

18. Brake Hose and Pipe AIRBAG

SUPPLEMENTAL RESTRAINT SYSTEM "AIRBAG"

Airbag system wiring harness is routed near the center brake pipe.

CAUTION:

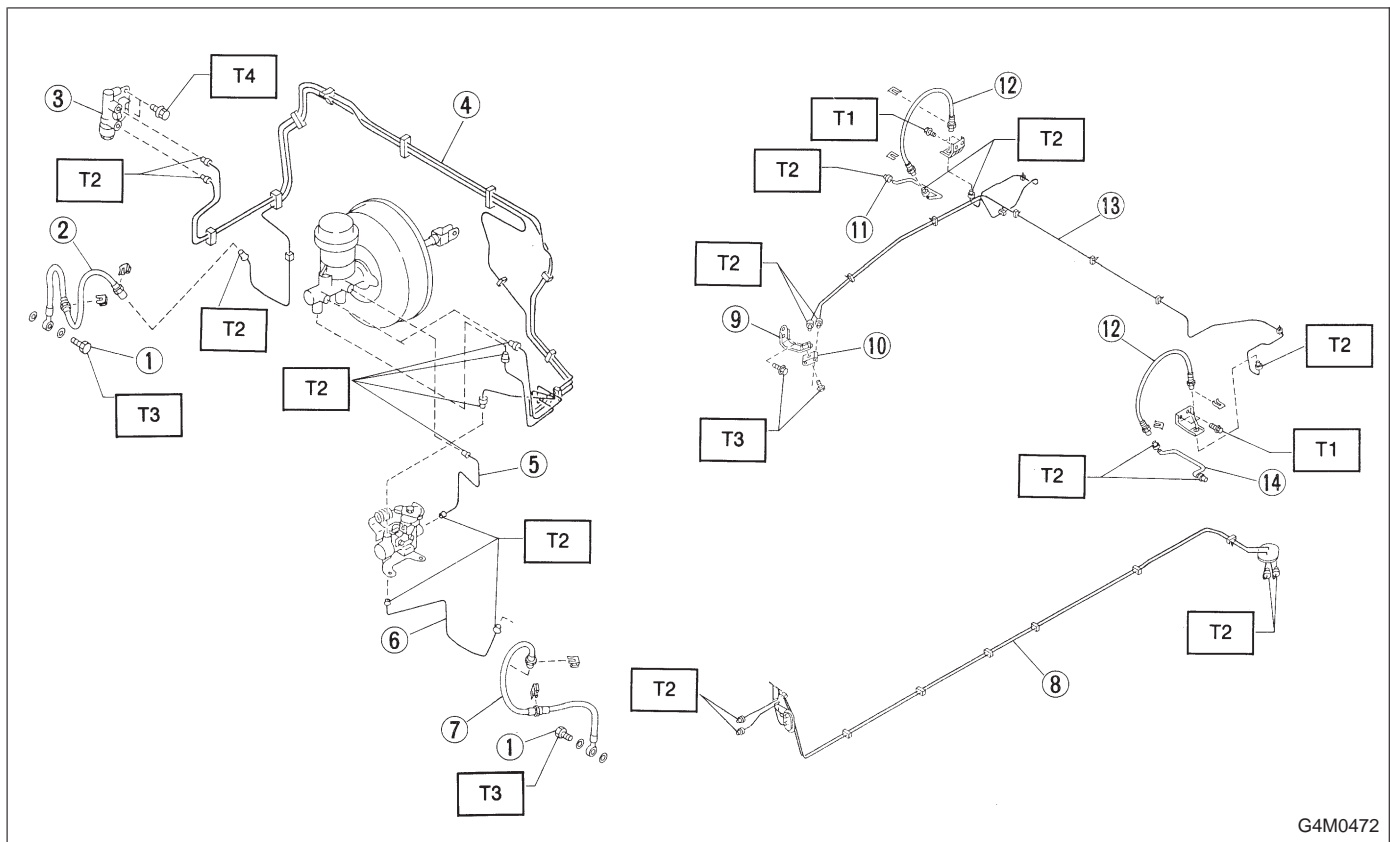
- All Airbag system wiring harness and connectors are colored yellow. Do not use electrical test equipment on these circuit.
- Be careful not to damage Airbag system wiring harness when servicing the center brake pipe.

A: REMOVAL AND INSTALLATION

CAUTION:

- When removing and installing the brake pipe, make sure that it is not bent.
- After installing the brake pipe and hose, bleed the air.
- After installing the brake hose, make sure that it does not touch the tire or suspension assembly, etc.

1. MODELS WITHOUT ABS



G4M0472

- | | |
|------------------------------|--------------------------|
| ① Union bolt | ⑧ Center brake pipe ASSY |
| ② Front brake hose RH | ⑨ Connector bracket |
| ③ Proportioning valve | ⑩ Two-way connector |
| ④ Front brake pipe | ⑪ Rear brake pipe RH |
| ⑤ Front adapter pipe (UPPER) | ⑫ Rear brake hose drum |
| ⑥ Front adapter pipe (LOWER) | ⑬ Rear brake pipe ASSY |
| ⑦ Front brake hose LH | ⑭ Rear brake pipe LH |

Tightening torque: N·m (kg·m, ft·lb)

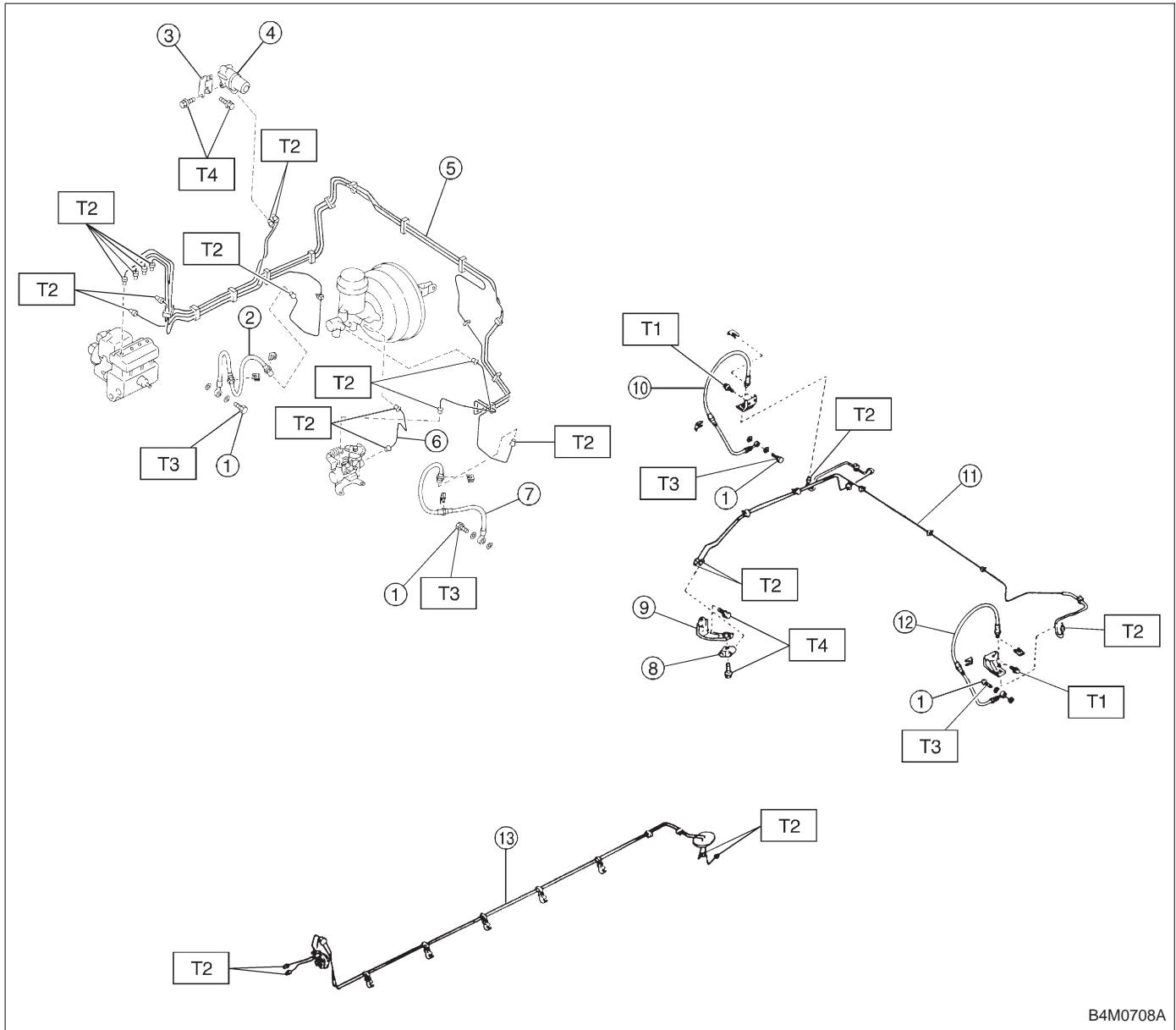
T1: 13±3 (1.3±0.3, 9.4±2.2)

T2: 15⁺³₋₂ (1.5^{+0.3}_{-0.2}, 10.8^{+2.2}_{-1.4})

T3: 18±3 (1.8±0.3, 13.0±2.2)

T4: 18±5 (1.8±0.5, 13.0±3.6)

2. MODELS WITH ABS (EXCEPT ABS 5.3 TYPE)

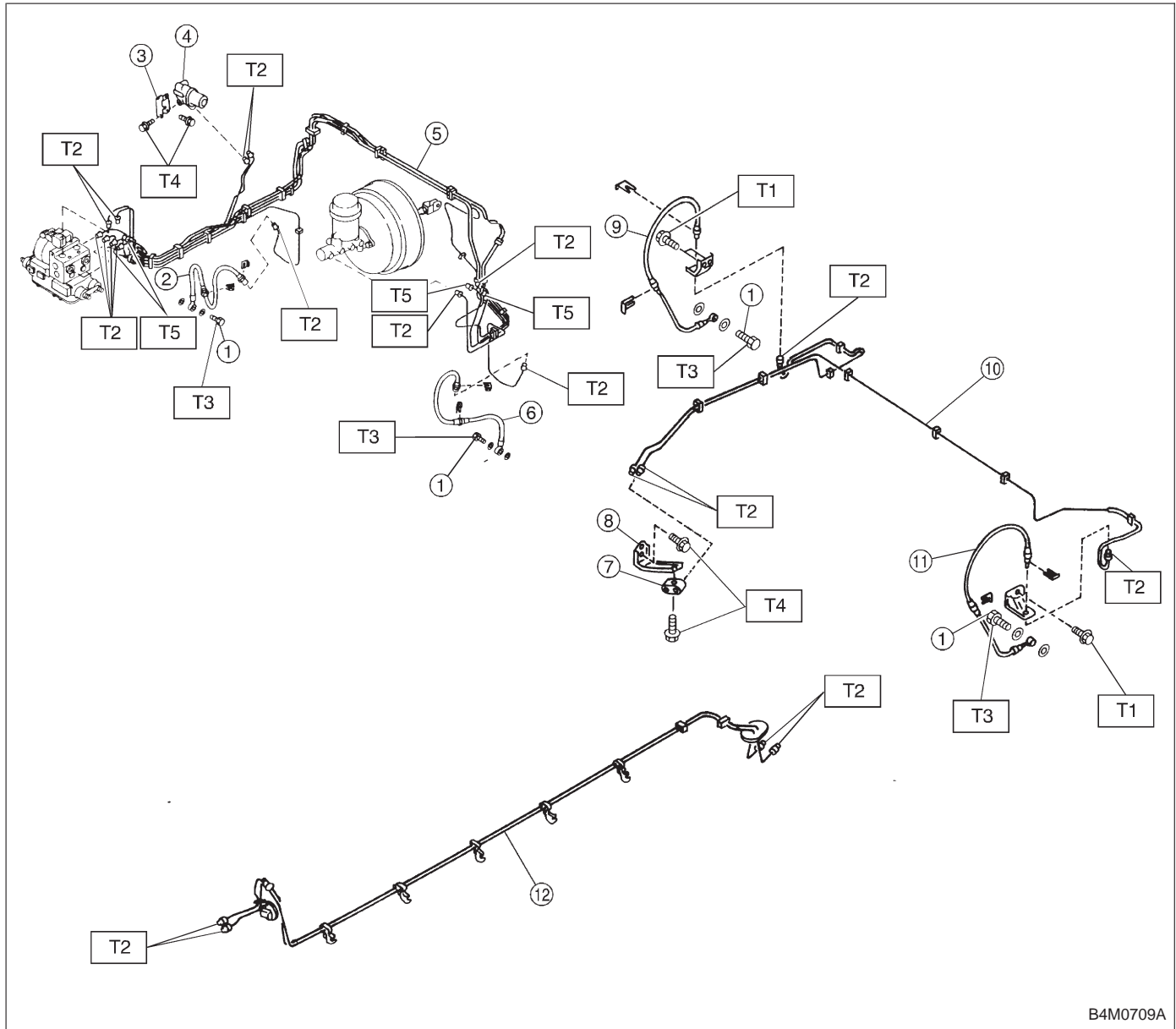


B4M0708A

- | | |
|-------------------------|--------------------------|
| ① Union bolt | ⑧ Two-way connector |
| ② Front brake hose RH | ⑨ Connector bracket |
| ③ Valve bracket | ⑩ Rear brake hose RH |
| ④ Proportioning valve | ⑪ Rear brake pipe ASSY |
| ⑤ Front brake pipe ASSY | ⑫ Rear brake hose LH |
| ⑥ Front adapter pipe | ⑬ Center brake pipe ASSY |
| ⑦ Front brake hose LH | |

Tightening torque: N·m (kg·m, ft·lb)
T1: 13±3 (1.3±0.3, 9.4±2.2)
T2: 15⁺³₋₂ (1.5^{+0.3}_{-0.2}, 10.8^{+2.2}_{-1.4})
T3: 18±3 (1.8±0.3, 13.0±2.2)
T4: 18±5 (1.8±0.5, 13.0±3.6)

3. MODELS WITH TCS

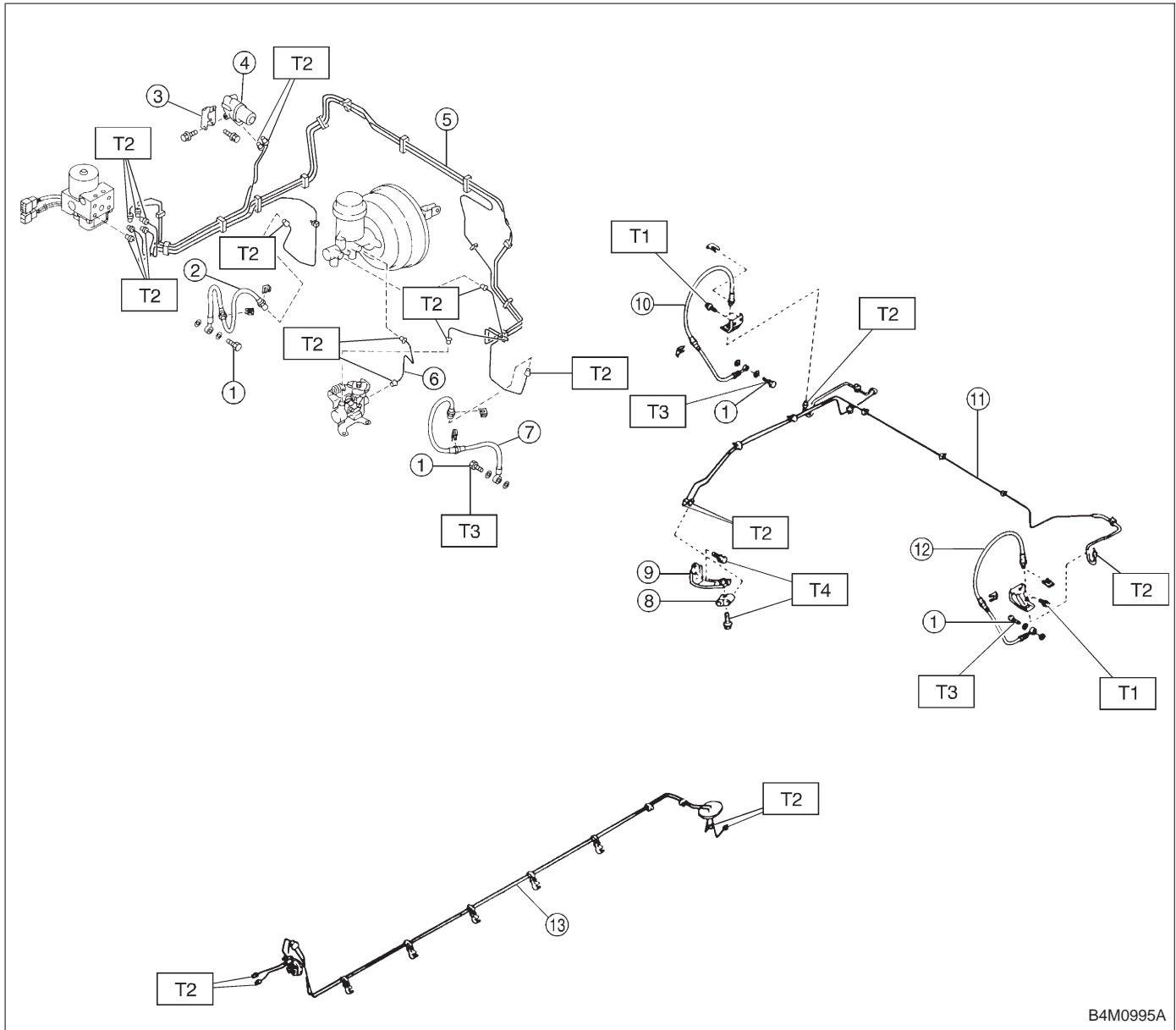


B4M0709A

- | | |
|-------------------------|--------------------------|
| ① Union bolt | ⑧ Connector bracket |
| ② Front brake hose RH | ⑨ Rear brake hose RH |
| ③ Valve bracket | ⑩ Rear brake pipe ASSY |
| ④ Proportioning valve | ⑪ Rear brake hose LH |
| ⑤ Front brake pipe ASSY | ⑫ Center brake pipe ASSY |
| ⑥ Front brake hose LH | |
| ⑦ Two-way connector | |

Tightening torque: N·m (kg·m, ft·lb)
T1: 13±3 (1.3±0.3, 9.4±2.2)
T2: 15⁺³₋₂ (1.5^{+0.3}_{-0.2}, 10.8^{+2.2}_{-1.4})
T3: 18±3 (1.8±0.3, 13.0±2.2)
T4: 18±5 (1.8±0.5, 13.0±3.6)
T5: 19±4 (1.9±0.4, 13.7±2.9)

4. MODELS WITH ABS (ABS 5.3 TYPE)



B4M0995A

- | | |
|-------------------------|--------------------------|
| ① Union bolt | ⑨ Connector bolt |
| ② Front brake hose RH | ⑩ Rear brake hose RH |
| ③ Valve bracket | ⑪ Rear brake pipe ASSY |
| ④ Proportioning valve | ⑫ Rear brake hose LH |
| ⑤ Front brake pipe ASSY | ⑬ Center brake pipe ASSY |
| ⑥ Front adapter pipe | |
| ⑦ Front brake hose LH | |
| ⑧ Two-way connector | |

Tightening torque: N·m (kg·m, ft·lb)

T1: 13±3 (1.3±0.3, 9.4±2.2)

T2: 15⁺³₋₂ (1.5^{+0.3}_{-0.2}, 10.8^{+2.2}_{-1.4})

T3: 18±3 (1.8±0.3, 13.0±2.2)

T4: 18±5 (1.8±0.5, 13.0±3.6)