

**SUPPLEMENT FOR 6 CYLINDER  
ENGINE MODEL**

This service manual has been prepared to provide SUBARU service personnel with the necessary information and data for the correct maintenance and repair of SUBARU vehicles.

This manual includes the procedures for maintenance, disassembling, reassembling, inspection and adjustment of components and diagnostics for guidance of experienced mechanics.

Please peruse and utilize this manual fully to ensure complete repair work for satisfying our customers by keeping their vehicle in optimum condition. When replacement of parts during repair work is needed, be sure to use SUBARU genuine parts.

All information, illustration and specifications contained in this manual are based on the latest product information available at the time of publication approval.

**FOREWORD****FW****HOW TO USE THIS MANUAL****HU****SPECIFICATIONS****SPC****PRECAUTION****PC****NOTE****NT****IDENTIFICATION****ID****RECOMMENDED MATERIALS****RM****PRE-DELIVERY INSPECTION****PI****PERIODICAL MAINTENANCE****PM**

**SUPPLEMENT FOR 6 CYLINDER  
ENGINE MODEL****FUEL INJECTION (FUEL SYSTEMS) FU(H6)****EMISSION CONTROL  
(AUX. EMISSION CONTROL DEVICES) EC(H6)****INTAKE (INDUCTION) IN(H6)****MECHANICAL ME(H6)****EXHAUST EX(H6)****COOLING CO(H6)****LUBRICATION LU(H6)****SPEED CONTROL SYSTEMS SP(H6)****IGNITION IG(H6)****START/CHARGING SYSTEMS SC(H6)****ENGINE (DIAGNOSTICS) EN(H6)****REAR SUSPENSION RS****WIRING SYSTEM WI**

# WIRING SYSTEM



---

	<b>Page</b>
1. Basic Diagnostics Procedure .....	3
2. Working Precautions .....	13
3. Super Multiple Junction (SMJ) .....	14
4. Power Supply Routing.....	17
5. Ground Distribution .....	32
6. Airbag System .....	41
7. Air Conditioning System.....	45
8. Anti-lock Brake System.....	66
9. A/T Control System .....	73
10. Audio System .....	95
11. Charging System.....	100
12. Combination Meter.....	101
13. Cruise Control System .....	107
14. Door Lock System.....	120
15. Engine Coolant Temperature Gauge System .....	124
16. Engine Electrical System .....	125
17. Fuel Gauge System .....	181
18. Full-Time Dual-Range System .....	184
19. Front Accessory Power Supply System.....	185
20. Headlight Beam Leveler System.....	186
21. Horn System.....	187
22. Immobilizer System .....	188
23. Keyless Entry System .....	192
24. Back-up Light System .....	198
25. Clearance Light and Illumination Light System .....	199
26. Front Fog Light System.....	206
27. Headlight System .....	209
28. In Compartment Light System.....	211
29. Stop Light System .....	217
30. Turn Signal Light and Hazard Light System.....	219
31. Oil Pressure Warning Light System.....	223
32. Outside Temperature Display System.....	224
33. Parking Brake and Brake Fluid Level Warning System.....	225
34. Pneumatic (Air) Suspension System .....	226
35. Power Seat System.....	234
36. Power Window System .....	235
37. Radiator Fan System .....	244
38. Rear Accessory Power Supply System .....	247
39. Rear Fog Light System .....	248
40. Rear Window Defogger System.....	249
41. Remote Controlled Rearview Mirror System .....	250
42. Seat Belt Warning System .....	252
43. Seat Heater System.....	254
44. Starter System.....	255

# GENERAL DIAGNOSTIC TABLE

45.	Sunroof System.....	256
46.	Vehicle Dynamic Control System.....	257
47.	Wiper and Washer System (Front) .....	273
48.	Wiper and Washer System (Rear).....	275
49.	Wiper Deicer System .....	277
50.	Overall Systems .....	278
51.	Front Wiring Harness .....	282
52.	Bulkhead Wiring Harness (In Engine Room).....	288
53.	Bulkhead Wiring Harness (In Compartment).....	296
54.	Engine Wiring Harness and Transmission Cord.....	305
55.	Instrument Panel Wiring Harness .....	309
56.	Rear Wiring Harness.....	313
57.	Door Cord.....	321
58.	Rear Wiring Harness and Trunk Lid Cord .....	325
59.	Rear Wiring Harness and Rear Gate Cord.....	327

# BULKHEAD WIRING HARNESS (IN ENGINE ROOM)

Wiring System

## 52. Bulkhead Wiring Harness (In Engine Room) S903438

### A: LOCATION S903438A13

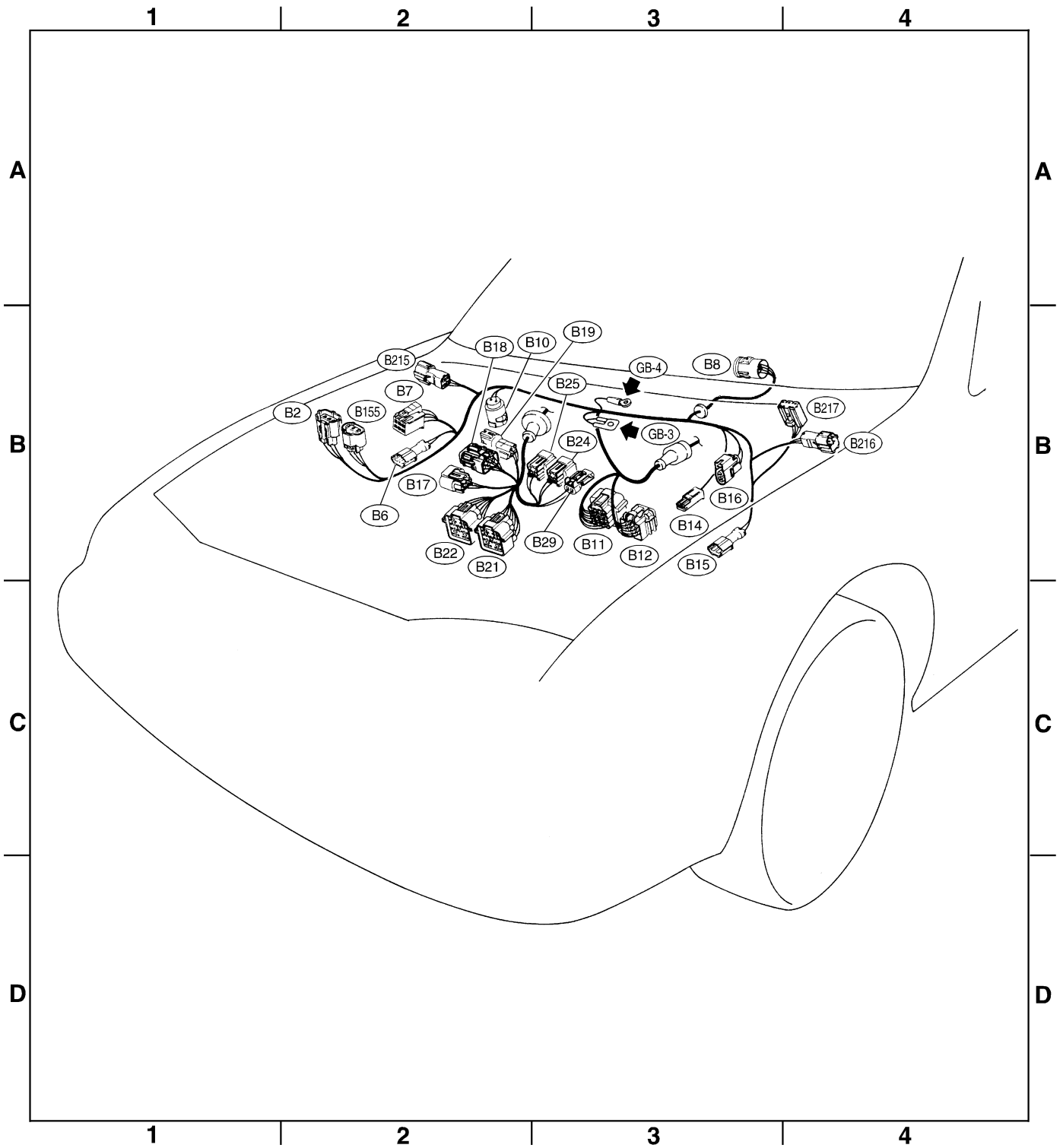
#### 1. LHD-H4 MODEL S903438A1304

Connector				Connecting to	
No.	Pole	Color	Area	No.	Name
B2	3	★	B-2		Atmospheric pressure sensor (With OBD model)
B6	2	Brown	B-2		ABS front sensor RH (Outback model)
	2	Gray	B-2		ABS front sensor RH (Other models)
B7	6	Black	B-2		Cruise control actuator
B8	5	Gray	B-3		Front wiper motor
B10	2	Brown	B-2		A/C pressure switch
B11	20	Black	B-3	T4	Transmission (AT)
B12	12	★	B-3	T3	
B14	1	Black	B-3		Starter (Magnet)
B15	2	Brown	B-3		ABS front sensor LH (Outback model)
	2	Gray	B-3		ABS front sensor LH (Other models)
B16	2	Gray	B-3		Brake fluid level switch
B17	3	★	B-2		Vehicle speed sensor (MT)
B18	4	★	B-2		Oxygen sensor (Without OBD model)
	6	★	B-2		Front oxygen (A/F) sensor (With OBD model)
B19	4	★	B-2	T5	Rear oxygen sensor cord (With OBD model)
B21	20	★	B-2	E2	Engine wiring harness
B22	16	Brown	B-2	E3	
B24	2	Gray	B-3	T1	Back-up light switch (MT)
B25	2	Brown	B-3	T2	Neutral position switch (MT)
B29	2	Black	B-3	T8	Lo (AWD) indicator light switch
B155	3	★	B-2		CO resistor (Without OBD model)
B215	4	★	B-2		Front vehicle height sensor RH
B216	4	★	B-4		Front vehicle height sensor LH
B217	5	Black	B-4		A/S compressor relay

★: Non-colored

# BULKHEAD WIRING HARNESS (IN ENGINE ROOM)

Wiring System



B6M1595A

# BULKHEAD WIRING HARNESS (IN ENGINE ROOM)

Wiring System

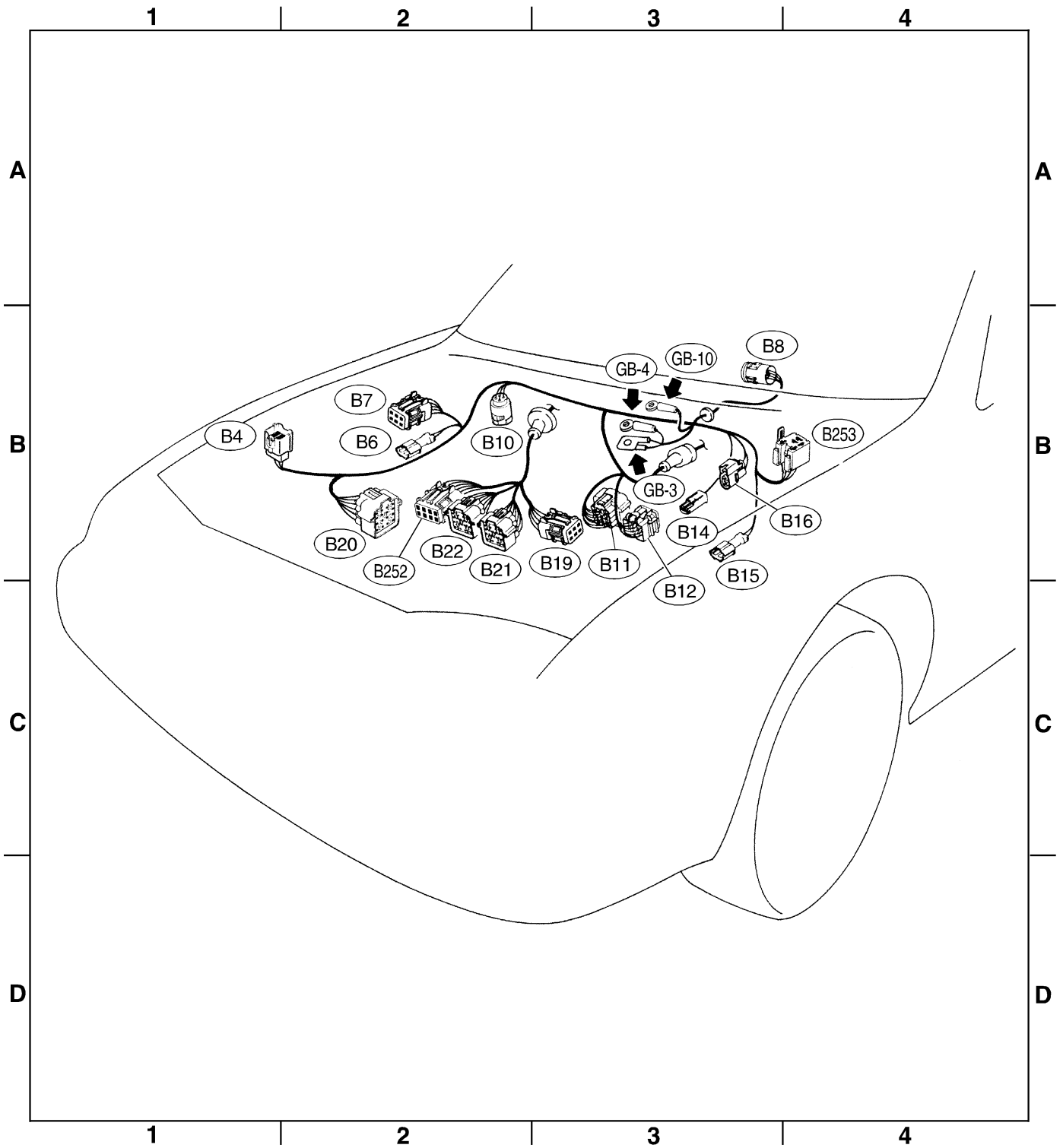
## 2. LHD-H6 MODEL S903438A1305

Connector				Connecting to	
No.	Pole	Color	Area	No.	Name
B4	4	Gray	B-2		AT dropping resistor
B6	2	Brown	B-2		ABS front sensor RH
B7	6	Black	B-2		Cruise control actuator
B8	5	Gray	B-3		Front wiper motor
B10	4	★	B-2		A/C pressure switch
B11	20	Black	B-3	T4	Transmission (AT)
B12	12	Black	B-3	T3	
B14	1	Black	B-3		Starter (Magnet)
B15	2	Brown	B-3		ABS front sensor LH
B16	2	Gray	B-3		Brake fluid level switch
B19	6	★	B-3	T5	Rear oxygen sensor cord
B20	16	Dark gray	B-2	E1	Engine wiring harness
B21	20	Light gray	B-2	E2	
B22	16	Brown	B-2	E3	
B252	8	Dark gray	B-2	E49	Engine wiring harness
B253	5	Black	B-3		Fan relay

★: Non-colored

# BULKHEAD WIRING HARNESS (IN ENGINE ROOM)

Wiring System



B6M1596A



# BULKHEAD WIRING HARNESS (IN ENGINE ROOM)

Wiring System

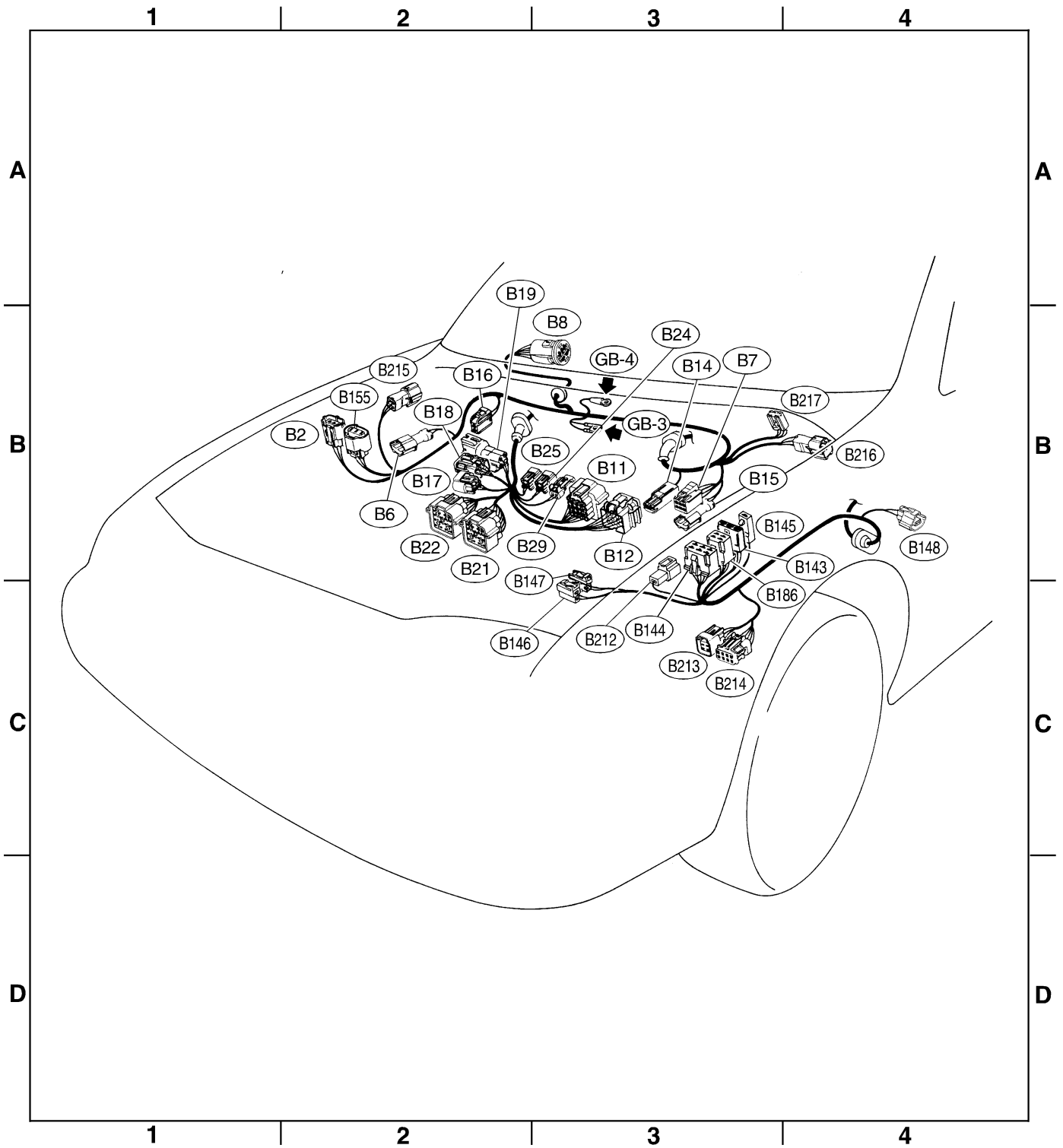
## 3. RHD-H4 MODEL S903438A1306

Connector				Connecting to	
No.	Pole	Color	Area	No.	Name
B2	3	★	B-2		Atmospheric pressure sensor (With OBD model)
B4	4	Gray	B-2		AT dropping resistor
B6	2	Brown	B-2		ABS front sensor RH (Outback model)
	2	Gray	B-2		ABS front sensor RH (Other models)
B7	6	Black	B-3		Cruise control actuator
B8	5	★	B-3		Front wiper motor
B11	20	Black	B-3	T4	Transmission (AT)
B12	12	★	B-3	T3	
B14	1	Black	B-3		Starter (Magnet)
B15	2	Brown	B-3		ABS front sensor LH (Outback model)
	2	Gray	B-3		ABS front sensor LH (Other models)
B16	2	Gray	B-2		Brake fluid level switch
B17	3	★	B-2		Vehicle speed sensor (MT)
B18	4	★	B-2		Oxygen sensor (Without OBD model)
	6	★	B-2		Front oxygen (A/F) sensor (Without OBD model)
B19	4	★	B-2	T5	Rear oxygen sensor cord (Without OBD model)
B21	20	Light gray	B-2	E2	Engine wiring harness
B22	16	Brown	B-2	E3	
B24	2	Gray	B-3	T1	Back-up light switch (MT)
B25	2	Brown	B-3	T2	Neutral position switch (MT)
B29	2	Black	B-3	T8	Lo (AWD) indicator light switch
B143	3	★	B-4		M/B
B144	6	Black	C-3		
B145	1	★	B-3		
B146	2	Green	C-2		Front washer motor
B147	2	★	B-3		Rear washer motor
B148	2	Black	B-4		Side turn signal light LH
B155	3	★	B-2		CO resistor (Without OBD model)
B186	4	Black	C-4		M/B
B212	1	Gray	C-3	F86	Front wiring harness
B213	4	Gray	C-3		A/S compressor & discharge solenoid
B214	8	★	C-3		A/S solenoid
B215	4	★	B-2		Front vehicle height sensor RH
B216	4	★	B-4		Front vehicle height sensor LH
B217	5	Black	B-4		A/S compressor relay

★: Non-colored

# BULKHEAD WIRING HARNESS (IN ENGINE ROOM)

Wiring System



B6M1597A

# BULKHEAD WIRING HARNESS (IN ENGINE ROOM)

Wiring System

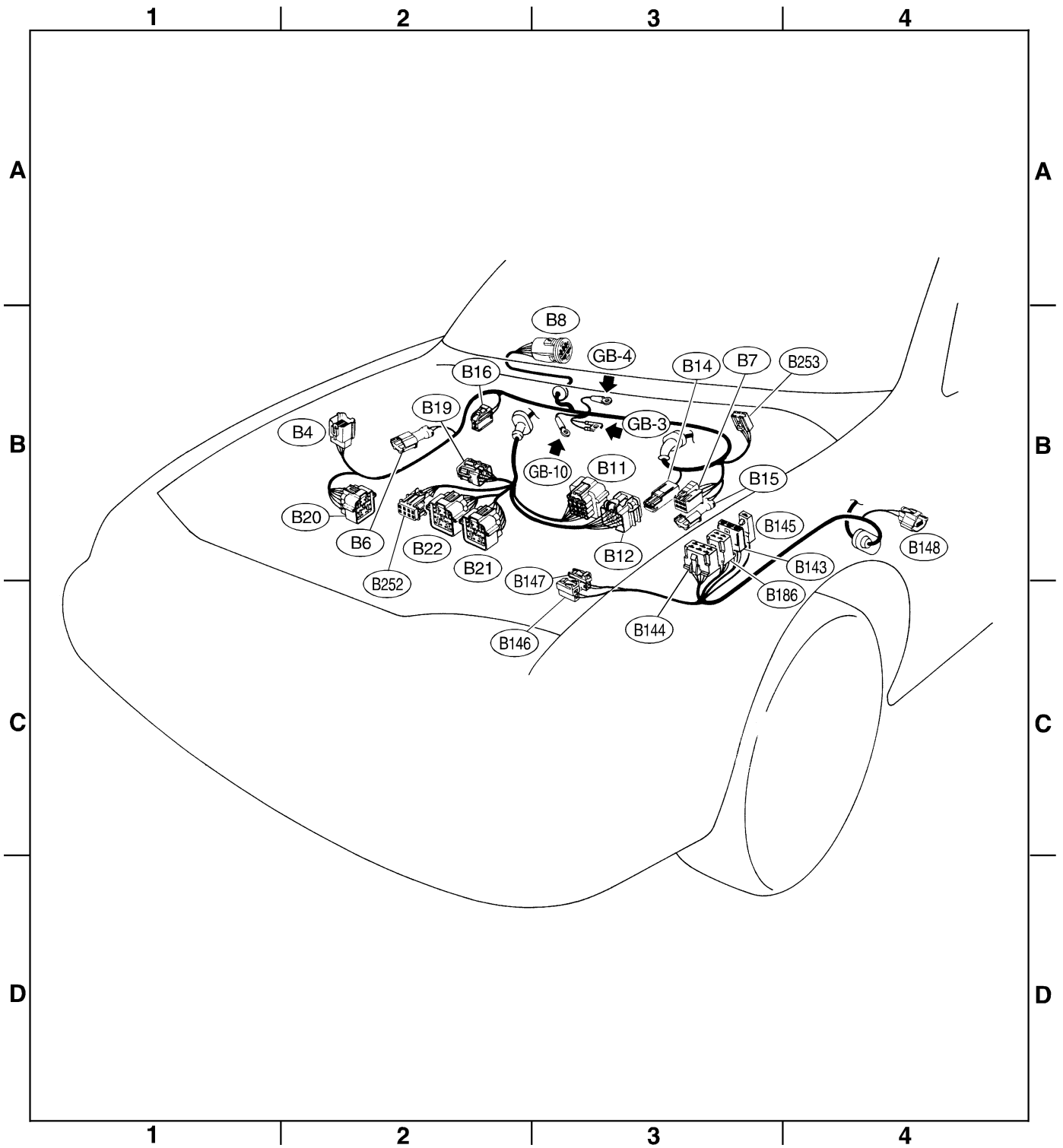
## 4. RHD-H6 MODEL S903438A1307

Connector				Connecting to	
No.	Pole	Color	Area	No.	Name
B4	4	Gray	B-2		AT dropping resistor
B6	2	Brown	B-2		ABS front sensor RH
B7	6	Black	B-3		Cruise control actuator
B8	5	★	B-3		Front wiper motor
B11	20	Black	B-3	T4	Transmission (AT)
B12	12	★	B-3	T3	
B14	1	Black	B-3		Starter (Magnet)
B15	2	Brown	B-3		ABS front sensor LH
B16	2	Gray	B-2		Brake fluid level switch
B19	6	★	B-2	T5	Rear oxygen sensor cord
B20	16	Dark gray	B-2	E1	Engine wiring harness
B21	20	★	B-2	E2	
B22	16	Brown	B-2	E3	
B143	3	★	B-4		M/B
B144	6	Black	C-3		
B145	1	★	B-3		
B146	2	Green	C-2		Front washer motor
B147	2	★	B-3		Rear washer motor
B148	2	Black	B-4		Side turn signal light LH
B186	4	Black	C-4		M/B
B252	8	Dark gray	B-2	E49	Engine wiring harness
B253	5	★	B-4		Fan control relay

★: Non-colored

# BULKHEAD WIRING HARNESS (IN ENGINE ROOM)

Wiring System



B6M1598A

# BULKHEAD WIRING HARNESS (IN COMPARTMENT)

Wiring System

## 53. Bulkhead Wiring Harness (In Compartment)

S903446

### A: LOCATION

S903446A13

#### 1. LHD-H4 MODEL

S903446A1304

Connector				Connecting to	
No.	Pole	Color	Area	No.	Name
B30	24	★	C-1	D1	Front door cord LH
B31	7	Yellow	D-1	AB1	SRS (Airbag) harness
B32	3	Black	B-2		Turn & hazard module
B36	66	★	B-1	i1	Instrument panel wiring harness (SMJ)
B40	16	★	C-1		Data link connector
B41	2	★	C-1		Power window circuit breaker
B42	5	★	A-1		Power window relay (Relay block)
B43	6	Black	C-3		Illumination control module
B44	10	★	B-2		Seat belt warning module
B46	4	Green	C-1		Fuel pump relay
B47	6	Brown	C-4		Main relay
B50	4	Black	D-1		Blower relay
B51	8	Blue	C-1		F/B
B52	7	★	B-1		
B53	12	★	B-2		Shield joint connector (AT)
B54	24	★	C-2		Transmission control module
B55	24	Gray	C-2		
B56	24	Green	C-2		
B61	8	★	B-2	F44	Front wiring harness
B62	66	★	B-2	F45	Front wiring harness (SMJ)
B64	2	Black	B-2		Stop light switch
B65	4	Black	B-2		Stop & brake switch (With cruise control)
B68	5	Black	C-2		Cruise control sub switch
B69	4	★	D-2		Combination switch
B70	18	★	C-2		
B71	17	★	C-2		
B72	4	Blue	C-2		Ignition switch
B74	2	Black	C-2		Key warning switch
B75	2	Green	B-3	B76	Test mode connector
B76	2	Green	B-3	B75	
B77	10	Brown	B-3		Mode actuator
B79	14	Gray	C-3		Check connector
B80	8	Black	C-2	i20	Instrument panel wiring harness
B81	1 × 2	★	C-3		Diagnosis terminal (Ground)
B82	8	Black	C-3		Diagnosis connector
B83	12	Black	C-4		Shield & sensor ground joint connector (E/G)
B86	4	★	B-4		Blower motor resistor (Auto A/C)
	6	★	B-4		Blower motor resistor (Manual A/C)
B87	2	★	C-4		Blower motor

Connector				Connecting to	
No.	Pole	Color	Area	No.	Name
B88	3	★	B-3		Evaporator thermostat
B89	2	★	B-4		Diode (Rear gate)
B90	4	★	B-4	R50	Roof cord (Without vanity mirror illumination model)
	6	★	B-4	R50	Roof cord (With vanity mirror illumination model)
B91	6	Black	C-4		FRESH/RECIRC actuator
B92	8	★	B-4		Door lock timer
B94	20	Black	B-4		Cruise control module
B97	8	★	C-4	R1	Rear wiring harness
B99	20	★	C-4	R3	
B101	24	★	C-4	D11	Front door cord RH
B104	4	★	B-1		Seat heater/rear accessory power supply relay
B107	2	Blue	B-2		Clutch switch (Cruise control)
B116	6	★	C-3		Select lever illumination light (AT)
B123	8	★	C-4	R48	Rear wiring harness
B124	8	★	D-1	D53	Front door cord LH
B125	1	Black	B-3	B126	Read memory connector (Without OBD model)
	2	Green	C-1	B126	Line end connector (With OBD model)
B126	1	Black	B-3	B125	Read memory connector (Without OBD model)
	2	Green	C-1	B125	Line end connector (With OBD model)
B129	2	★	B-2		Kick-down switch (AT)
B131	5	★	A-2		Rear fog light relay (Relay block)
B133	6	★	C-3		AT power mode & hold mode switch
B134	35	★	C-3		Engine control module
B135	28	★	C-3		
B136	30	★	C-3		
B141	12	★	A-3		Immobiliser control module
B152	12	★	B-1		F/B
B157	5	★	A-1		Ignition relay (Relay block)
B158	10	Gray	C-1		F/B
B176	18	★	B-4		Keyless entry control module
B177	2	★	B-1		Wiper deicer
B178	20	★	B-2	R85	Rear wiring harness
B183	1	★	C-1	B184	Joint connector (Keyless entry)
B184	1	★	C-1	B183	

# BULKHEAD WIRING HARNESS (IN COMPARTMENT)

Wiring System

Connector				Connecting to	
No.	Pole	Color	Area	No.	Name
B191	5	★	A-1		Wiper deicer relay (Relay block)
B192	4	★	C-1		Wiper deicer timer
B196	2	★	B-4		Diode (Rear fog light)
B201	10	Black	C-2	i40	Instrument panel wiring harness
B222	6	Black	C-3		Height control switch
B224	2	★	C-2		Key switch illumination light

Connector				Connecting to	
No.	Pole	Color	Area	No.	Name
B225	8	★	A-1		Fuse (Relay block)
B228	15	★	C-2		OP connector
B231	4	★	C-2		Steering angle sensor (VDC)
B234	6	★	B-2		Joint connector (VDC)
B235	6	Black	B-3		Air mix actuator (Auto A/C)
★: Non-colored					



# BULKHEAD WIRING HARNESS (IN COMPARTMENT)

Wiring System

## 2. LHD-H6 MODEL S903446A1305

Connector				Connecting to	
No.	Pole	Color	Area	No.	Name
B30	24	★	C-1	D1	Front door cord LH
B31	7	Yellow	D-1	AB1	SRS (Airbag) harness
B32	3	Black	B-2		Turn & hazard module
B36	66	★	B-1	i1	Instrument panel wiring harness (SMJ)
B40	16	★	C-1		Data link connector
B41	2	★	C-1		Power window circuit breaker
B42	5	★	A-1		Power window relay (Relay block)
B43	6	Black	C-3		Illumination control module
B46	4	Green	C-1		Fuel pump relay
B47	6	Brown	C-4		Main relay
B48	5	★	A-2		Front fog light relay (Relay block)
B50	4	Black	D-1		Blower relay
B51	8	Blue	C-1		F/B
B52	7	★	B-1		
B53	6	Gray	B-2		Shield joint connector (AT)
B54	24	★	C-2		Transmission control module
B55	24	Gray	C-2		
B56	24	Green	C-2		
B61	8	★	B-2	F44	Front wiring harness
B62	66	★	B-2	F45	Front wiring harness (SMJ)
B65	4	Black	B-2		Stop & brake switch
B68	5	Black	C-2		Cruise control sub switch
B69	4	★	D-2		Combination switch
B70	18	★	C-2		
B71	17	★	C-2		
B72	4	Blue	C-2		Ignition switch
B74	2	Black	C-2		Key warning switch
B75	2	Green	B-3	B76	Test mode connector
B76	2	Green	B-3	B75	
B77	10	Brown	B-3		Mode actuator
B79	14	Gray	C-3		Check connector
B80	8	Black	C-2	i20	Instrument panel wiring harness
B81	1 × 2	★	C-3		Diagnosis terminal (Ground)
B82	8	Black	C-3		Diagnosis connector
B83	22	★	C-4		Shield & sensor ground joint connector (E/G)
B86	4	★	B-4		Blower motor resistor
B87	2	★	C-4		Blower motor
B88	3	★	B-3		Evaporator thermostat
B90	6	★	B-4	R50	Roof cord
B91	6	Black	C-4		FRESH/RECIRC actuator
B94	20	Black	B-4		Cruise control module

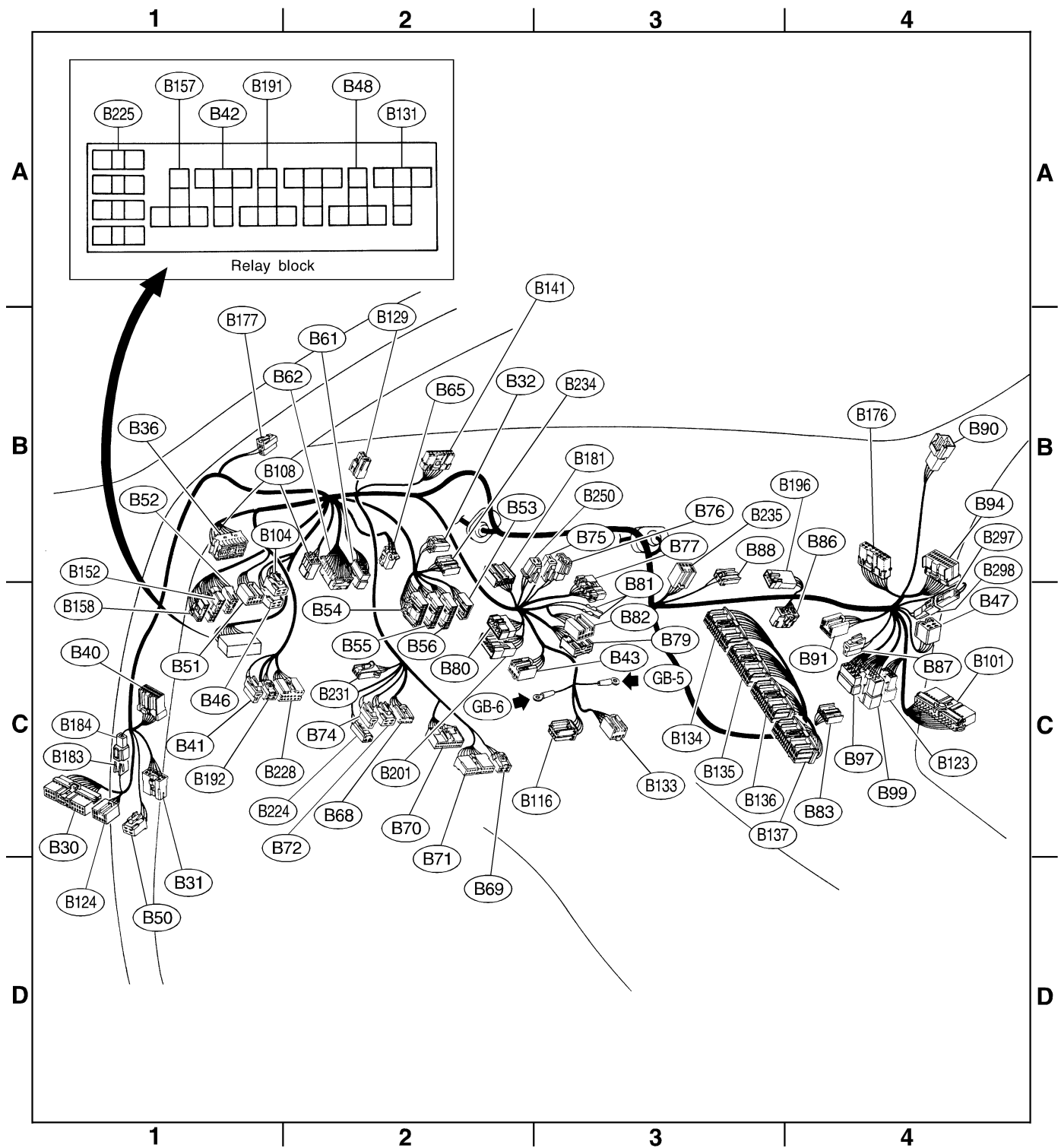
Connector				Connecting to	
No.	Pole	Color	Area	No.	Name
B97	8	★	C-4	R1	Rear wiring harness
B99	20	★	C-4	R3	
B101	24	★	C-4	D11	Front door cord RH
B104	4	★	B-1		Seat heater/rear accessory power supply relay
B108	4	★	B-2	F46	Front wiring harness
B116	6	★	C-3		Select lever illumination light (AT)
B123	8	★	C-4	R48	Rear wiring harness
B124	8	★	D-1	D53	Front door cord LH
B125	1	Black	B-3	B126	Read memory connector
B126	1	Black	B-3	B125	
B129	2	★	B-2		Kick-down switch (AT)
B131	5	★	A-2		Rear fog light relay (Relay block)
B133	6	★	C-3		Engine control module
B134	22	★	C-3		
B135	28	★	C-3		
B136	24	★	C-3		
B137	31	★	C-4		Immobiliser control module
B141	12	★	A-3		
B152	12	★	B-1		F/B
B157	5	★	A-1		Ignition relay (Relay block)
B158	10	Gray	C-1		F/B
B176	18	★	B-4		Keyless entry control module
B177	2	★	B-1		Wiper deicer
B181	6	Gray	B-2		Fan ground joint connector
B183	1	★	C-1	B184	Joint connector (Keyless entry)
B184	1	★	C-1	B183	
B191	5	★	A-1		Wiper deicer relay (Relay block)
B192	4	★	C-1		Wiper deicer timer
B196	2	★	B-4		Diode (Rear fog light)
B201	10	Black	C-2	i40	Instrument panel wiring harness
B224	2	★	C-2		Key switch illumination light
B225	8	★	A-1		Fuse (Relay block)
B228	15	★	C-2		OP connector
B231	4	Black	C-2		Steering angle sensor (VDC)
B234	6	★	B-2		Joint connector (VDC)
B235	6	Black	B-3		Air mix actuator (Auto A/C)
B250	3	★	B-2		Flash memory connector
B297	2	Black	C-4	B298	A/C cut connector
B298	2	Black	C-4	B297	

★: Non-colored



# BULKHEAD WIRING HARNESS (IN COMPARTMENT)

Wiring System



B6M1600A

# BULKHEAD WIRING HARNESS (IN COMPARTMENT)

Wiring System

## 3. RHD-H4 MODEL S903446A1307

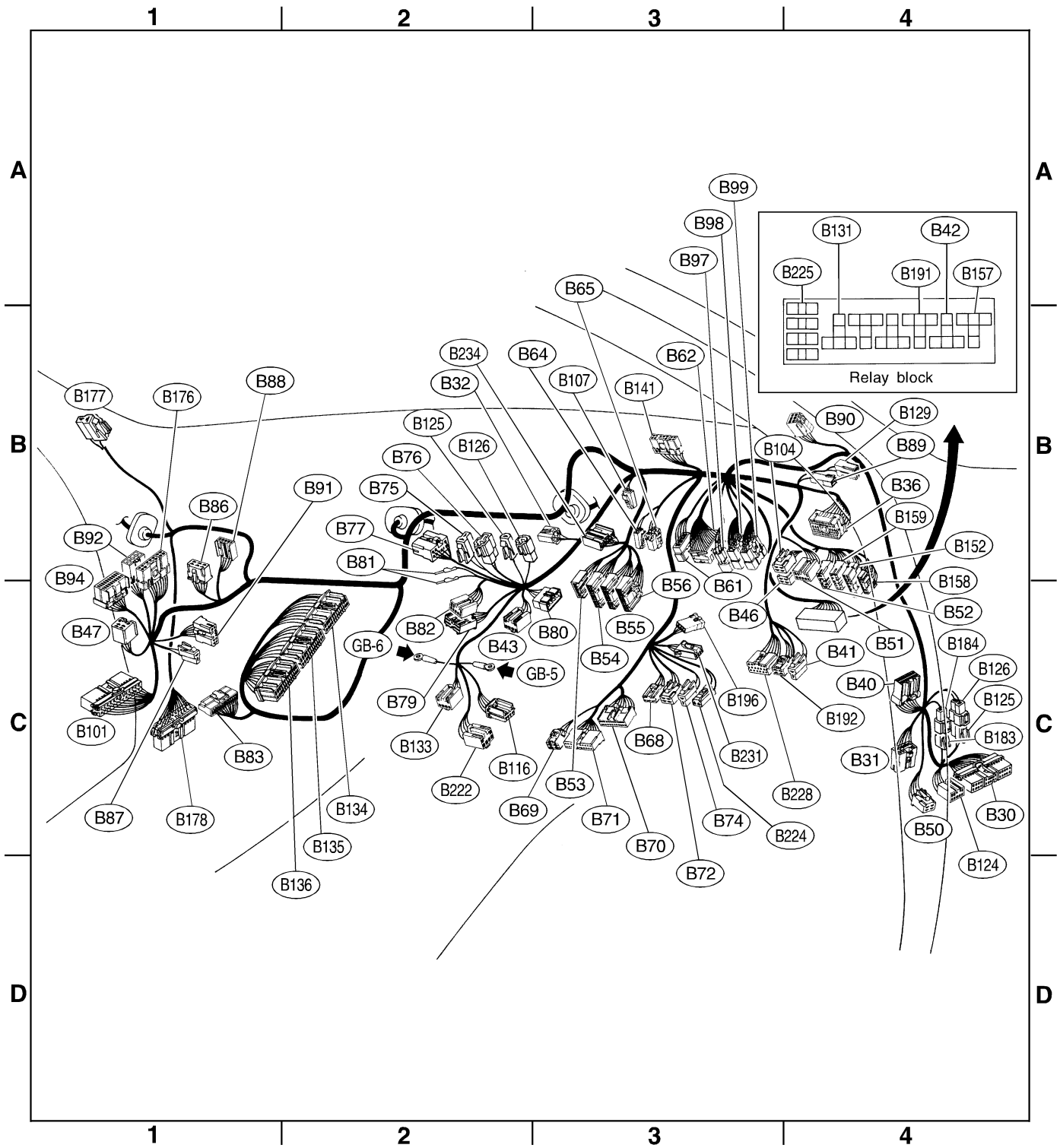
Connector				Connecting to	
No.	Pole	Color	Area	No.	Name
B30	24	★	C-4	D1	Front door cord RH
B31	7	Yellow	C-4	AB1	SRS (Airbag) harness
B32	3	Black	B-3		Turn & hazard module
B36	66	★	B-4	i1	Instrument panel wiring harness (SMJ)
B40	16	★	C-4		Data link connector
B41	2	★	C-4		Power window circuit breaker
B42	5	★	A-4		Power window relay (Relay block)
B43	6	Black	C-2		Illumination control module
B46	4	Green	C-3		Fuel pump relay
B47	6	Brown	C-1		Main relay
B50	4	Black	C-4		Blower relay
B51	8	Blue	C-4		F/B
B52	7	★	C-4		
B53	12	★	C-3		Shield joint connector (AT)
B54	24	★	C-3		
B55	24	Gray	C-3		Transmission control module
B56	24	Green	C-3		
B61	6	★	B-3	F44	Front wiring harness
B62	66	★	B-3	F45	Front wiring harness (SMJ)
B64	2	Black	B-3		Stop light switch
B65	4	Black	B-3		Stop & brake switch (With cruise control)
B68	5	Black	C-3		Cruise control sub switch
B69	4	★	C-3		
B70	18	★	C-3		Combination switch
B71	17	★	C-3		
B72	4	Blue	C-3		Ignition switch
B74	2	Black	C-3		Key warning switch
B75	2	Green	B-2	B76	
B76	2	Green	B-2	B75	Test mode connector
B77	7	Green	B-2		Mode actuator
B79	14	Gray	C-2		Check connector
B80	8	Black	C-3	i20	Instrument panel wiring harness
B81	1 × 2	★	B-2		Diagnosis terminal (Ground)
B82	8	Black	C-2		Diagnosis connector
B83	12	★	C-1		Shield & sensor ground joint connector (E/G)
B86	6	Black	B-1		Blower motor resistor
B87	2	Black	C-1		Blower motor
B88	5	★	B-1		Evaporator thermostat
B89	2	★	B-4		Diode (Rear gate)
B90	4	★	B-4	R50	Roof cord (Without vanity illumi.)
	6	★	B-4	R50	Roof cord (With vanity illumi.)
B91	7	Green	C-1		FRESH/RECIRC actuator

Connector				Connecting to	
No.	Pole	Color	Area	No.	Name
B92	8	★	B-1		Door lock timer
B94	20	Black	C-1		Cruise control module
B97	6	★	B-3	R1	
B98	20	Black	B-3	R2	Rear wiring harness
B99	20	★	B-3	R3	
B101	24	★	C-1	D11	Front door cord LH
B104	4	★	B-3		Seat heater/rear accessory power supply relay
B107	2	Blue	B-3		Clutch switch (Cruise control)
B116	6	★	C-2		Select lever illumination light (AT)
B124	8	★	C-4	D53	Front door cord RH
B125	1	Black	B-2	B126	Read memory connector (Without OBD model)
	2	Green	C-4	B126	Line end connector (With OBD model)
B126	1	Black	B-2	B125	Read memory connector (Without OBD model)
	2	Green	C-4	B125	Line end connector (With OBD model)
B129	2	Black	B-4		Kick-down switch (AT)
B131	5	★	A-4		Rear fog light relay (Relay block)
B133	6	★	C-2		AT power mode & hold mode switch
B134	35	★	C-2		
B135	28	★	C-2		Engine control module
B136	30	★	C-2		
B141	12	★	B-3		Immobiliser control module
B152	12	★	B-4		F/B
B157	5	★	A-4		Ignition relay (Relay block)
B158	10	Gray	B-4		F/B
B159	9	Brown	B-4		F/B
B176	18	★	B-1		Keyless entry control module
B177	2	★	B-1		Wiper deicer
B178	20	★	C-1	R85	Rear wiring harness
B183	1	★	C-4	B184	
B184	1	★	C-4	B183	Joint connector (Keyless entry)
B191	5	★	A-4		Wiper deicer relay (Relay block)
B192	4	★	C-4		Wiper deicer timer
B196	2	Black	C-3		Diode (Rear fog light)
B222	6	Black	C-2		Height control switch
B224	2	★	C-3		Key switch illumination light
B225	8	★	A-4		Fuse (Relay block)
B228	15	★	C-3		OP connector
B231	4	★	C-3		Steering angle sensor (VDC)
B234	6	★	B-3		Joint connector (VDC)

★: Non-colored

# BULKHEAD WIRING HARNESS (IN COMPARTMENT)

Wiring System



B6M1601A

# BULKHEAD WIRING HARNESS (IN COMPARTMENT)

Wiring System

## 4. RHD-H6 MODEL S903446A1308

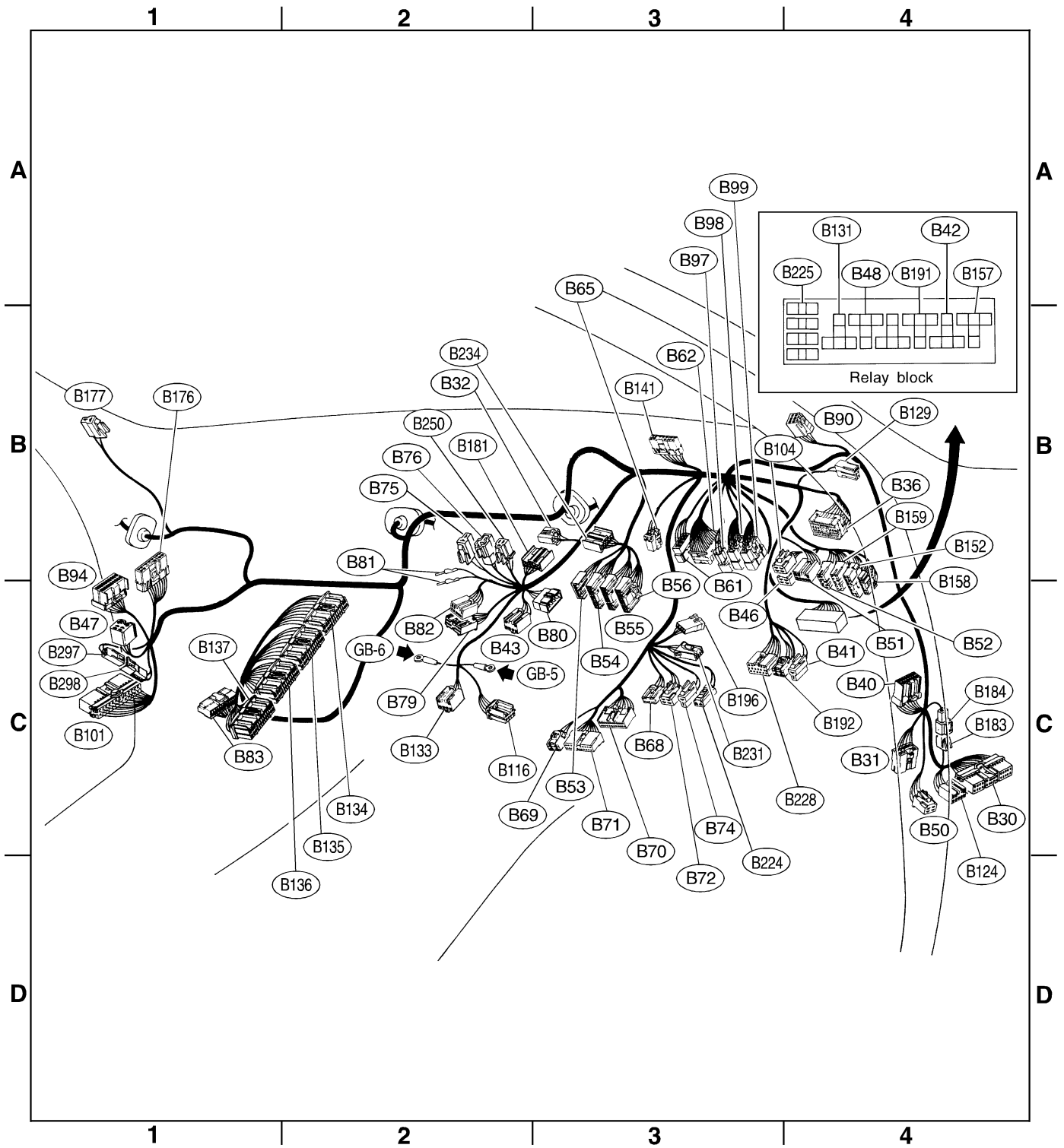
Connector				Connecting to	
No.	Pole	Color	Area	No.	Name
B30	24	★	C-4	D1	Front door cord RH
B31	7	Yellow	C-4	AB1	SRS (Airbag) harness
B32	3	Black	B-3		Turn & hazard module
B36	66	★	B-4	i1	Instrument panel wiring harness (SMJ)
B40	16	★	C-4		Data link connector
B41	2	★	C-4		Power window circuit breaker
B42	5	★	A-4		Power window relay (Relay block)
B43	6	Black	C-2		Illumination control module
B46	4	Green	C-3		Fuel pump relay
B47	6	Brown	C-1		Main relay
B48	5	★	A-4		Front fog light relay (Relay block)
B50	4	Black	C-4		Blower relay
B51	8	Blue	C-4		F/B
B52	7	★	C-4		
B53	6	Gray	C-3		Shield joint connector (AT)
B54	24	★	C-3		
B55	24	Gray	C-3		Transmission control module
B56	24	Green	C-3		
B61	6	★	B-3	F44	Front wiring harness
B62	66	★	B-3	F45	Front wiring harness (SMJ)
B65	4	Black	B-3		Stop & brake switch
B68	5	Black	C-3		Cruise control sub switch
B69	4	★	C-3		
B70	18	★	C-3		Combination switch
B71	17	★	C-3		
B72	4	Blue	C-3		Ignition switch
B74	2	Black	C-3		Key warning switch
B75	2	Green	B-2	B76	
B76	2	Green	B-2	B75	Test mode connector
B79	14	Gray	C-2		Check connector
B80	8	Black	C-3	i20	Instrument panel wiring harness
B81	1 × 2	★	B-2		Diagnosis terminal (Ground)
B82	8	Black	C-2		Diagnosis connector
B83	22	★	C-1		Shield & sensor ground joint connector (E/G)
B90	6	★	B-4	R50	Roof cord
B94	20	Black	C-1		Cruise control module

Connector				Connecting to	
No.	Pole	Color	Area	No.	Name
B97	6	★	B-3	R1	
B98	20	Blue	B-3	R2	Rear wiring harness
B99	20	★	B-3	R3	
B101	24	★	C-1	D11	Front door cord LH
B104	4	★	B-3		Seat heater/rear accessory power supply relay
B116	6	★	C-2		Select lever illumination light (AT)
B124	8	★	C-4	D53	Front door cord RH
B129	2	Black	B-4		Kick-down switch (AT)
B131	5	★	A-4		Rear fog light relay (Relay block)
B133	6	★	C-2		AT power mode & hold mode switch
B134	22	★	C-2		
B135	28	★	C-2		Engine control module
B136	24	★	C-2		
B137	31	★	C-2		
B141	12	★	B-3		Immobiliser control module
B152	12	★	B-4		F/B
B157	5	★	A-4		Ignition relay (Relay block)
B158	10	Gray	B-4		F/B
B159	9	Brown	B-4		F/B
B176	18	★	B-1		Keyless entry control module
B177	2	★	B-1		Wiper deicer
B181	6	Gray	B-3		Fan ground joint connector
B183	1	★	C-4	B184	Joint connector (Keyless entry)
B184	1	★	C-4	B183	
B191	5	★	A-4		Wiper deicer relay (Relay block)
B192	4	★	C-4		Wiper deicer timer
B196	2	Black	C-3		Diode (Rear fog light)
B222	6	Black	C-2		Height control switch
B224	2	★	C-3		Key switch illumination light
B225	8	★	A-4		Fuse (Relay block)
B228	15	★	C-3		OP connector
B231	4	★	C-3		Steering angle sensor (VDC)
B234	6	★	B-3		Joint connector (VDC)
B250	3	★	B-3		Flash memory connector
B297	2	Black	C-1	B298	A/C cut connector
B298	2	Black	C-1	B297	

★: Non-colored

# BULKHEAD WIRING HARNESS (IN COMPARTMENT)

Wiring System



B6M1602A

## 54. Engine Wiring Harness and Transmission Cord S903447

### A: LOCATION S903447A13

#### 1. H4 MODEL S903447A1306

Connector				Connecting to	
No.	Pole	Color	Area	No.	Name
E2	20	Light gray	A-2	B21	Bulkhead wiring harness
E3	16	Brown	A-2	B22	Bulkhead wiring harness
E4	2	Black	A-2		Purge control solenoid valve
E5	2	Light gray	B-1		Injector #1
E6	2	Light gray	A-2		Injector #3
E7	6	Black	A-3		Idle air control solenoid valve
E8	3	Light gray	B-2		Engine coolant temperature sensor and thermometer
E10	2	Light gray	B-2		Crankshaft position sensor
E11	1	★	B-2		Oil pressure switch
E12	4	Dark gray	A-2		Ignition coil and ignitor
E13	4	Dark brown	A-3		Throttle position sensor
E14	2	★	B-3		Knock sensor
E15	2	Black	B-3		Camshaft position sensor
E16	2	Light gray	B-3		Injector #2
E17	2	Light gray	B-4		Injector #4
E19	1	★	B-2		Power steering oil pressure switch
E20	4	Black	A-3		Pressure sensor and intake air temperature sensor
E42	2	Violet	A-3		Air assist solenoid valve

★: Non-colored

#### <AT>

Connector				Connecting to	
No.	Pole	Color	Area	No.	Name
T3	12	★	D-3	B12	Bulkhead wiring harness
T4	20	Black	D-3	B11	
T5	4	Gray	C-2	B19	Bulkhead wiring harness
T6	4	Gray	D-4		Rear oxygen sensor
T7	12	★	C-4		Inhibitor switch

★: Non-colored

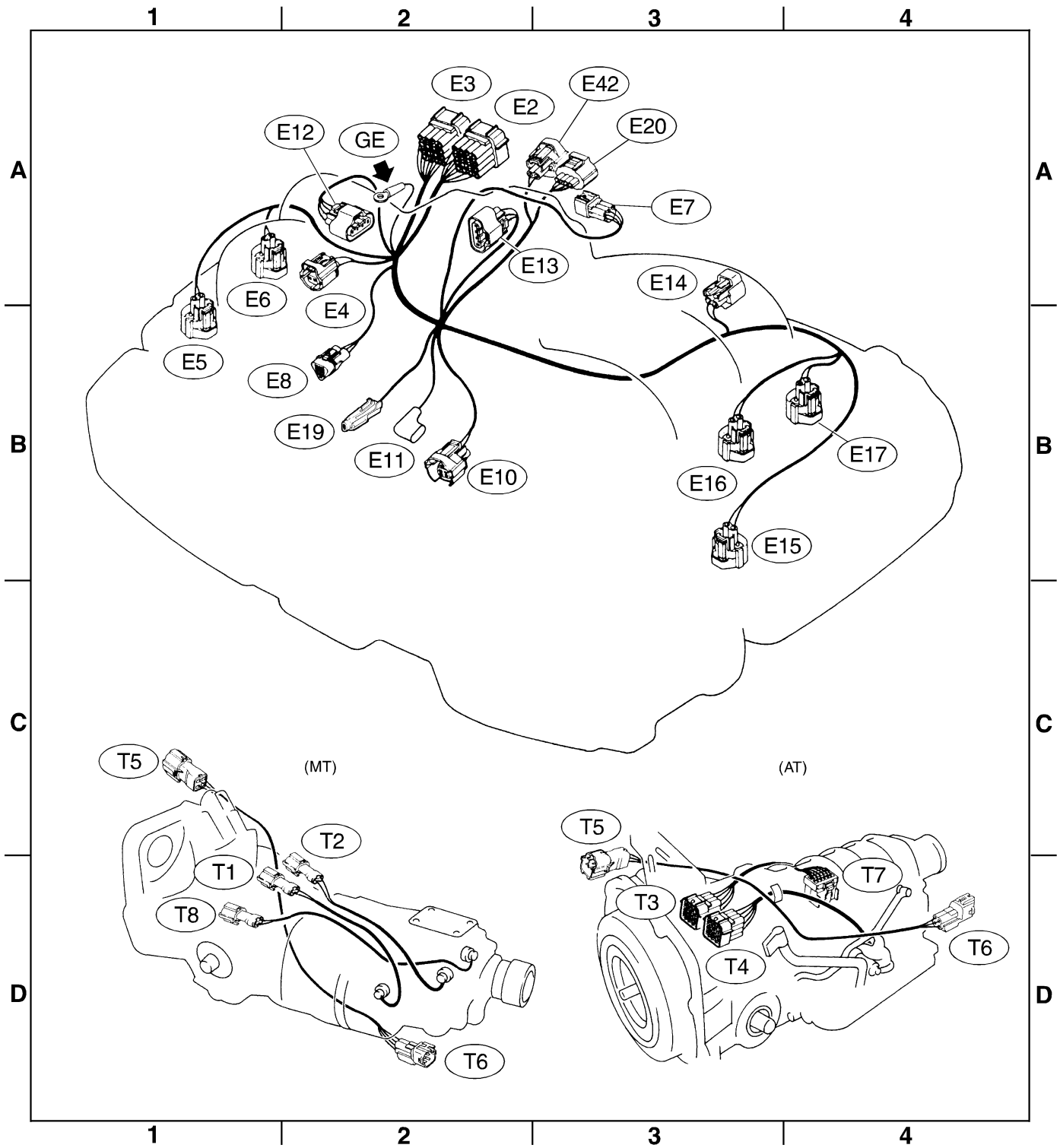
#### <MT>

Connector				Connecting to	
No.	Pole	Color	Area	No.	Name
T1	2	Gray	D-1	B24	Bulkhead wiring harness
T2	2	Brown	D-1	B25	
T5	4	Gray	C-2	B19	Bulkhead wiring harness
T6	4	Gray	D-3		Rear oxygen sensor
T8	2	Black	D-1	B29	Bulkhead wiring harness

★: Non-colored

# ENGINE WIRING HARNESS AND TRANSMISSION CORD

Wiring System



B6M1603A

# ENGINE WIRING HARNESS AND TRANSMISSION CORD

Wiring System

## 2. H6 MODEL S903447A1307

Connector				Connecting to	
No.	Pole	Color	Area	No.	Name
E1	16	Dark gray	A-2	B20	Bulkhead wiring harness
E2	20	Light gray	B-3	B21	
E3	16	Brown	B-3	B22	
E4	2	Black	A-2		Purge control solenoid valve
E5	2	Gray	B-2		Fuel injector No. 1
E6	2	Gray	B-2		Fuel injector No. 3
E7	3	Gray	A-3		Idle speed control solenoid valve
E8	3	Light gray	C-3		Engine coolant temperature sensor and thermometer
E10	2	Gray	B-3		Crankshaft position sensor
E11	1	★	C-2		Oil pressure switch
E13	3	Black	A-3		Throttle position sensor
E14	2	Blue	B-3		Knock sensor-1
E15	3	Gray	B-2		Camshaft position sensor
E16	2	Gray	B-3		Fuel injector No. 2
E17	2	Gray	B-3		Fuel injector No. 4
E18	6	Gray	A-3		EGR solenoid valve
E19	1	★	C-2		Power steering oil pressure switch
E20	2	Black	A-3		Intake air temperature sensor
E21	3	Black	A-2		Pressure sensor
E24	4	Dark gray	C-3		Front oxygen (A/F) sensor LH
E30	2	Brown	A-2		Induction valve control solenoid
E31	3	Black	B-2		Ignition coil No. 1
E32	3	Black	C-3		Ignition coil No. 2
E33	3	★	C-2		Ignition coil No. 3
E34	3	★	C-4		Ignition coil No. 4
E43	2	Gray	B-2		Fuel injector No. 5
E44	2	Gray	B-4		Fuel injector No. 6
E45	3	Black	B-2		Ignition coil No. 5
E46	3	Black	C-4		Ignition coil No. 6
E47	4	Dark gray	B-2		Front oxygen (A/F) sensor RH
E48	2	Blue	C-3		Knock sensor-2
E49	8	Dark gray	B-3	B252	Bulkhead wiring harness

★: Non-colored

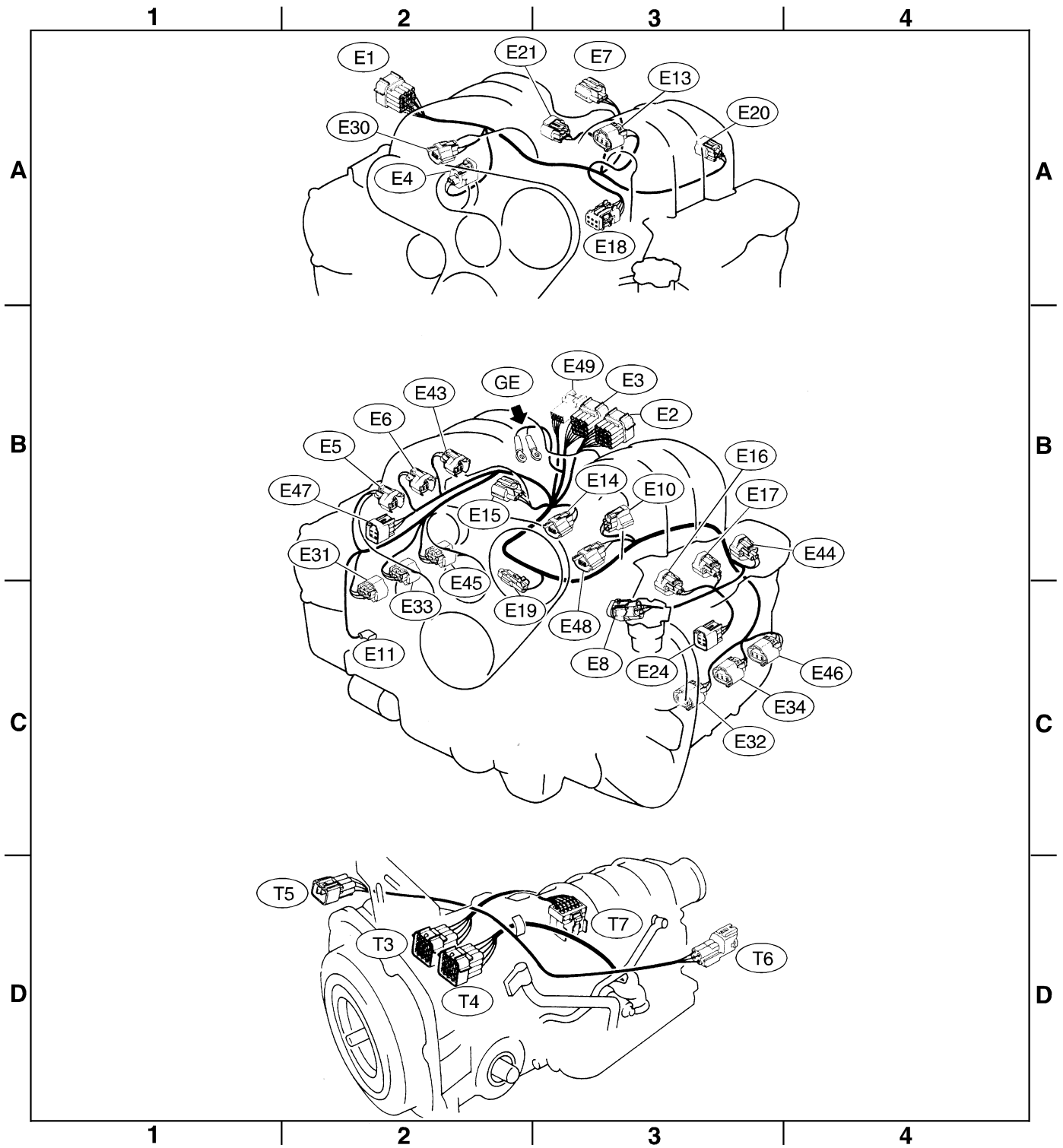
Connector				Connecting to	
No.	Pole	Color	Area	No.	Name
T3	12	Black	D-2	B12	Bulkhead wiring harness
T4	20	Black	D-2	B11	
T5	6	★	D-2	B19	Bulkhead wiring harness
T6	4	★	D-3		Rear oxygen sensor
T7	12	★	C-3		Inhibitor switch

★: Non-colored



# ENGINE WIRING HARNESS AND TRANSMISSION CORD

Wiring System



B6M1609

**55. Instrument Panel Wiring Harness** S903435

**A: LOCATION** S903435A13

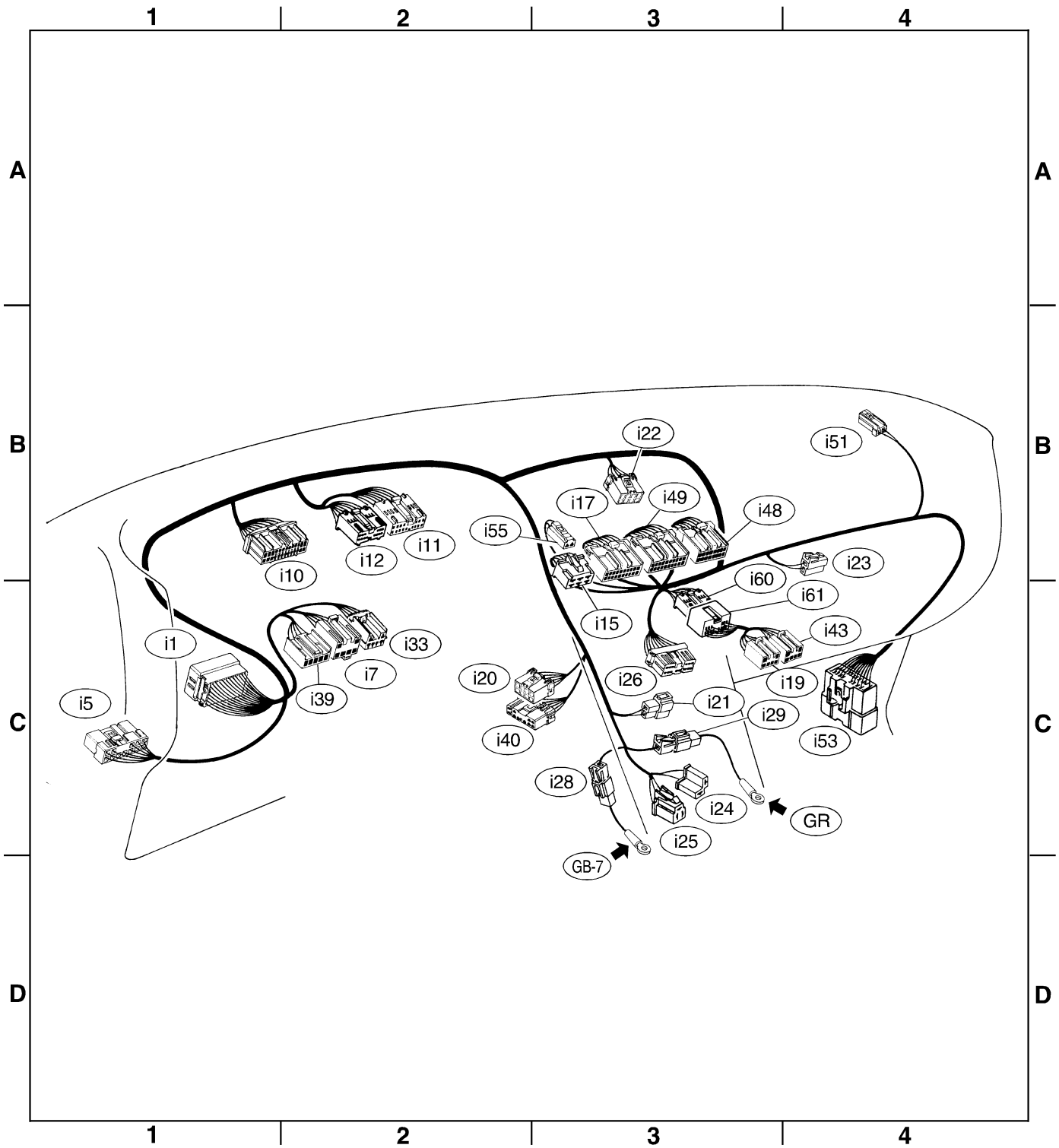
**1. LHD MODEL** S903435A1302

Connector				Connecting to	
No.	Pole	Color	Area	No.	Name
i1	66	★	C-1	B36	Bulkhead wiring harness (SMJ)
i5	12	Blue	C-1		F/B
i7	6	Black	C-2		Front fog light switch
i10	30	★	B-2		Combination meter
i11	16	★	B-2		
i12	14	★	B-2		
i15	6	★	B-3		Mode control panel (Manual A/C)
i17	20	Gray	B-3		
i19	6	Brown	C-3		Cruise control main switch
i20	8	Black	C-2	B80	Bulkhead wiring harness
i21	2	Black	C-3		Ash tray illumination light
i22	8	★	B-3		Hazard switch
i23	2	★	B-4		Glove box illumination light
i24	2	★	C-3		Cigarette lighter
i25	3	★	C-3		Cigarette lighter illumination light
i26	14	★	C-3		Radio
i28	1	Black	C-3		Body ground
i29	1	Black	C-3		Body ground (Radio)
i33	6	★	C-2		Rear fog light switch
i39	6	★	C-2		Headlight leveling switch
i40	10	Black	C-2	B201	Bulkhead wiring harness
i43	6	★	C-3		Wiper deicer switch
i48	16	Gray	B-3		Auto A/C control module
i49	20	Gray	B-3		
i51	2	Black	B-4		Sunload sensor
i53	20	Blue	C-4	R98	Rear wiring harness
i55	2	★	B-3		In vehicle temperature sensor
i60	14	★	C-3	i61	Switch adaptor cord
i61	14	★	C-3	i60	Instrument panel wiring harness

★: Non-colored

# INSTRUMENT PANEL WIRING HARNESS

Wiring System



B6M1604A

# INSTRUMENT PANEL WIRING HARNESS

Wiring System

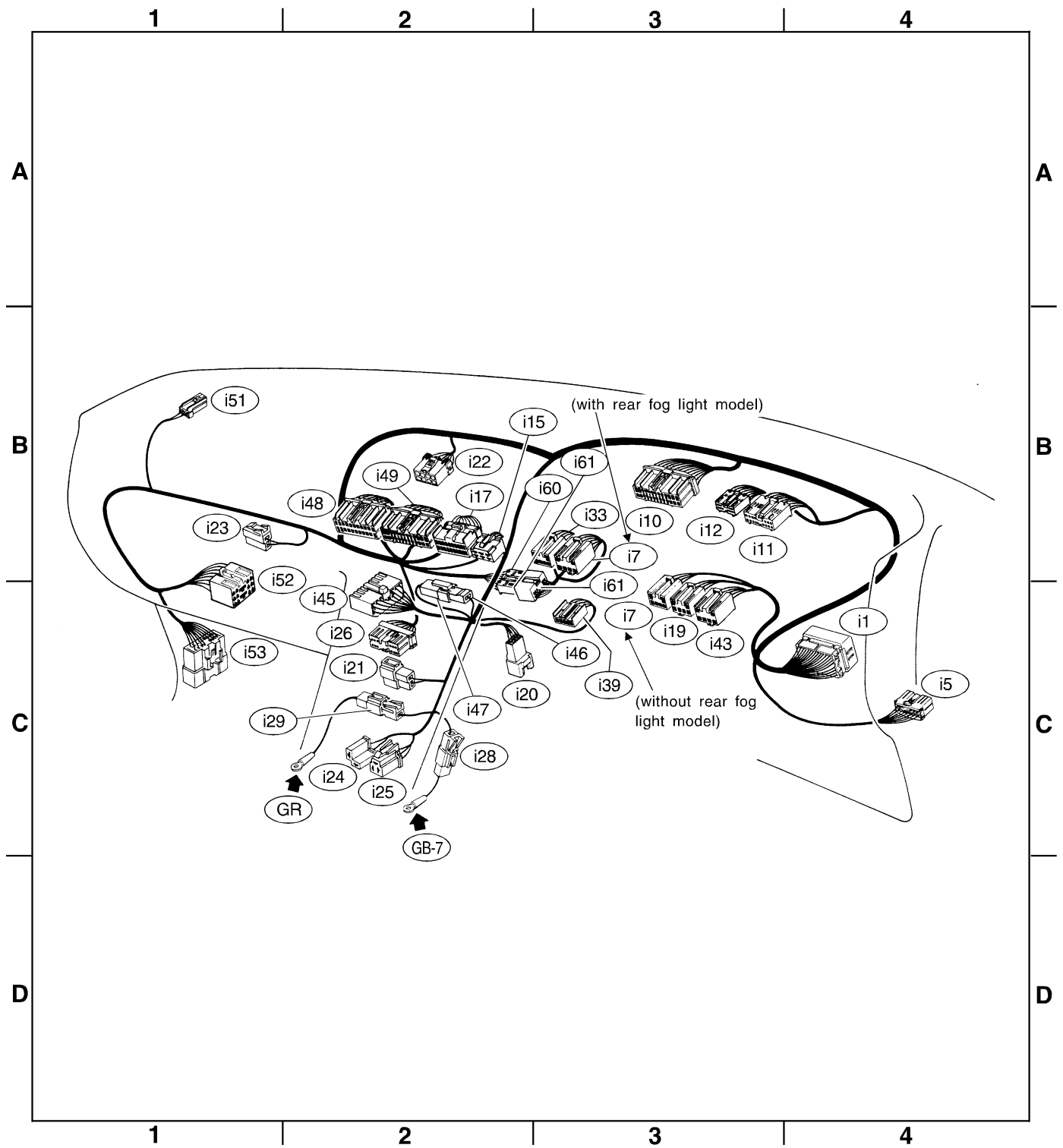
## 2. RHD MODEL S903435A1301

Connector				Connecting to	
No.	Pole	Color	Area	No.	Name
i1	66	★	C-4	B36	Bulkhead wiring harness (SMJ)
i5	12	Blue	C-4		F/B
i7	6	Black	B-3/C-3		Front fog light switch
i10	30	★	B-3		Combination meter
i11	16	★	B-3		
i12	14	★	B-3		
i15	6	★	B-2		Mode control panel (Manual A/C)
i17	16	★	B-2		
i19	6	Brown	C-3		Cruise control main switch
i20	8	Black	C-2	B80	Bulkhead wiring harness
i21	2	Black	C-2		Ash tray illumination light
i22	8	★	B-2		Hazard switch
i23	2	★	B-1		Glove box illumination light
i24	2	★	C-2		Cigarette lighter
i25	3	★	C-2		Cigarette lighter illumination light
i26	14	★	C-2		Radio
i28	1	Black	C-2		Body ground
i29	1	Black	C-2		Body ground (Radio)
i33	6	★	B-3		Rear fog light switch
i39	6	★	B-3		Headlight leveling switch
i43	6	★	C-3		Wiper deicer switch
i45	14	Black	C-2		Heater module (Auto A/C)
i46	1	★	C-2	i47	Joint connector (Auto A/C)
i47	1	★	C-2	i46	
i48	16	Black	B-2		Auto A/C control module
i49	20	Black	B-2		
i51	2	Black	B-1		Sunload sensor
i52	14	Black	B-1		Blower module (Auto A/C)
i53	20	Blue	C-1	R98	Rear wiring harness
i60	14	★	B-2	i61	Switch adaptor cord
i61	14	★	B-2	i60	Instrument panel wiring harness

★: Non-colored

# INSTRUMENT PANEL WIRING HARNESS

Wiring System



B6M1605A

## 56. Rear Wiring Harness S903431

### A: LOCATION S903431A13

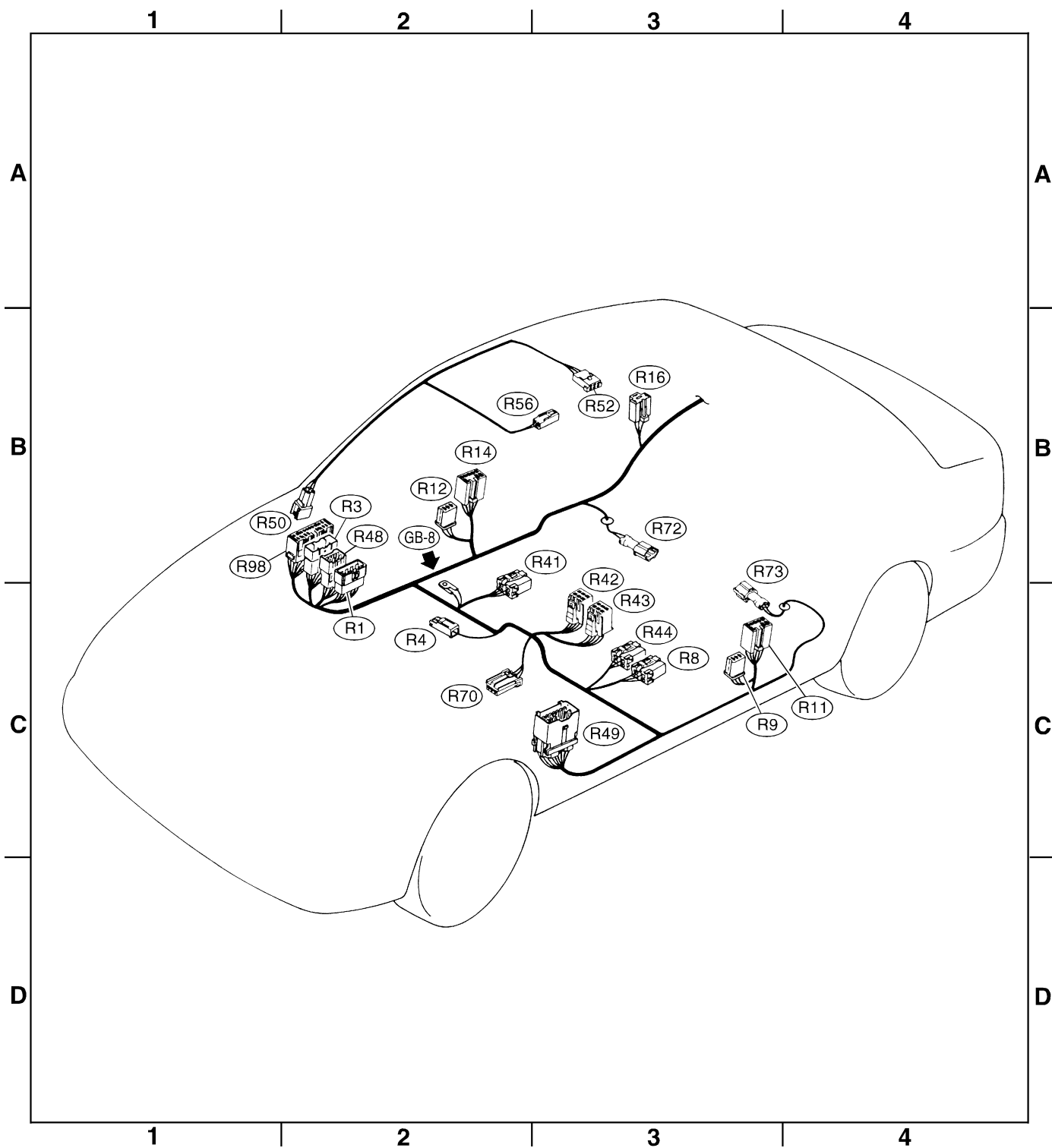
#### 1. LHD SEDAN MODEL S903431A1302

Connector				Connecting to	
No.	Pole	Color	Area	No.	Name
R1	8	★	C-2	B97	Bulkhead wiring harness
R3	20	★	B-2	B99	
R4	1	Black	C-2		Parking brake switch
R8	4	★	C-3		Seat belt switch
R9	3	★	C-3		Front door switch LH
R11	8	★	C-4	D21	Rear door cord LH
R12	3	★	B-2		Front door switch RH
R14	8	★	B-2	D27	Rear door cord RH
R16	3	Black	B-3		Rear door switch RH
R41	4	Blue	B-3		Seat heater RH
R42	6	★	C-3		Seat heater switch RH
R43	6	Blue	C-3		Seat heater switch LH
R44	4	Blue	C-3		Seat heater LH
R48	8	★	B-2	B123	Bulkhead wiring harness
R49	12	★	C-3	F55	Front wiring harness
R50	4	★	B-2	B90	Bulkhead wiring harness
R52	3	★	B-3		Room light
R56	2	★	B-2		Spot light
R70	3	Black	C-2		ABS G sensor
R72	2	Gray	B-3		Rear ABS sensor RH
R73	2	Gray	B-3		Rear ABS sensor LH
R98	20	Blue	B-1	i53	Instrument panel wiring harness

★: Non-colored

# REAR WIRING HARNESS

Wiring System



B6M1288A

# REAR WIRING HARNESS

Wiring System

## 2. RHD SEDAN MODEL S903431A1303

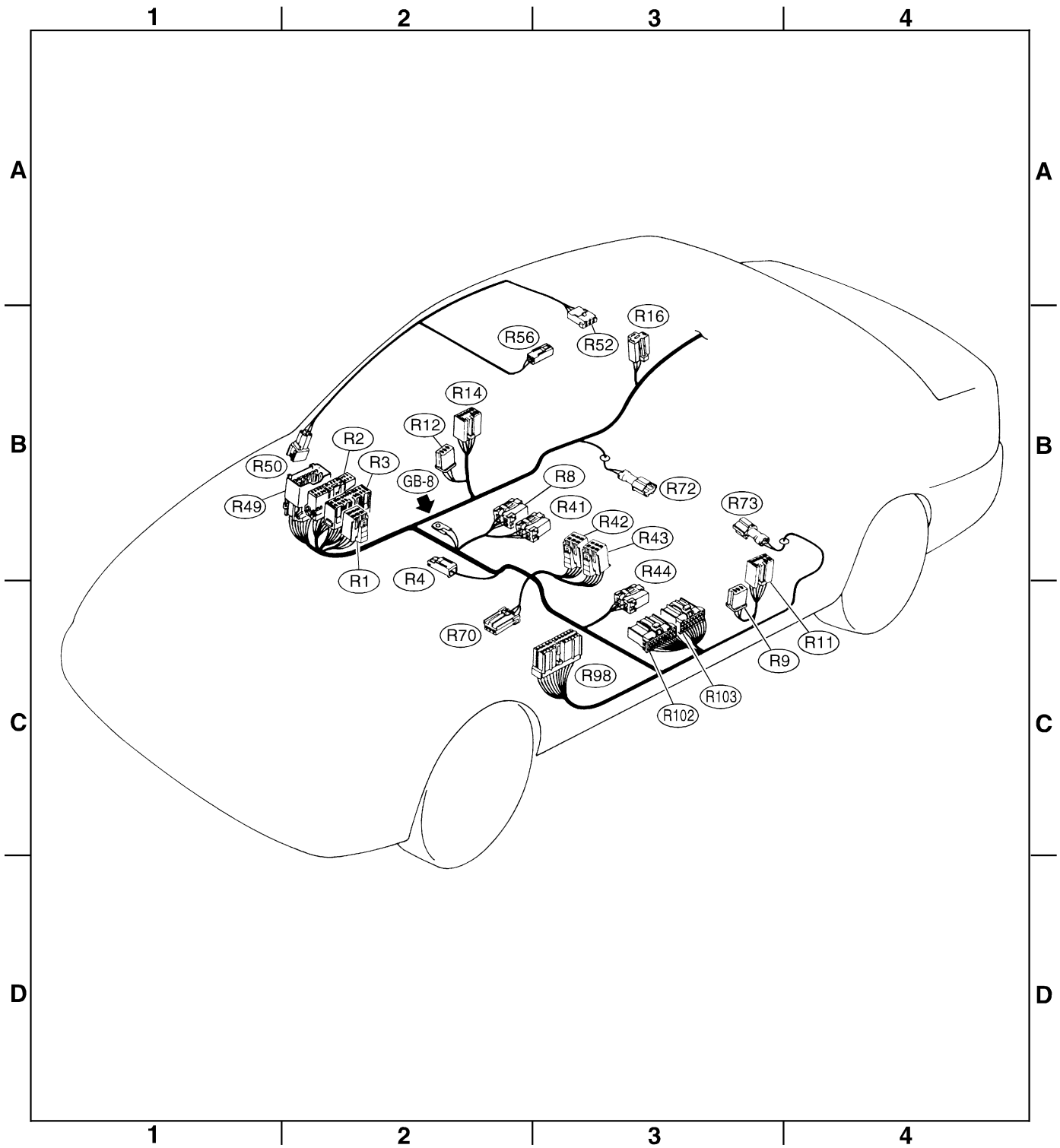
Connector				Connecting to	
No.	Pole	Color	Area	No.	Name
R1	6	★	B-2	B97	Bulkhead wiring harness
R2	20	Blue	B-2	B98	
R3	20	★	B-2	B99	
R4	1	Black	B-2		Parking brake switch
R8	4	★	B-3		Seat belt switch
R9	3	★	C-3		Front door switch LH
R11	8	★	C-4	D21	Rear door cord LH
R12	3	★	B-2		Front door switch RH
R14	8	★	B-2	D27	Rear door cord RH
R16	3	Black	B-3		Rear door switch RH
R41	4	Blue	B-3		Seat heater RH
R42	6	★	B-3		Seat heater switch RH
R43	6	Blue	B-3		Seat heater switch LH
R44	4	Blue	C-3		Seat heater LH
R49	12	★	B-1	F55	Front wiring harness
R50	4	★	B-2	B90	Bulkhead wiring harness
R52	3	★	B-3		Room light
R56	2	★	B-2		Spot light
R70	3	Black	C-2		ABS G sensor
R72	2	Gray	B-3		Rear ABS sensor RH
R73	2	Gray	B-3		Rear ABS sensor LH
R98	20	Blue	C-3	i53	Instrument panel wiring harness

★: Non-colored



# REAR WIRING HARNESS

Wiring System



B6M1289A

# REAR WIRING HARNESS

Wiring System

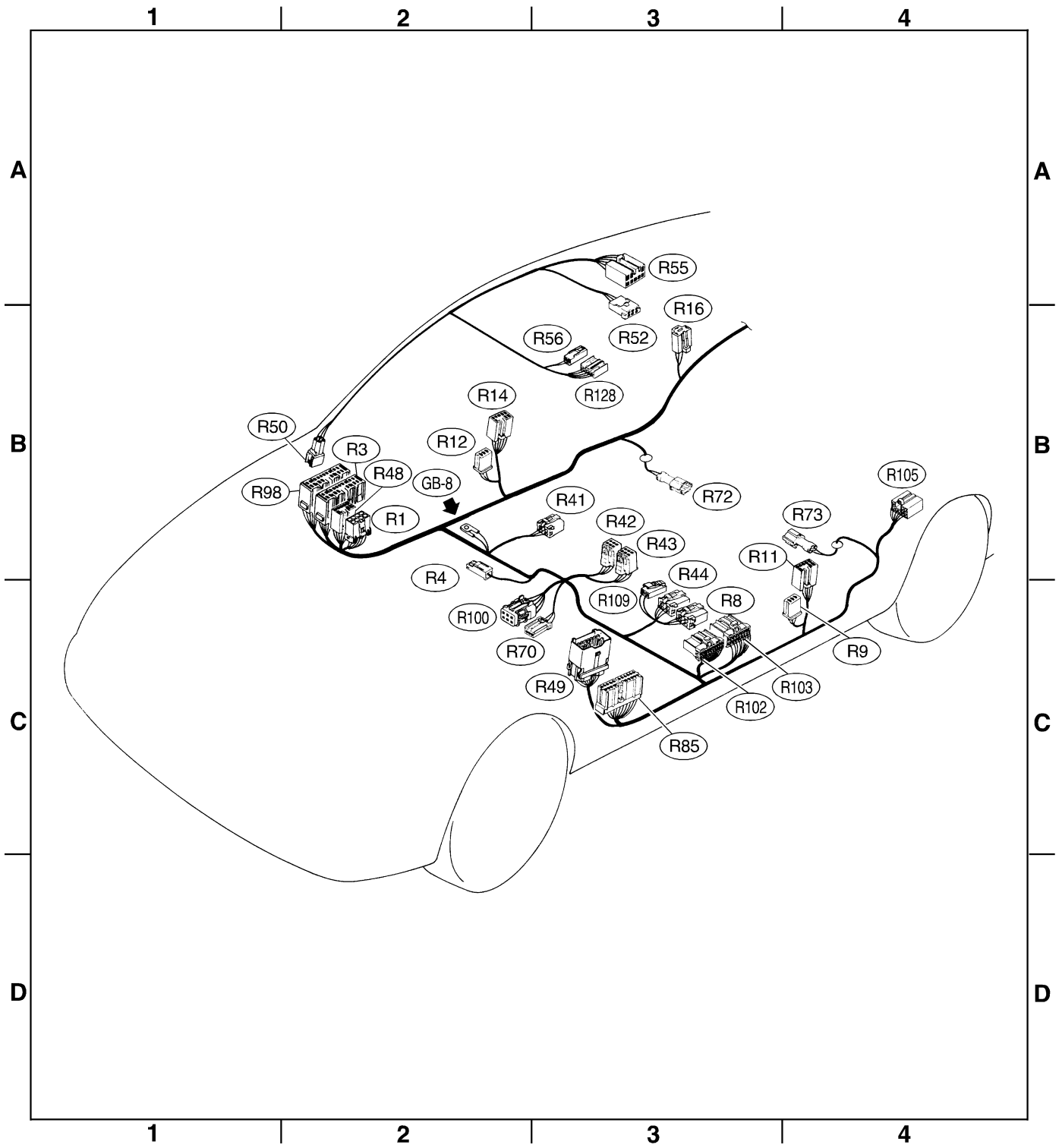
## 3. LHD WAGON MODEL S903431A1304

Connector				Connecting to	
No.	Pole	Color	Area	No.	Name
R1	8	★	B-2	B97	Bulkhead wiring harness
R3	20	★	B-2	B99	
R4	1	Black	B-2		Parking brake switch
R8	4	★	C-3		Seat belt switch
R9	3	★	C-4		Front door switch LH
R11	8	★	B-4	D21	Rear door cord LH
R12	3	★	B-2		Front door switch RH
R14	8	★	B-2	D27	Rear door cord RH
R16	3	Black	B-3		Rear door switch RH
R41	4	Blue	B-3		Seat heater RH
R42	6	★	B-3		Seat heater switch RH
R43	6	Blue	B-3		Seat heater switch LH
R44	4	Blue	C-3		Seat heater LH
R48	8	★	B-2	B123	Bulkhead wiring harness
R49	12	★	C-3	F55	Front wiring harness
R50	4	★	B-2	B90	Bulkhead wiring harness
R52	3	★	B-3		Room light
R55	8	★	A-3		Sunroof control module
R56	2	★	B-3		Spot light
R70	3	Black	C-2		ABS G sensor
R72	2	Gray	B-3		Rear ABS sensor RH
R73	2	Gray	B-4		Rear ABS sensor LH
R85	20	★	C-3	B178	Bulkhead wiring harness
R98	20	Blue	B-2	i53	Instrument panel wiring harness
R100	6	★	C-2		Yaw rate sensor (VDC)
R102	20	★	C-3		A/S control module
R103	16	★	C-3		
R105	8	★	B-4	R106	Rear wiring harness
R109	2	Black	C-3		Power seat
R128	5	★	B-3		Sunroof switch

★: Non-colored

# REAR WIRING HARNESS

Wiring System



B6M1606A

# REAR WIRING HARNESS

Wiring System

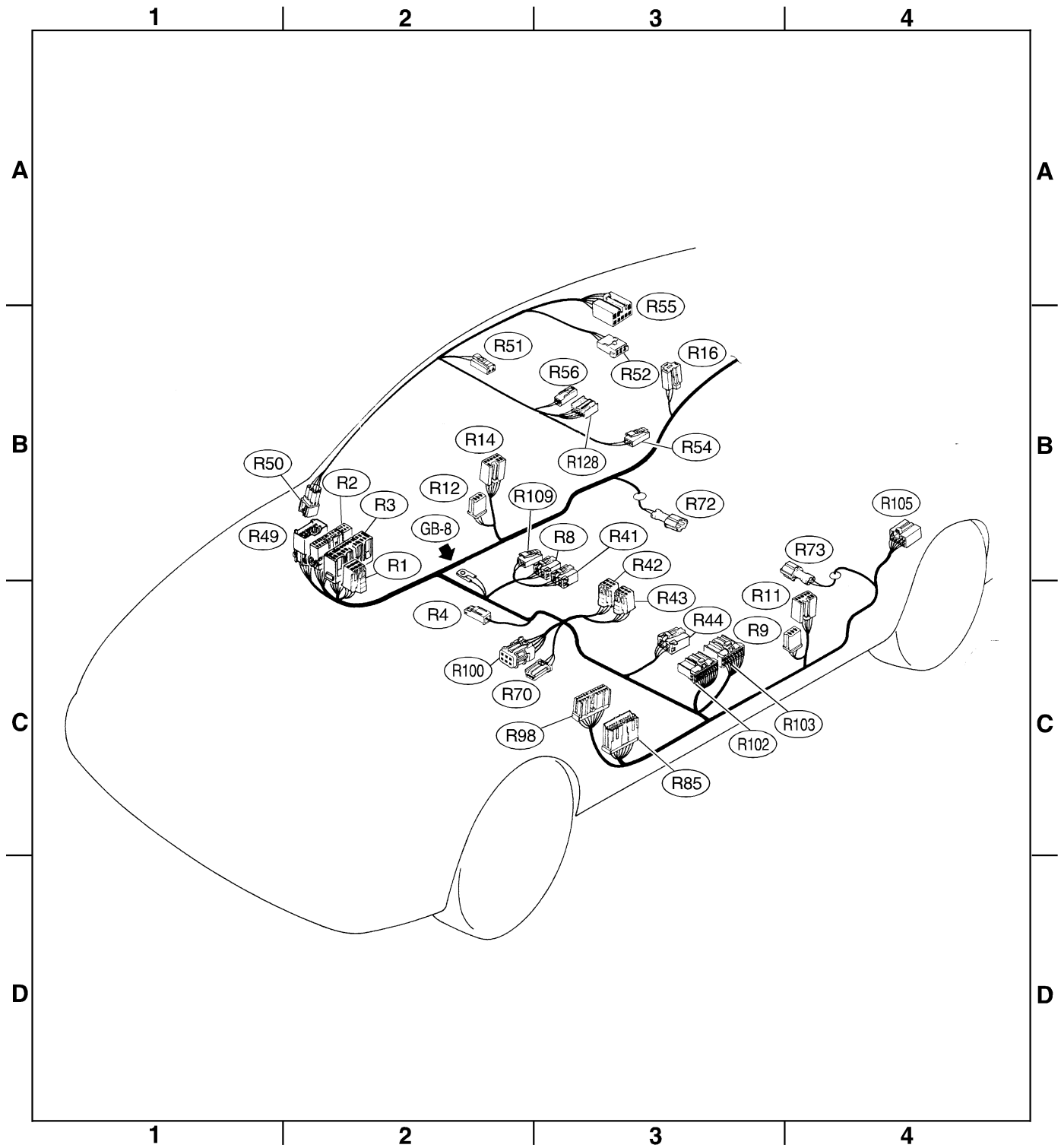
## 4. RHD WAGON MODEL S903431A1305

Connector				Connecting to	
No.	Pole	Color	Area	No.	Name
R1	6	★	B-2	B97	Bulkhead wiring harness
R2	20	Blue	B-2	B98	
R3	20	★	B-2	B99	
R4	1	Black	C-2		Parking brake switch
R8	4	★	B-3		Seat belt switch
R9	3	★	C-4		Front door switch LH
R11	8	★	C-4	D21	Rear door cord LH
R12	3	★	B-2		Front door switch RH
R14	8	★	B-2	D27	Rear door cord RH
R16	3	Black	B-3		Rear door switch RH
R41	4	Blue	B-3		Seat heater RH
R42	6	★	C-3		Seat heater switch RH
R43	6	Blue	C-3		Seat heater switch LH
R44	4	Blue	C-3		Seat heater LH
R49	12	★	B-2	F55	Front wiring harness
R50	4	★	B-2	B90	Bulkhead wiring harness (Without vanity mirror illumi.)
	6	★	B-2	B90	Bulkhead wiring harness (With vanity mirror illumi.)
R51	2	★	B-2		Vanity mirror illumination light RH
R52	3	★	B-3		Room light
R54	2	★	B-3		Vanity mirror illumination light LH
R55	8	★	B-3		Sunroof control module
R56	2	★	B-3		Spot light
R70	3	Black	C-3		ABS G sensor
R72	2	Gray	B-3		Rear ABS sensor RH
R73	2	Gray	B-4		Rear ABS sensor LH
R85	20	★	C-3	B178	Bulkhead wiring harness
R98	20	Blue	C-3	i53	Instrument panel wiring harness
R100	6	★	C-2		Yaw rate sensor (VDC)
R102	20	★	C-3		A/S control module
R103	16	★	C-3		
R105	8	★	B-4	R106	Rear wiring harness
R109	2	Black	B-2		Power seat
R128	5	★	B-3		Sunroof switch

★: Non-colored

# REAR WIRING HARNESS

Wiring System



B6M1607A

WI-320

## 57. Door Cord S903432

### A: LOCATION S903432A13

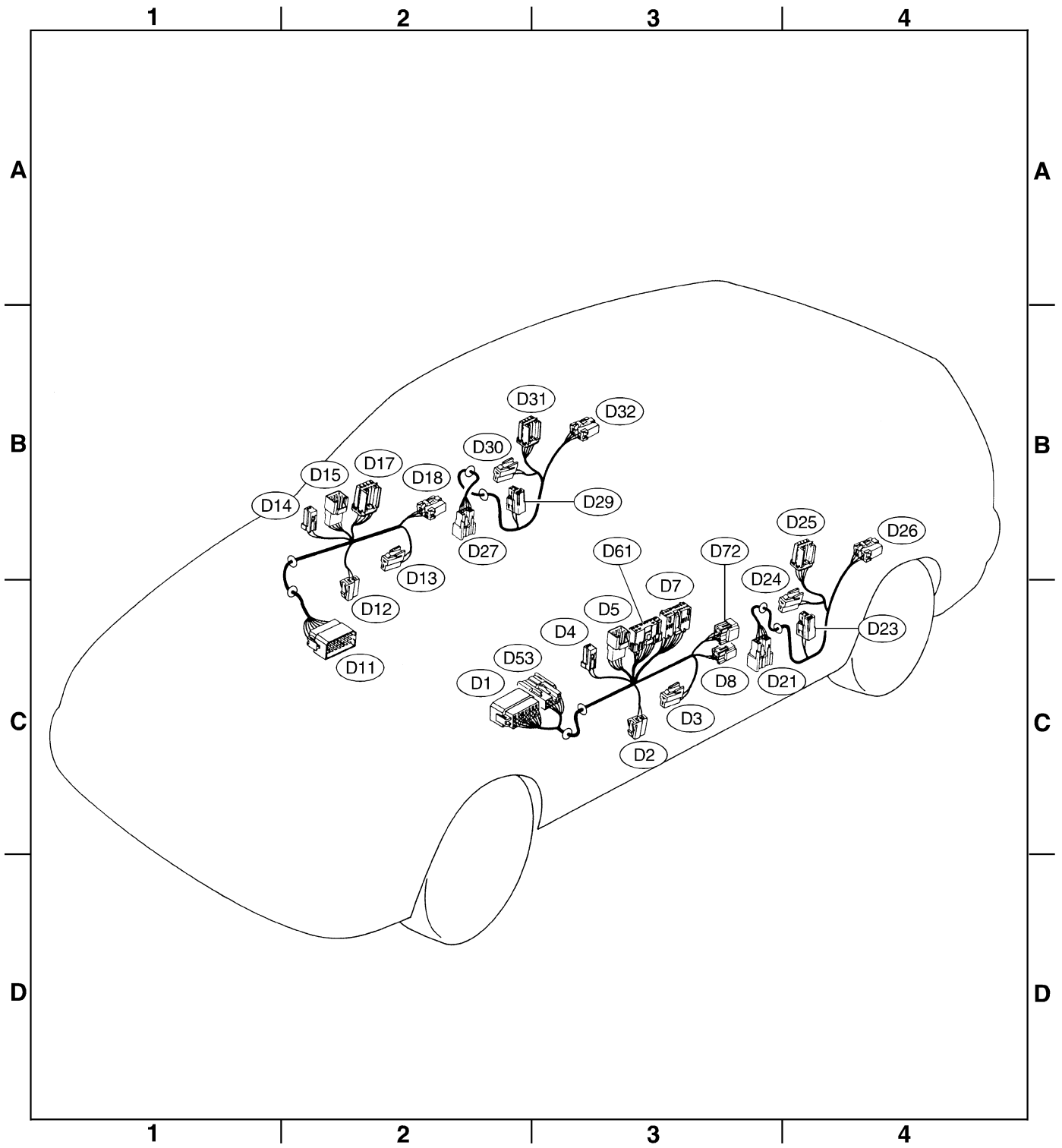
#### 1. LHD MODEL S903432A1302

Connector				Connecting to	
No.	Pole	Color	Area	No.	Name
D1	24	★	C-2	B30	Bulkhead wiring harness
D2	2	★	C-3		Front door speaker LH
D3	2	Green	C-3		Front power window motor LH
D4	2	Black	C-3		Front door tweeter LH
D5	6	★	C-3		Remote control rearview mirror LH (Without mirror heater)
	8	★	C-3		Remote control rearview mirror LH (With mirror heater)
D7	16	★	C-3		Power window main switch
D8	2	Gray	C-3		Front door lock actuator LH
D11	24	★	C-2	B101	Bulkhead wiring harness
D12	2	★	C-2		Front door speaker RH
D13	2	Green	B-2		Front power window motor RH
D14	2	Black	B-2		Front door tweeter RH
D15	6	★	B-2		Remote control rearview mirror RH (Without mirror heater)
	8	★	B-2		Remote control rearview mirror RH (With mirror heater)
D17	6	★	B-2		Front power window sub switch RH
D18	4	★	B-2		Front door lock actuator RH
D21	8	★	C-3	R11	Rear wiring harness
D23	2	Black	C-4		Rear door speaker LH
D24	2	Green	C-4		Rear power window motor LH
D25	6	★	B-4		Rear power window sub switch LH
D26	4	★	B-4		Rear door lock actuator LH
D27	8	★	B-2	R14	Rear wiring harness
D29	2	Black	B-2		Rear door speaker RH
D30	2	Green	B-2		Rear power window motor RH
D31	6	★	B-2		Rear power window sub switch RH
D32	4	★	B-3		Rear door lock actuator RH
D53	8	★	C-2	B124	Bulkhead wiring harness
D61	10	★	C-3		Remote control rearview mirror switch
D72	4	Gray	C-3		Front door lock actuator LH

★: Non-colored

# DOOR CORD

Wiring System



B6M1275A

WI-322

# DOOR CORD

Wiring System

## 2. RHD MODEL S903432A1301

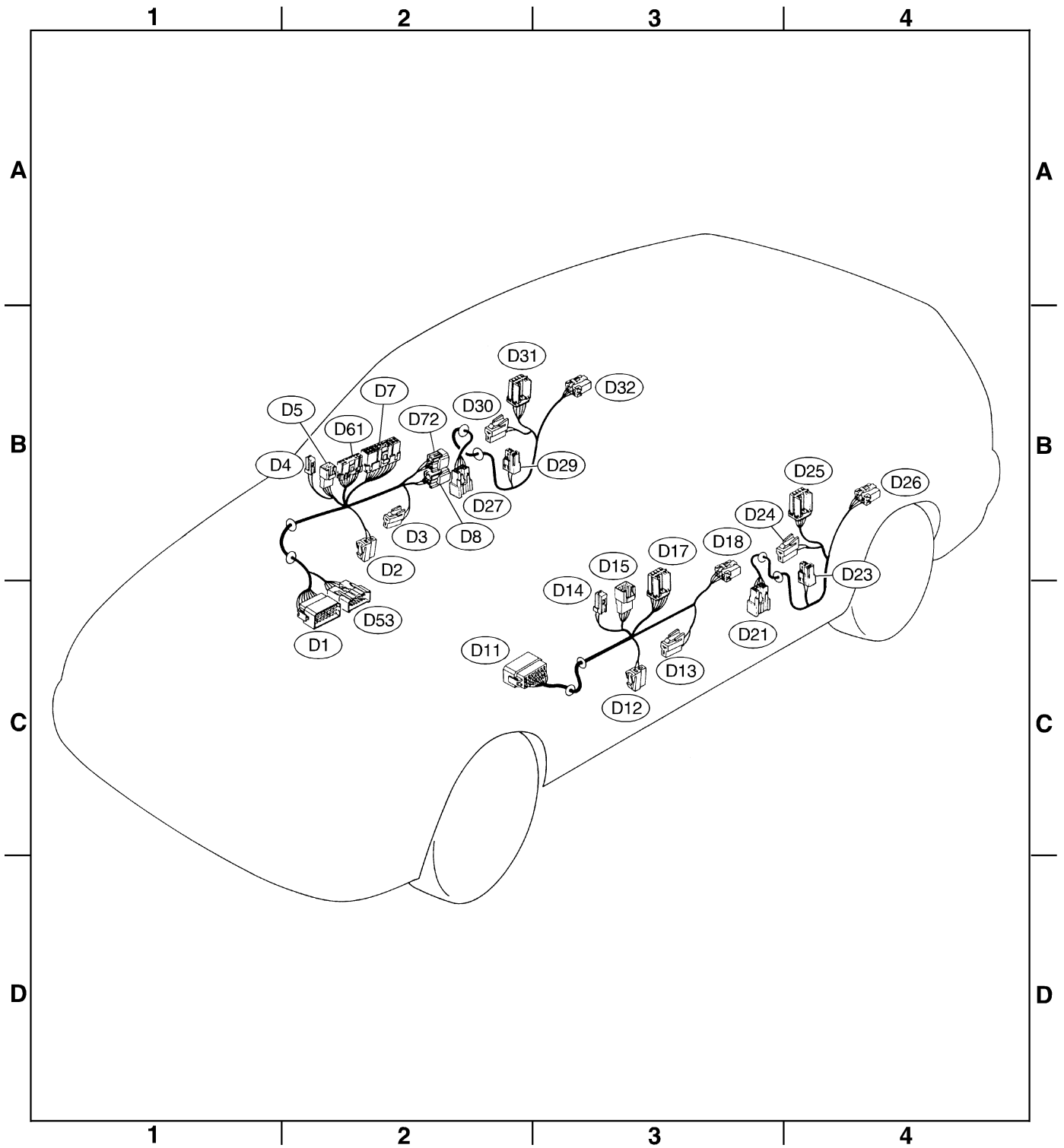
Connector				Connecting to	
No.	Pole	Color	Area	No.	Name
D1	24	★	C-2	B30	Bulkhead wiring harness
D2	2	★	B-2		Front door speaker RH
D3	2	Green	B-2		Front power window motor RH
D4	2	Black	B-2		Front door tweeter RH
D5	6	★	B-2		Remote control rearview mirror RH (Without mirror heater)
	8	★	B-2		Remote control rearview mirror RH (With mirror heater)
D7	16	Brown	B-2		Power window main switch
D8	2	Gray	B-2		Front door lock actuator RH
D11	24	★	C-2	B101	Bulkhead wiring harness
D12	2	★	C-3		Front door speaker LH
D13	2	Green	C-3		Front power window motor LH
D14	2	Black	C-3		Front door tweeter LH
D15	6	★	C-3		Remote control rearview mirror LH (Without mirror heater)
	8	★	C-3		Remote control rearview mirror LH (With mirror heater)
D17	6	★	B-3		Front power window sub switch LH
D18	4	★	B-3		Front door lock actuator LH
D21	8	★	C-3	R11	Rear wiring harness
D23	2	Black	B-4		Rear door speaker LH
D24	2	Green	B-3		Rear power window motor LH
D25	6	★	B-4		Rear power window sub switch LH
D26	4	★	B-4		Rear door lock actuator LH
D27	8	★	B-2	R14	Rear wiring harness
D29	2	Black	B-2		Rear door speaker RH
D30	2	Green	B-2		Rear power window motor RH
D31	6	★	B-2		Rear power window sub switch RH
D32	4	★	B-3		Rear door lock actuator RH
D53	8	★	C-2	B124	Bulkhead wiring harness
D61	10	★	B-2		Remote control rearview mirror switch
D72	4	Gray	B-2		Front door lock actuator RH

★: Non-colored



# DOOR CORD

Wiring System



B6M1276A

**58. Rear Wiring Harness and Trunk Lid Cord** S903673

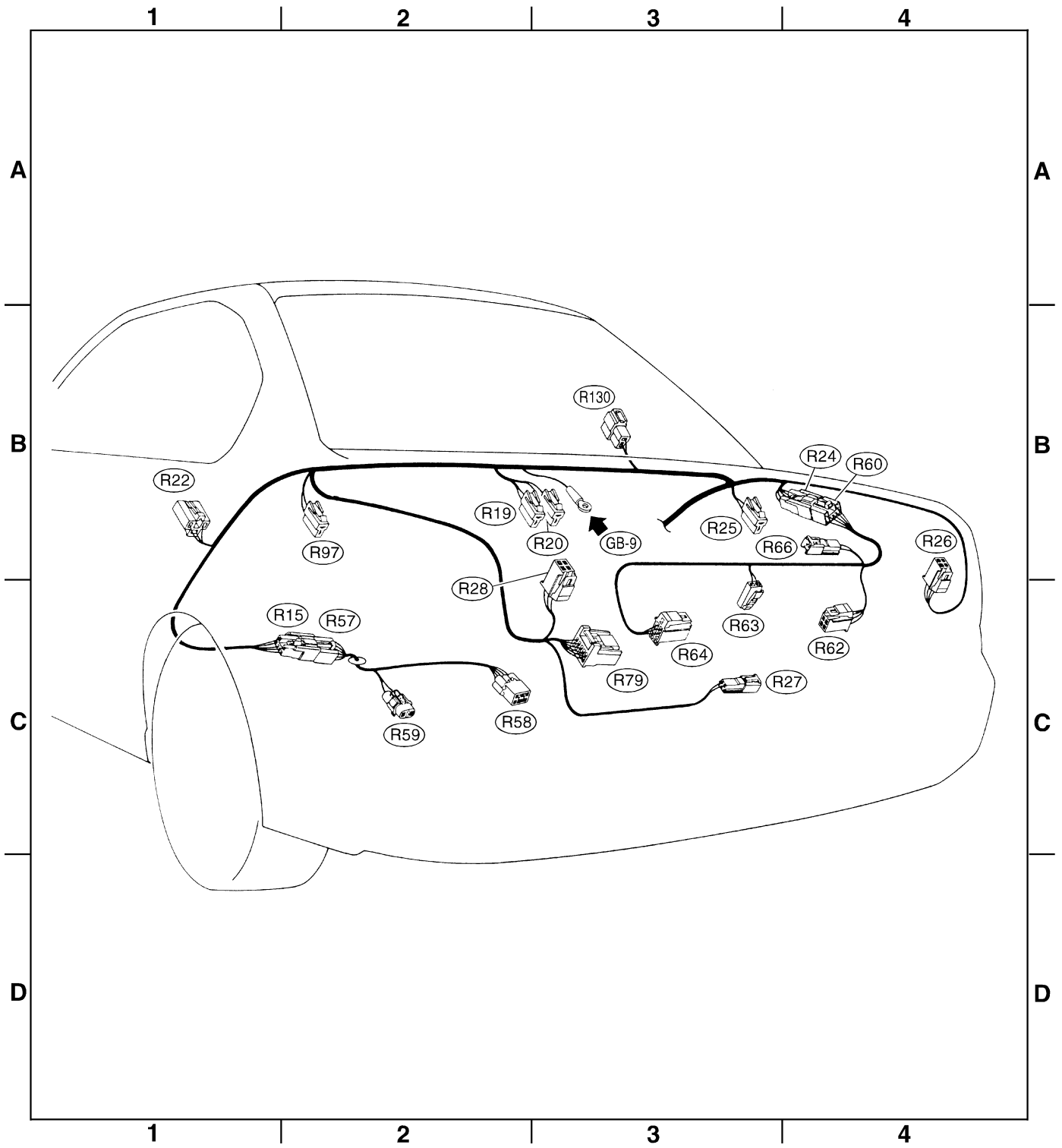
**A: LOCATION** S903673A13

Connector				Connecting to	
No.	Pole	Color	Area	No.	Name
R15	6	Black	C-2	R57	Fuel tank cord
R19	2	★	B-2		High-mounted stop light
R20	2	Blue	B-3		Trunk room light
R22	3	Black	B-1		Rear door switch LH
R24	6	Black	B-4	R60	Trunk lid cord
R25	2	Black	B-3		Rear defogger condenser
R26	4	★	B-4		Rear combination light RH
R27	2	★	C-3		Trunk room light switch
R28	4	★	C-3		Rear combination light LH
R57	6	Black	C-2	R15	Rear wiring harness
R58	6	Gray	C-2		Fuel gauge module & fuel pump assembly
R59	2	★	C-2		Fuel gauge sub module
R60	6	Black	B-4	R24	Rear wiring harness
R62	4	★	C-4		Rear finisher light RH
R63	2	★	C-3		License plate light
R64	4	★	C-3		Rear finisher light LH
R66	2	Black	B-4		High-mounted stop light (Rear spoiler)
R79	10	★	C-3		Trailer connector
R97	2	★	B-2		Antenna amp.
R130	2	★	B-3		Rear defogger

★: Non-colored

# REAR WIRING HARNESS AND TRUNK LID CORD

Wiring System



B6M1290A

## 59. Rear Wiring Harness and Rear Gate Cord S903433

### A: LOCATION S903433A13

Connector				Connecting to	
No.	Pole	Color	Area	No.	Name
R15	6	Black	D-1	R57	Fuel tank cord
R22	3	Black	C-1		Rear door switch LH
R25	2	Black	C-2		Rear defogger condenser
R26	4	Black	C-4		Rear combination light RH
R32	2	★	C-2		Rear accessory power supply socket
R28	4	Black	C-2		Rear combination light LH
R37	2	★	C-3	D33	Rear gate cord
R38	8	★	C-3	D34	
R39	8	Black	C-4	D35	
R57	6	Black	D-1	R15	Rear wiring harness
R58	6	Gray	D-2		Fuel gauge module & fuel pump assembly
R59	2	★	D-2		Fuel gauge sub module
R79	10	★	C-2		Trailer connector
R97	2	★	C-1		Antenna amp.
R106	8	★	C-1	R105	Rear wiring harness
R114	4	Black	C-2		Rear vehicle height sensor RH
R115	4	Black	C-1		Rear vehicle height sensor LH
R116	8	★	C-3		Rear wiper intermittent module

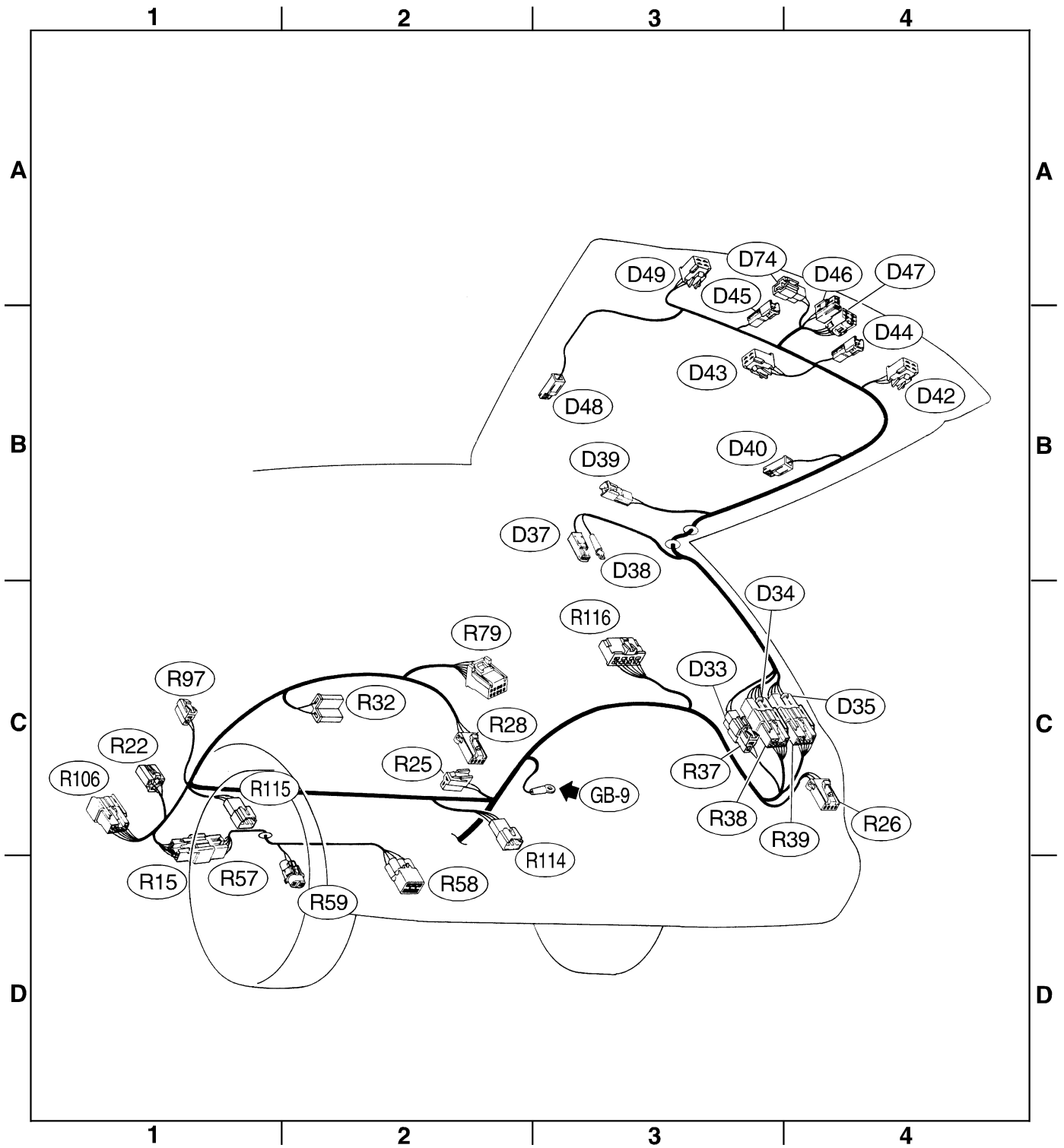
★: Non-colored

Connector				Connecting to	
No.	Pole	Color	Area	No.	Name
D33	2	★	C-3	R37	Rear wiring harness
D34	8	★	C-3	R38	
D35	8	Black	C-4	R39	
D37	1	Black	B-3		Luggage room light (Power)
D38	1	★	B-3		Luggage room light
D39	2	Black	B-3		High-mounted stop light
D40	1	Black	B-3		Rear defogger (Power)
D42	4	★	B-4		Rear finisher light RH
D43	4	★	B-3		Rear wiper motor
D44	2	★	B-4		License plate light RH
D45	2	★	A-3		License plate light LH
D46	2	Black	A-4		Rear gate latch switch
D47	4	★	B-4		Rear gate lock actuator
D48	1	Black	B-3		Rear defogger (Ground)
D49	4	★	A-3		Rear finisher light LH
D74	2	★	A-3		Rear defogger (Except for Europe model)

★: Non-colored

# REAR WIRING HARNESS AND REAR GATE CORD

Wiring System



B6M1608A