

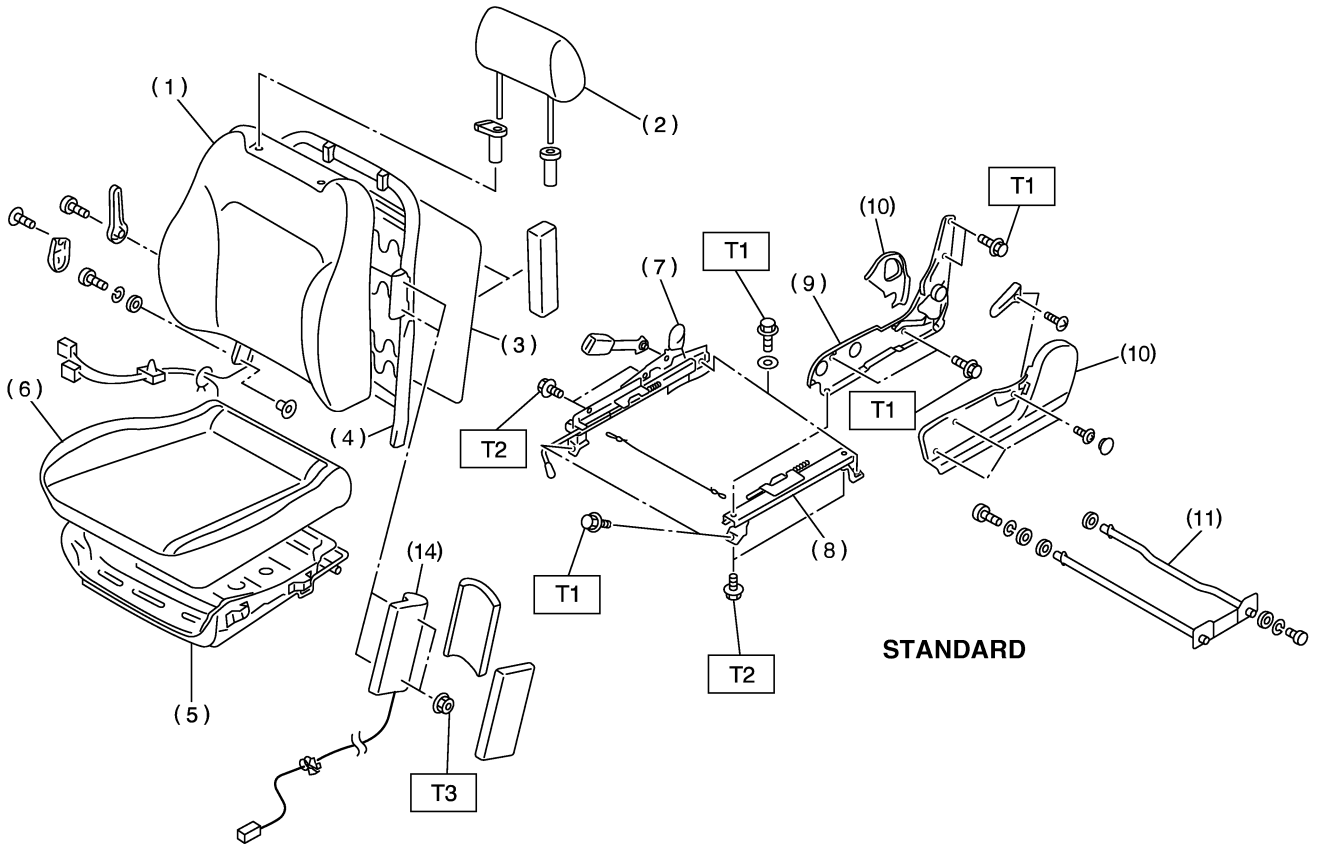
GENERAL DESCRIPTION

Seats

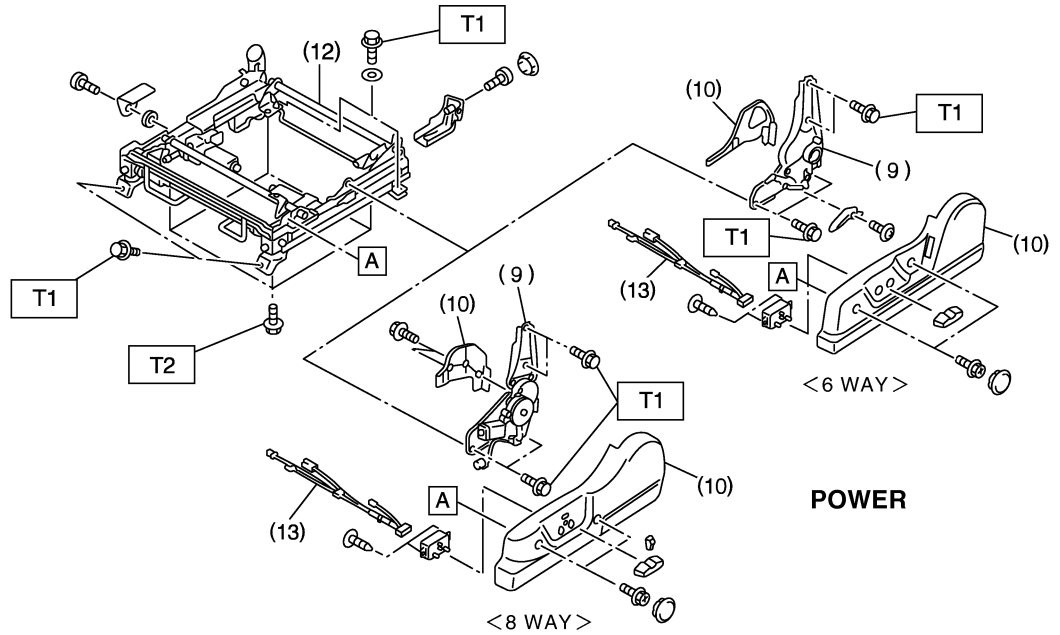
1. General Description S908001

A: COMPONENT S908001A05

1. FRONT SEAT S908001A0501



STANDARD



<6 WAY>

POWER

<8 WAY>

- (1) Seat back pad
- (2) Headrest

- (3) Seat back board
- (4) Seat back frame ASSY

- (5) Seat cushion frame ASSY
- (6) Seat cushion pad

B5M1210A

GENERAL DESCRIPTION

Seats

-
- | | |
|---------------------------|--------------------------|
| (7) Slide rail inner ASSY | (12) Slide and unit ASSY |
| (8) Slide rail outer ASSY | (13) Power seat harness |
| (9) Hinge assembly | (14) Side airbag module |
| (10) Hinge cover | |
| (11) Rod | |

Tightening torque: N·m (kgf-m, ft-lb)

T1: 53 (5.4, 39)

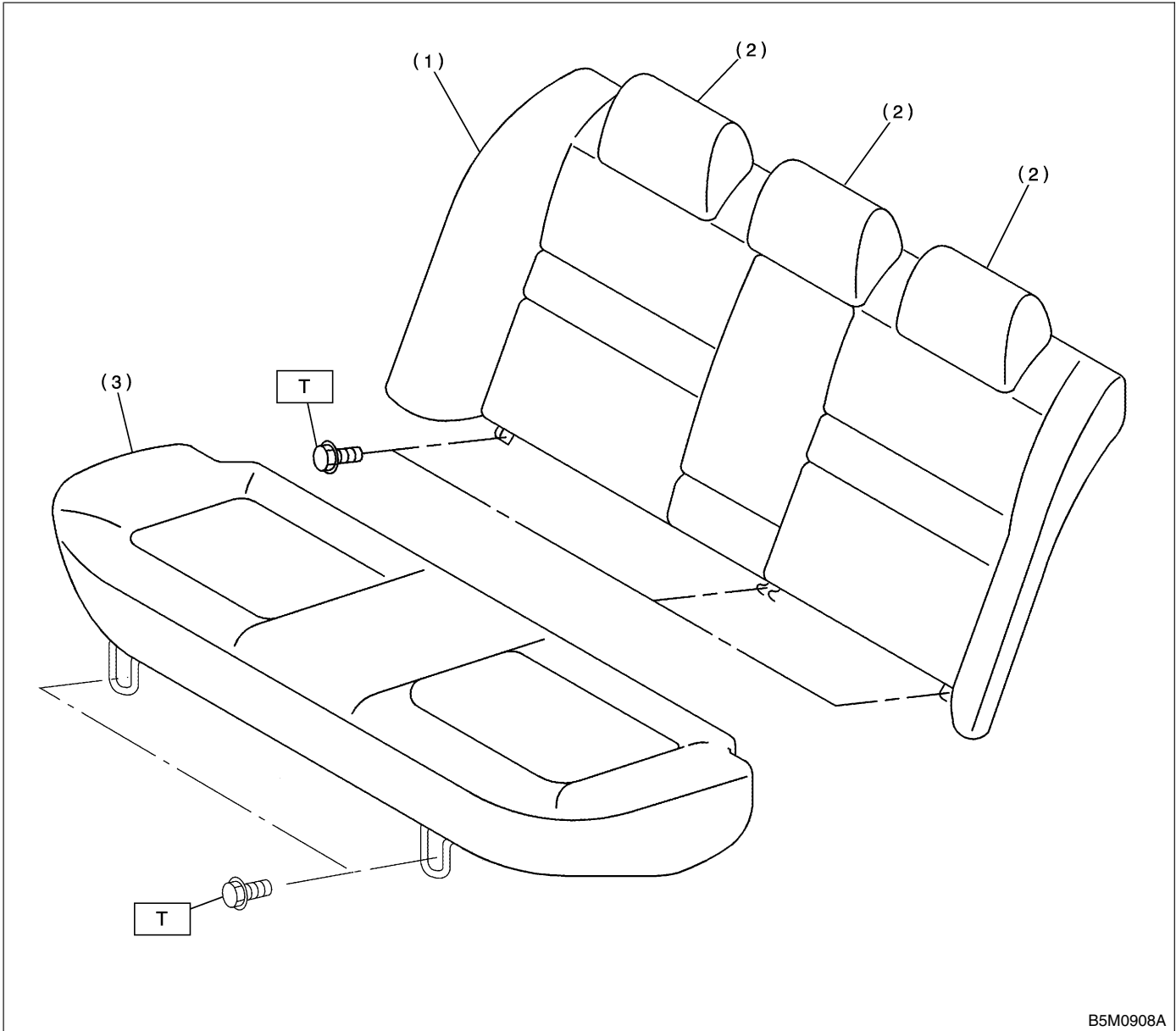
T2: 18 (1.8, 13)

T3: 6 (0.6, 4.3)

GENERAL DESCRIPTION

Seats

2. REAR SEAT (SEDAN) S908001A0502



B5M0908A

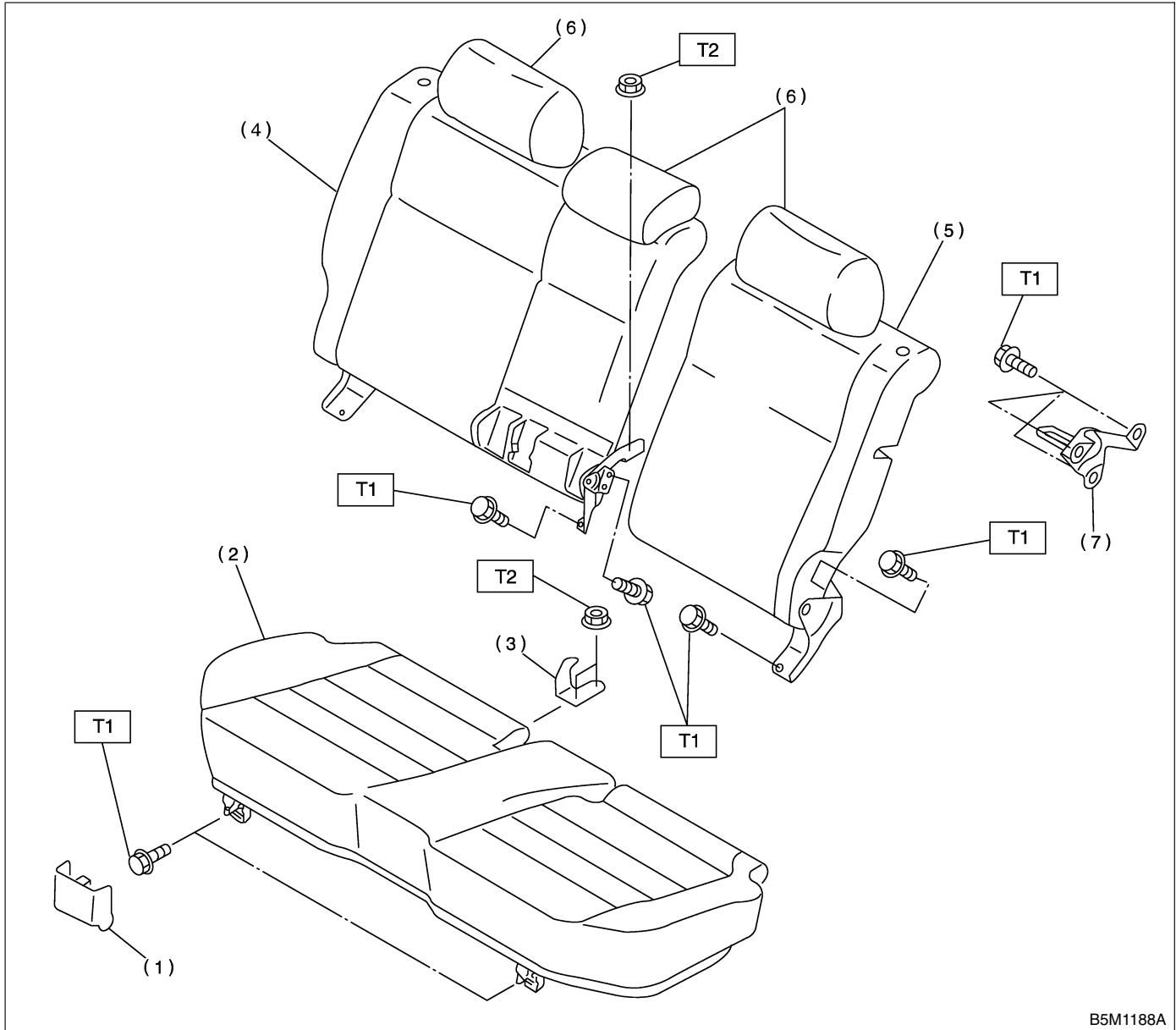
- (1) Backrest
- (2) Head restraint

- (3) Cushion

Tightening torque: N·m (kgf·m, ft·lb)

T: 24.5 (2.5, 18.1)

3. REAR SEAT (WAGON) S908001A0503



B5M1188A

- | | |
|-----------------|--------------------|
| (1) Cover | (5) Backrest LH |
| (2) Cushion | (6) Head restraint |
| (3) Hook | (7) Striker |
| (4) Backrest RH | |

Tightening torque: N·m (kgf·m, ft·lb)

T1: 10 (1.0, 7.2)

T2: 24.5 (2.5, 18.1)

GENERAL DESCRIPTION

Seats

B: CAUTION S908001A03

- Take care not to contaminate or damage seat surface.
- While loading to or unloading to vehicle, take care not to contact body.

- When removing front seat from a side airbag loaded vehicle, follow cautions given in the airbag section.

C: PREPARATION TOOL S908001A17

1. GENERAL TOOL S908001A1701

TOOL NAME	REMARKS
Long nose pliers	Used for removing and installing hog ring