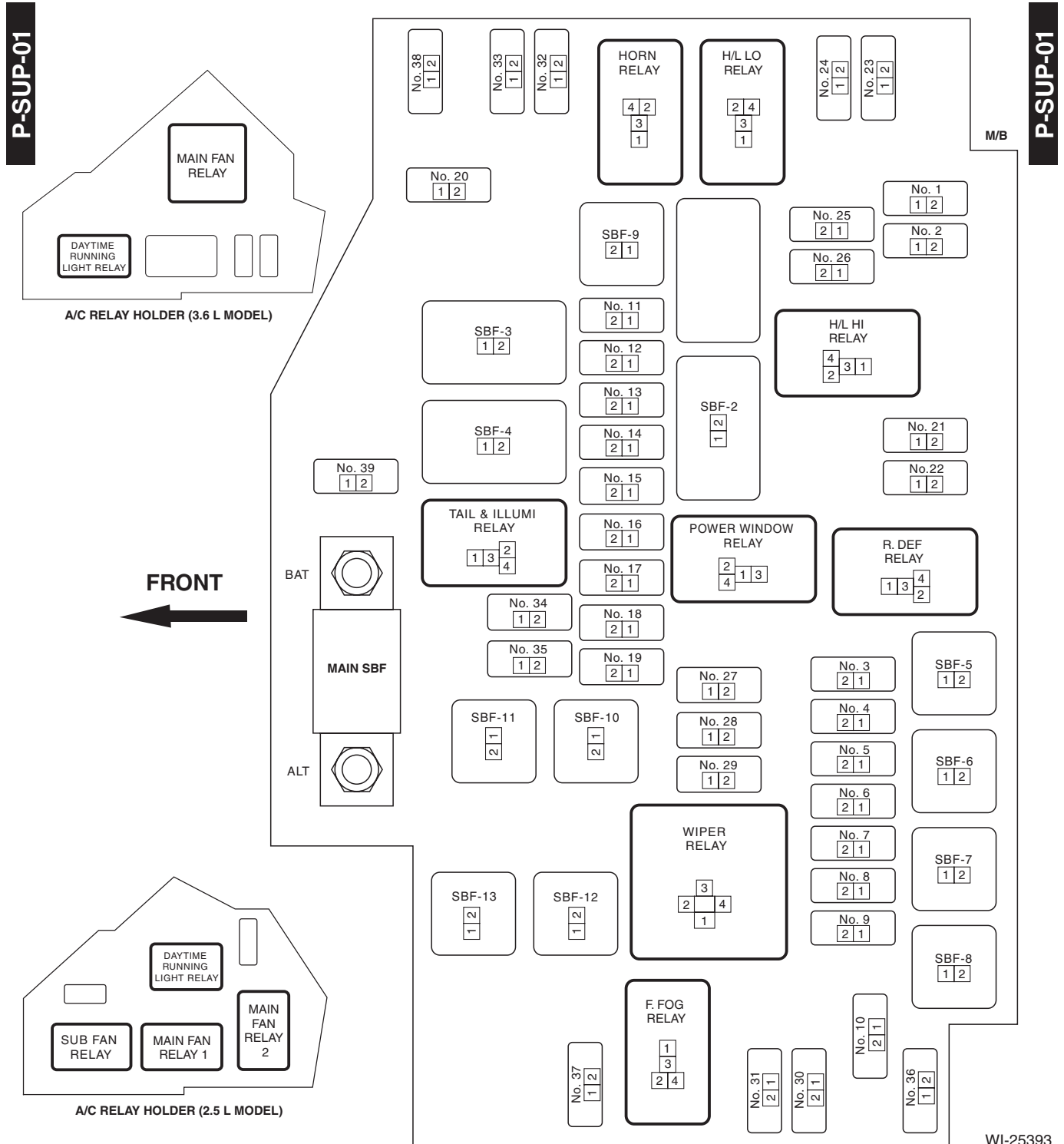


3. Power Supply Circuit

A: WIRING DIAGRAM

- Engine room side



Power Supply Circuit

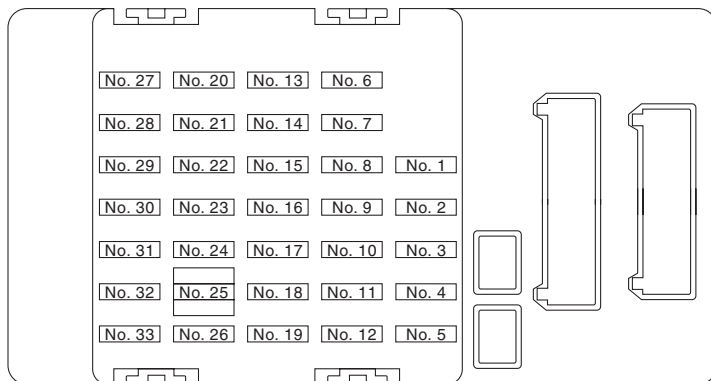
WIRING SYSTEM

- Passenger room side

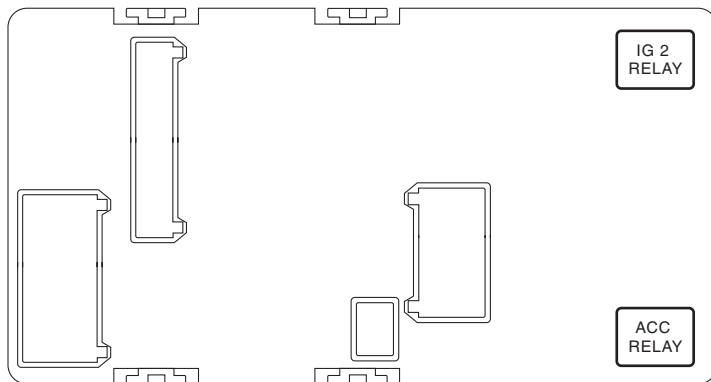
P-SUP-02

P-SUP-02

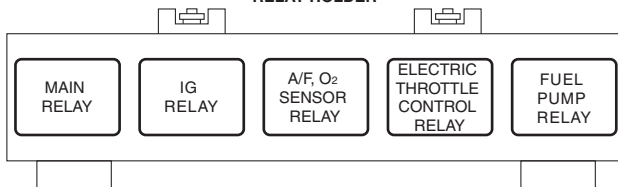
F/B FRONT SIDE



F/B BACK SIDE



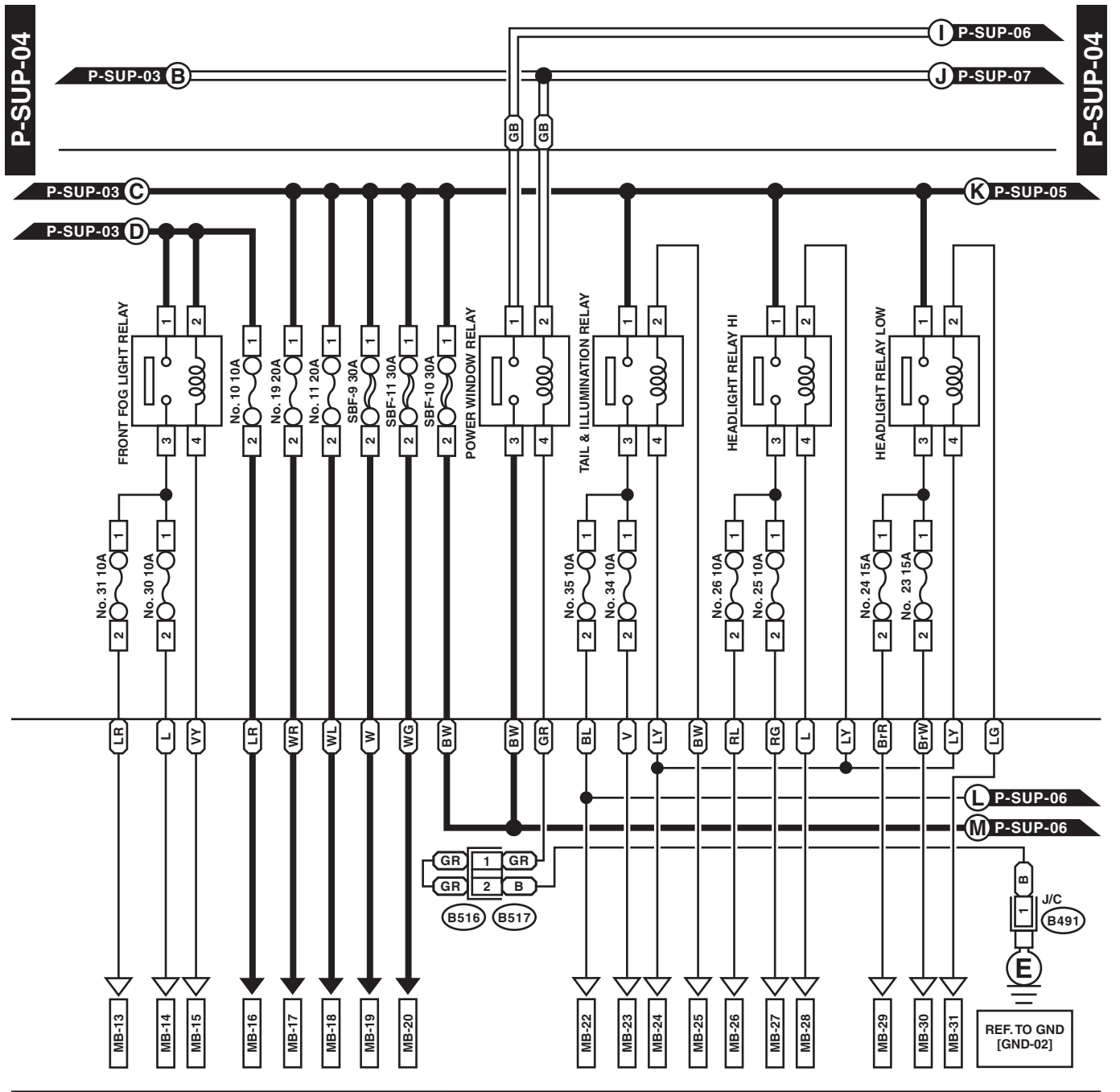
RELAY HOLDER



WI-24813

Power Supply Circuit

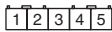
WIRING SYSTEM



B517



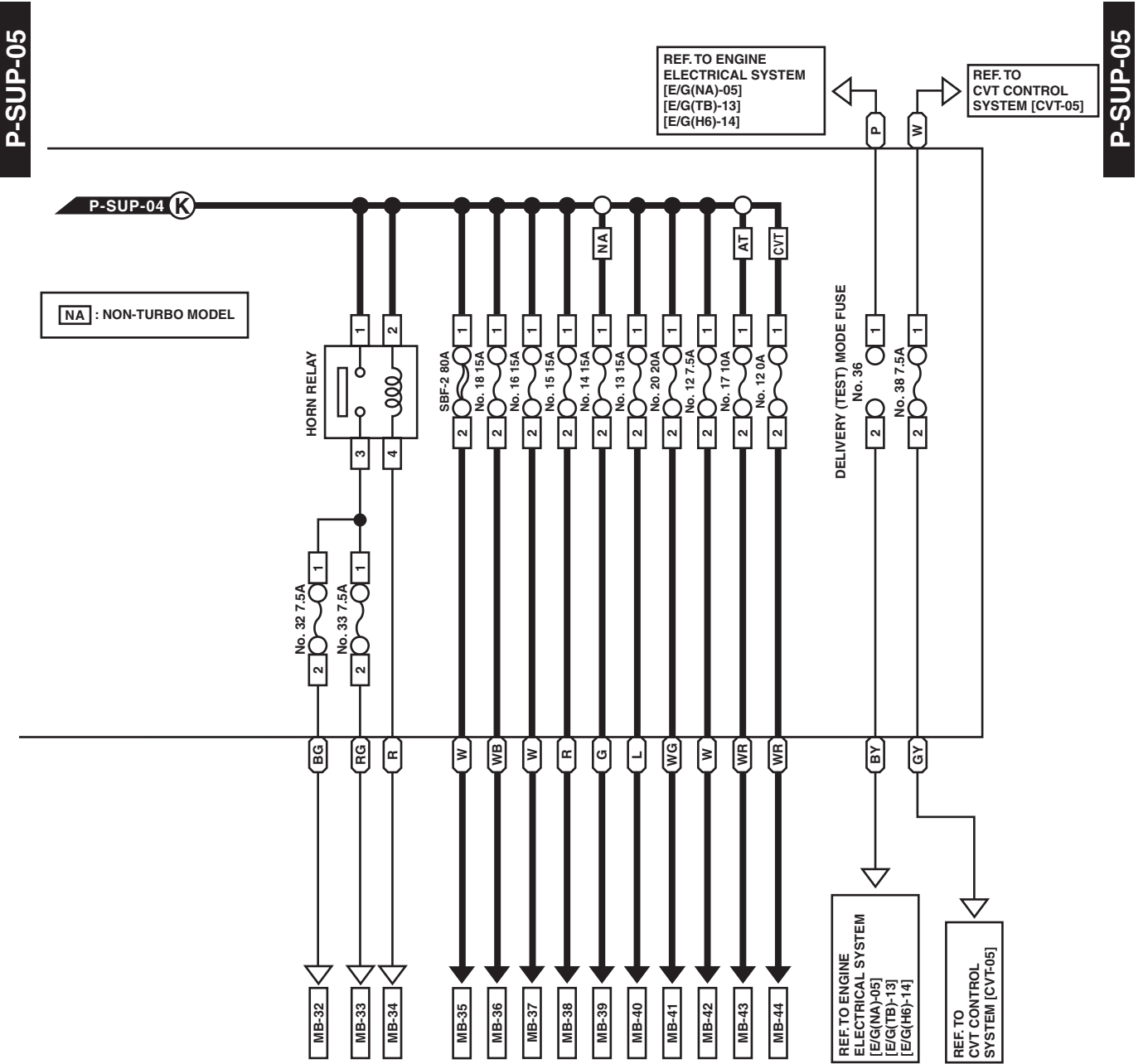
B491



WI-25395

Power Supply Circuit

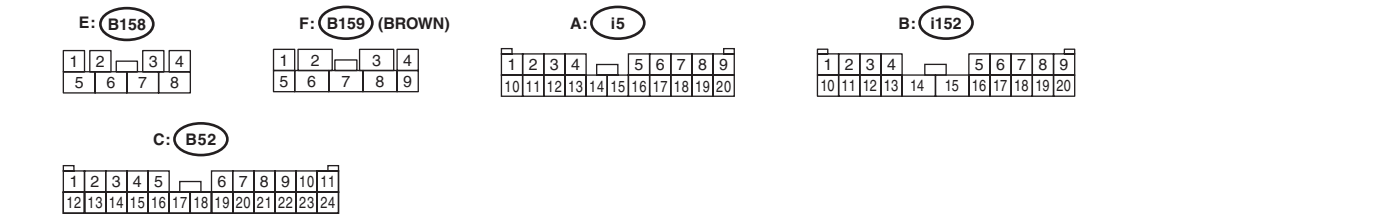
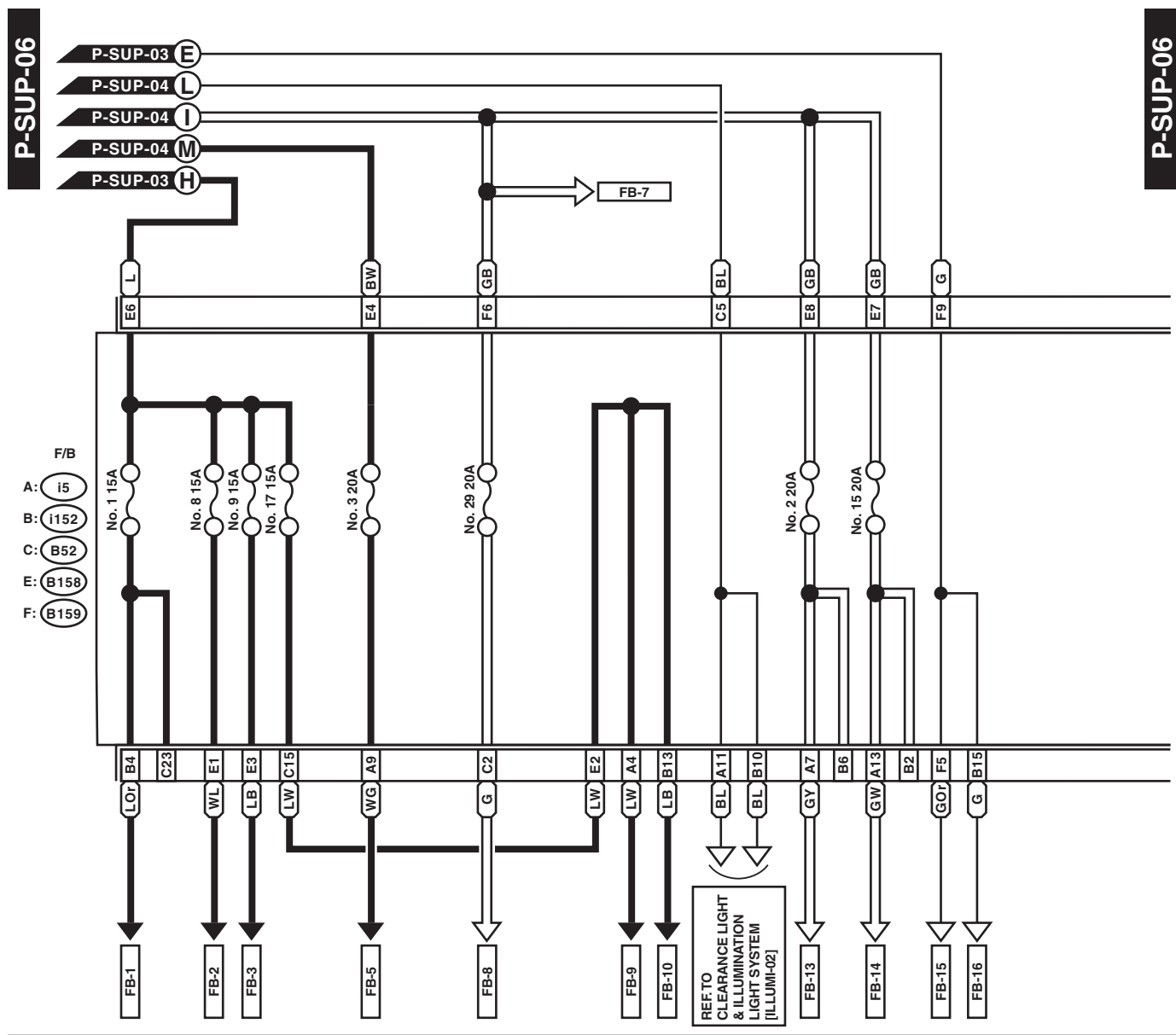
WIRING SYSTEM



WI-25396

Power Supply Circuit

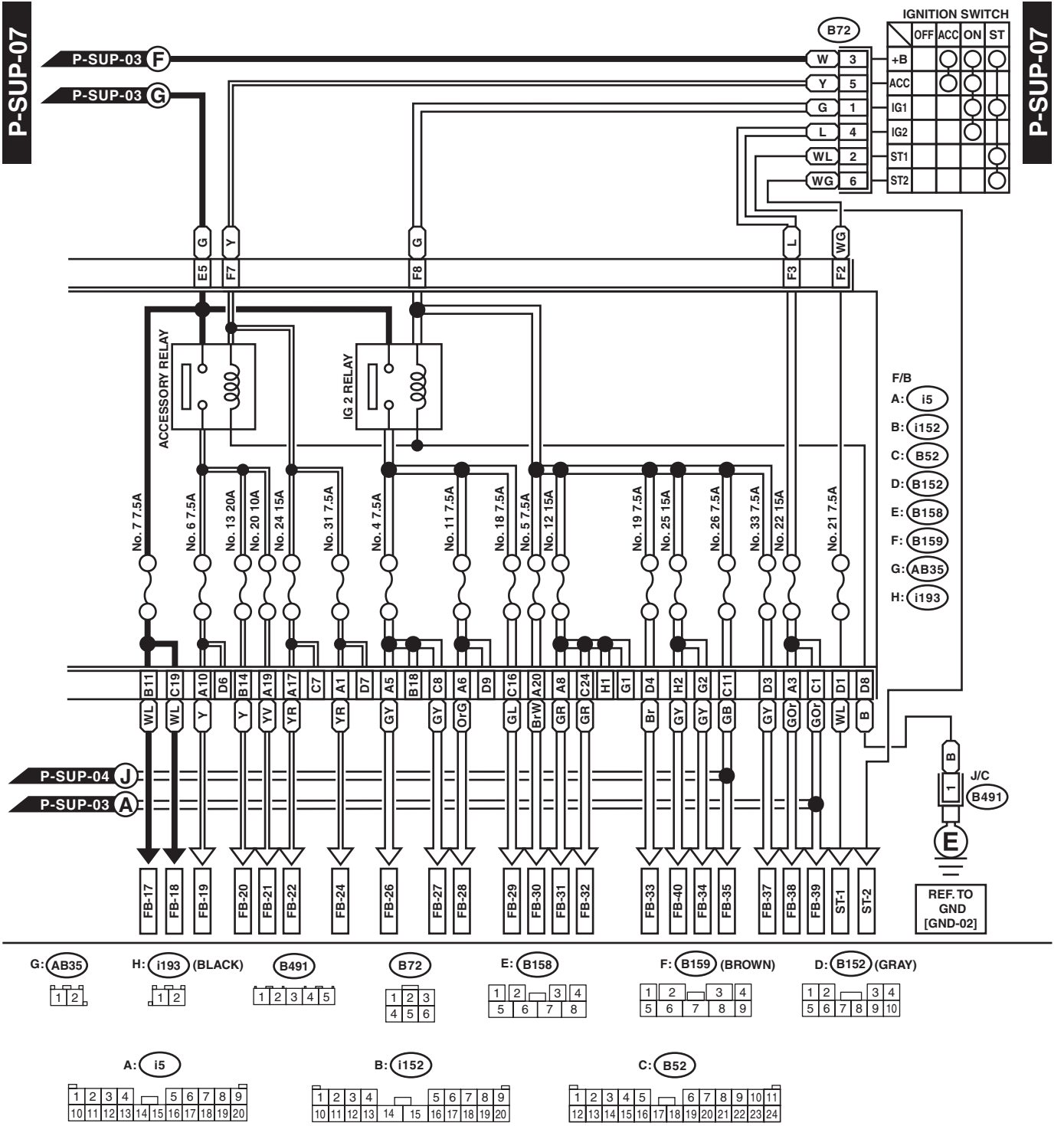
WIRING SYSTEM



WI-25397

Power Supply Circuit

WIRING SYSTEM



WI-25398

Power Supply Circuit

WIRING SYSTEM

No.	Load
MB-1	VDC CM
MB-2	VDC CM
MB-3	Audio
	Navigation unit
	Audio amplifier (McIntosh)
MB-4	Blower motor relay
MB-6	Main fan relay 1
MB-7	Sub fan relay
MB-8	Mirror heater relay
	Rear defogger
MB-9	Body integrated unit
MB-10	Front wiper motor
	Combination Switch (Wiper)
MB-11	Front washer motor
MB-12	Rear washer motor
MB-13	Front fog light RH
MB-14	Front fog light LH
MB-15	Body integrated unit
MB-16	Body integrated unit
	Clock
	Audio
	Navigation unit
	Luggage room light
	Door step light LH
	Door step light RH
	Trunk room light
	Spot map light
	Room light
	Vanity mirror light LH
	Vanity mirror light RH
	Keyless entry CM
	Puddle light LH
	Puddle light RH
MB-17	Body integrated unit
MB-18	Sunroof motor assembly
MB-19	EPB CM
MB-20	Power seat LH
	Power seat RH
MB-22	Front combination light LH (clearance light)
	Front combination light RH (clearance light)
	F/B

No.	Load
MB-23	Satellite switch illumination
	AT select lever illumination
	Illumination control switch
	Remote control mirror switch
	Lower cover switch
	Glove box light
	Hill hold switch
	Audio
	Navigation unit
	Seat heater switch (power seat)
	Shower light
	A/C control panel
EPB control switch	
MB-24	Body integrated unit
MB-25	Body integrated unit
MB-26	Front combination light RH (headlight)
MB-27	Front combination light LH (headlight)
MB-28	Body integrated unit
MB-29	Front combination light RH (headlight)
MB-30	Front combination light LH (headlight)
MB-31	Body integrated unit
MB-32	Horn
MB-33	Horn
MB-34	Body integrated unit
	Horn switch
MB-35	Main fan relay
MB-36	Body integrated unit
	Key warning switch
	Turn signal and hazard unit
MB-37	Main relay
MB-38	A/F, oxygen sensor relay
MB-39	IG relay
MB-40	Electronic throttle control relay
MB-41	Fuel pump relay
MB-42	ECM
	Data link connector
MB-43	TCM
MB-44	Self shut relay
	TCM
ST-1	Inhibitor relay
	Starter relay

Power Supply Circuit

WIRING SYSTEM

No.	Load
ST-2	Starter relay
FB-1	Trailer connector
FB-2	Stop light & brake switch
	Stop light register
FB-3	Seat heater relay
FB-5	Power window main switch
FB-7	Power window circuit breaker
FB-8	Front power window sub switch
FB-9	Wiper deicer relay
FB-10	Mirror heater relay
FB-13	Rear power window sub switch LH
FB-14	Rear power window sub switch RH
FB-15	Body integrated unit
FB-16	Rear wiper motor
FB-17	Combination meter
	Body integrated unit
	Impact sensor
	EPB control switch
	A/C CM
	TPMS CM
FB-18	Security CM
FB-19	Remote control mirror switch
	Seat heater relay
	Rearview mirror
FB-20	Rear accessory power supply socket
FB-21	Front accessory power supply socket
FB-22	Audio
	Navigation unit
FB-24	Body integrated unit
	A/C control panel
	A/C CM
FB-26	Impact sensor
	Wiper deicer relay
	A/C control panel
	Navigation unit
	Sunroof motor assembly
	TPMS CM
FB-27	ECM
	Data link connector
	Stop light & brake switch
	Clutch switch

No.	Load
FB-28	Turn signal and hazard unit
FB-29	Inhibitor switch
	Back-up light switch
	Back-up light relay
FB-30	Combination meter
	Clock
FB-31	A/C CM
	Body integrated unit
FB-32	TCM
	ECM
	Fuel pump relay
	Ignition coil No. 1 (turbo model)
	Ignition coil No. 2 (turbo model)
	Ignition coil No. 3 (turbo model)
Ignition coil No. 4 (turbo model)	
FB-33	Hill hold switch
	EPB CM
FB-34	Airbag CM
FB-35	Main fan relay 1 (Except for 3.6 L model)
	Main fan relay 2 (Except for 3.6 L model)
	Main fan relay (3.6 L model)
FB-37	VDC CM
	Steering angle sensor
FB-38	Blower motor relay
	Intake door actuator
FB-39	Sub fan relay
FB-40	Occupant detection control module