

# Bulkhead Wiring Harness (In Engine Compartment)

## WIRING SYSTEM

### 56. Bulkhead Wiring Harness (In Engine Compartment)

#### A: LOCATION

##### 1. 2.5 L NON-TURBO MODEL

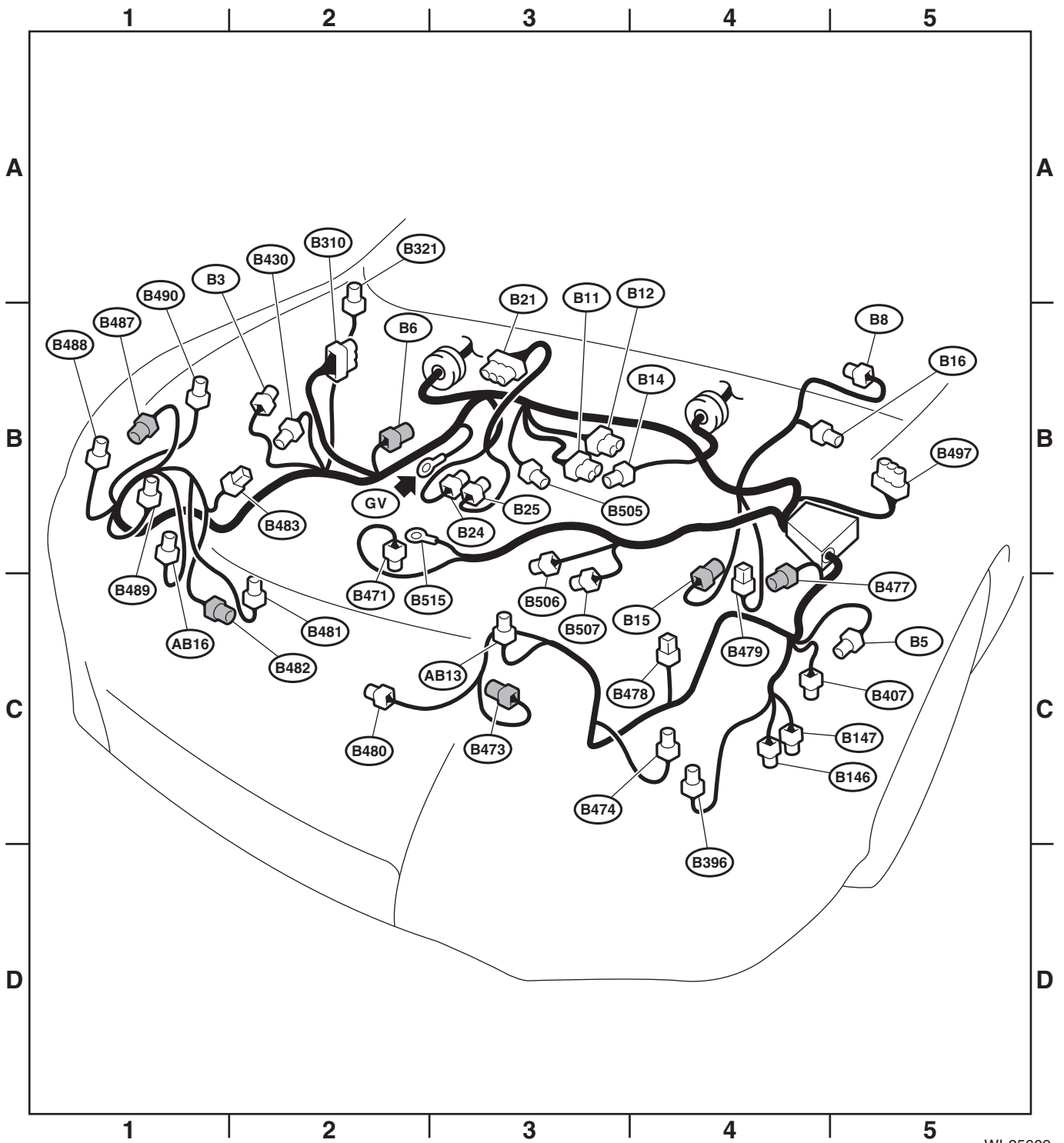
Connector				Connecting to	
No.	Pole	Color	Area	No.	Description
B3	5	Black	B-2		Mass air flow and intake air temperature sensor
B5	2	Light gray	C-5		Daytime running light resistor
B6	2	Light gray	B-2		Front ABS wheel speed sensor RH
B8	5	Light gray	B-5		Front wiper motor
B11	20	Light gray	B-3	T4	Transmission cord (CVT model)
B12	12	Light gray	B-3	T3	
B14	1	Black	B-3		Starter motor
B15	2	Light gray	B-4		Front ABS wheel speed sensor LH
B16	2	Light gray	B-4		Brake fluid level switch
B21	54	Black	B-3	E2	Engine wiring harness
B24	2	Light gray	B-3	T1	Transmission cord (MT model)
B25	2	Brown	B-3	T2	
B146	2	Dark gray	C-4		Front washer motor
B147	2	Dark gray	C-4		Rear washer motor
B310	26	Black	B-2		VDC CM
B321	2	★	A-2		Hood switch
B396	2	Brown	C-4		Washer fluid level sensor
B407	2	Black	C-4		Puddle light LH
B430	2	Black	B-2		Puddle light RH
B471	3	Light green	B-2		Generator
B473	2	Black	C-3		Main fan motor
B474	2	Brown	C-4		Front fog light LH
B477	8	Light gray	C-4		Front combination light LH
B478	5	★	C-4		J/C
B479	5	★	C-4		
B480	2	Black	C-2		Ambient sensor
B481	1	Black	C-2		Horn
B482	2	Black	C-1		Sub fan motor
B483	5	★	B-2		J/C
B487	8	Light gray	B-1		Front combination light RH
B488	2	Brown	B-1		Front fog light RH
B489	1	Black	B-1		Horn
B490	2	Black	B-1		Keyless buzzer
B497	22	Black	B-5		A/C relay holder
B505	3	Light gray	B-3		Pressure sensor
B506	2	Light gray	B-3		Compressor solenoid
B507	3	Black	C-3		Flow sensor
B515	1	★	B-2		Generator terminal B

★ : White or natural color

Connector				Connecting to	
No.	Pole	Color	Area	No.	Description
AB13	2	Yellow	C-3		Front sub sensor LH
AB16	2	Yellow	B-1		Front sub sensor RH

# Bulkhead Wiring Harness (In Engine Compartment)

WIRING SYSTEM



WI-25609

# Bulkhead Wiring Harness (In Engine Compartment)

## WIRING SYSTEM

### 2. 2.5 L TURBO MODEL

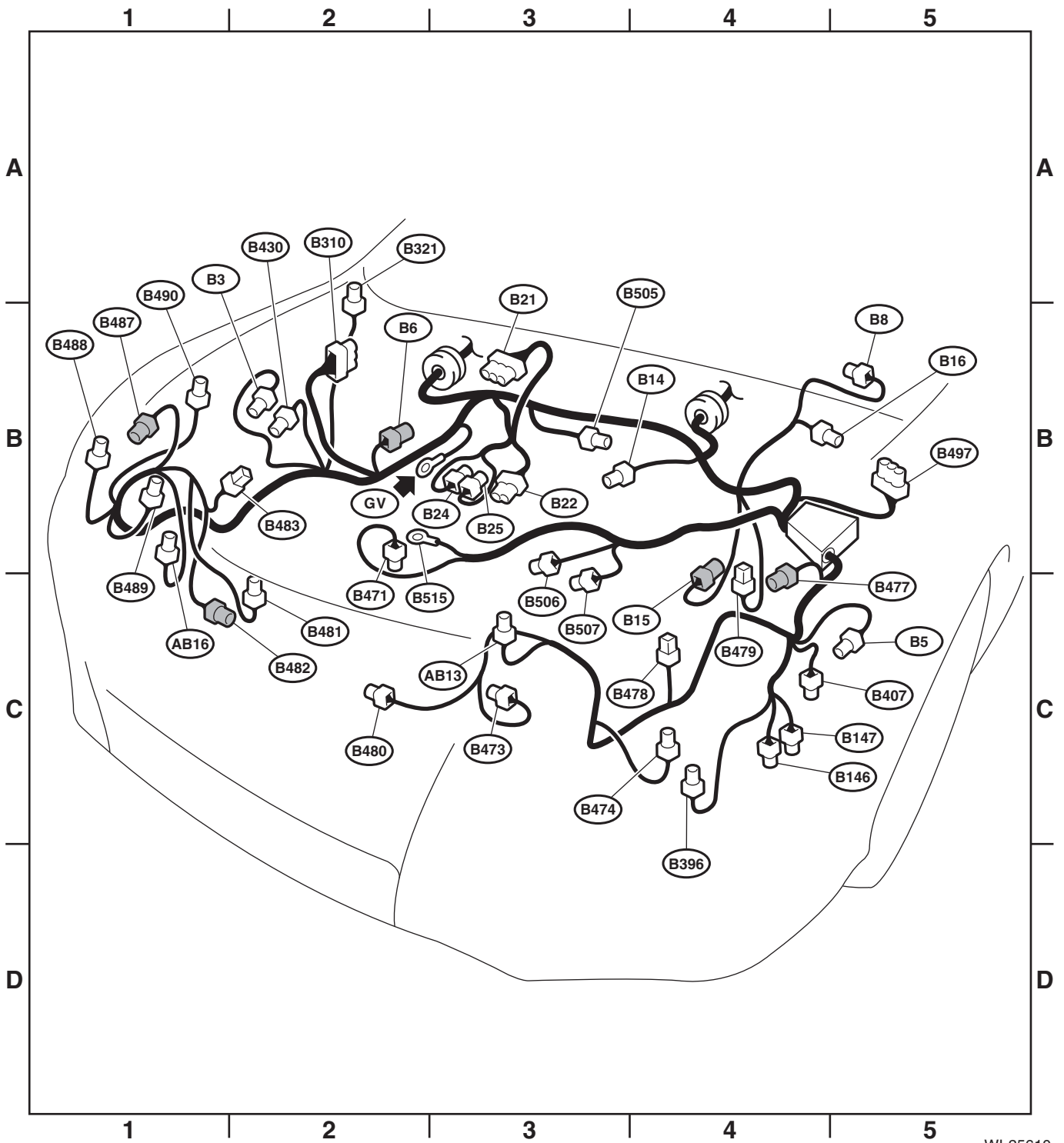
Connector				Connecting to	
No.	Pole	Color	Area	No.	Description
B3	5	Black	B-2		Mass air flow and intake air temperature sensor
B5	2	Light gray	C-5		Daytime running light resistor
B6	2	Light gray	B-2		Front ABS wheel speed sensor RH
B8	5	Light gray	B-5		Front wiper motor
B14	1	Black	B-3		Starter motor
B15	2	Light gray	B-4		Front ABS wheel speed sensor LH
B16	2	Light gray	B-4		Brake fluid level switch
B21	54	Black	B-3	E2	Engine wiring harness
B22	16	★	B-3	E3	
B24	2	Light gray	B-3	T1	Transmission cord
B25	2	Brown	B-3	T2	
B146	2	Dark gray	C-4		Front washer motor
B147	2	Dark gray	C-4		Rear washer motor
B310	26	Black	B-2		VDC CM
B321	2	★	B-2		Hood switch
B396	2	Brown	C-4		Washer fluid level sensor
B407	2	Black	C-4		Puddle light LH
B430	2	Black	B-2		Puddle light RH
B471	3	Light green	B-2		Generator
B473	2	Dark gray	C-3		Main fan motor
B474	2	Brown	C-4		Front fog light LH
B477	8	Light gray	C-4		Front combination light LH
B478	5	★	C-4		J/C
B479	5	★	C-4		
B480	2	Black	C-2		Ambient sensor
B481	1	Black	C-2		Horn
B482	2	Dark gray	C-1		Sub fan motor
B483	5	★	B-2		J/C
B487	8	Light gray	B-1		Front combination light RH
B488	2	Brown	B-1		Front fog light RH
B489	1	Black	B-1		Horn
B490	2	Black	B-1		Keyless buzzer
B497	22	Black	B-5		A/C relay holder
B505	3	Light gray	B-3		Pressure sensor
B506	2	Light gray	B-3		Compressor solenoid
B507	3	Black	C-3		Flow sensor
B515	1	★	B-2		Generator terminal B

★ : White or natural color

Connector				Connecting to	
No.	Pole	Color	Area	No.	Description
AB13	2	Yellow	C-3		Front sub sensor LH
AB16	2	Yellow	B-1		Front sub sensor RH

# Bulkhead Wiring Harness (In Engine Compartment)

WIRING SYSTEM



WI-25610

# Bulkhead Wiring Harness (In Engine Compartment)

## WIRING SYSTEM

### 3. 3.6 L MODEL

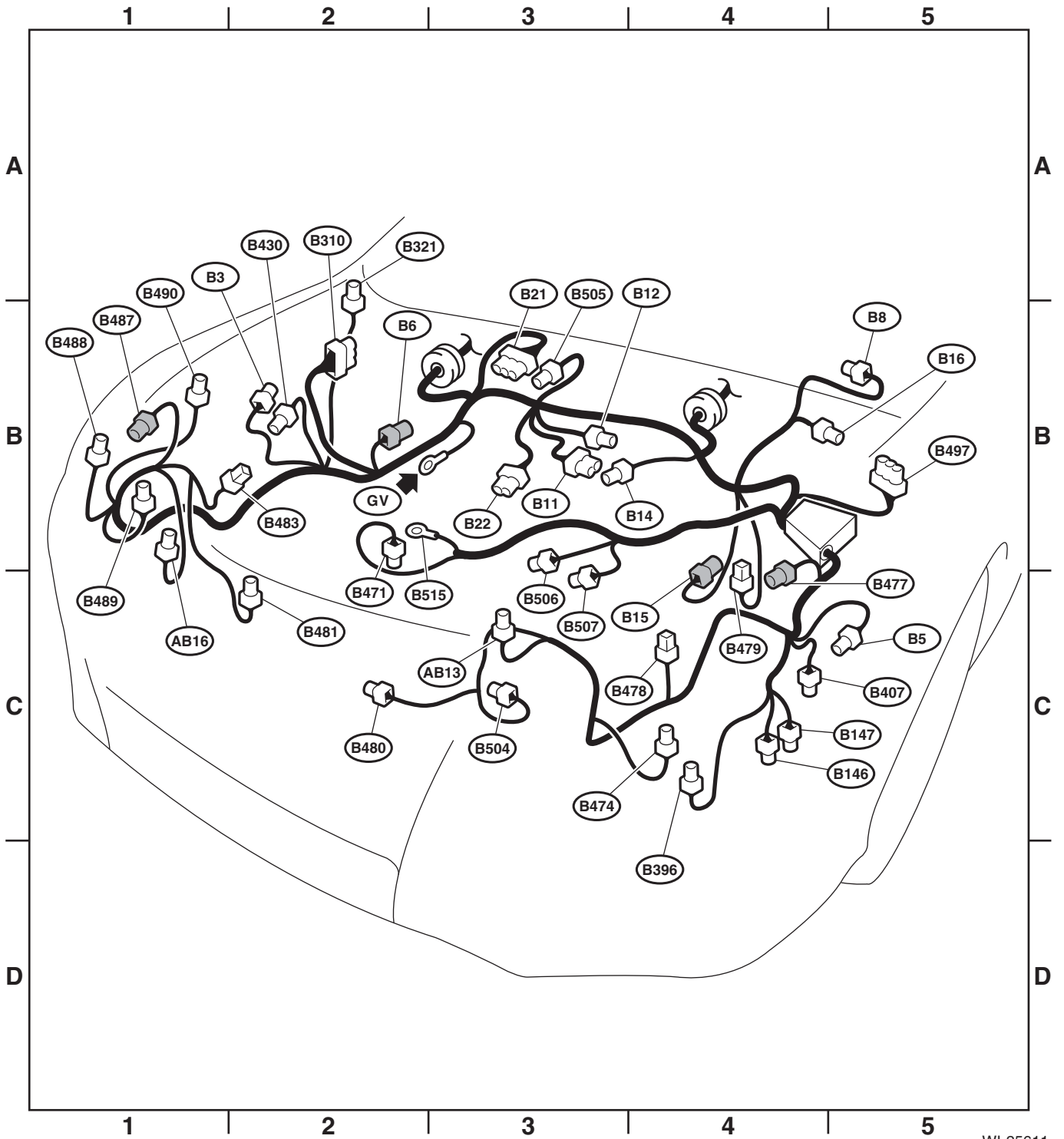
Connector				Connecting to	
No.	Pole	Color	Area	No.	Description
B3	5	Black	B-2		Mass air flow and intake air temperature sensor
B5	2	Light gray	C-5		Daytime running light resistor
B6	2	Light gray	B-2		Front ABS wheel speed sensor RH
B8	5	Light gray	B-5		Front wiper motor
B11	20	Light gray	B-3	T4	Transmission cord
B12	8	Light gray	B-3	T3	
B14	1	Black	B-3		Starter motor
B15	2	Light gray	B-4		Front ABS wheel speed sensor LH
B16	2	Light gray	B-4		Brake fluid level switch
B21	54	Black	B-3	E2	Engine wiring harness
B22	16	★	B-3	E3	
B146	2	Dark gray	C-4		Front washer motor
B147	2	Dark gray	C-4		Rear washer motor
B310	26	Black	B-2		VDC CM
B321	2	★	B-2		Hood switch
B396	2	Brown	C-4		Washer fluid level sensor
B407	2	Black	C-4		Puddle light LH
B430	2	Black	B-2		Puddle light RH
B471	3	Light green	B-2		Generator
B474	2	Brown	C-4		Front fog light LH
B477	8	Light gray	C-4		Front combination light LH
B478	5	★	C-4		
B479	5	★	C-4		
B480	2	Black	C-2		Ambient sensor
B481	1	Black	C-2		Horn
B483	5	★	B-2		J/C
B487	8	Light gray	B-1		Front combination light RH
B488	2	Brown	B-1		Front fog light RH
B489	1	Black	B-1		Horn
B490	2	Black	B-1		Keyless buzzer
B497	18	Black	B-5		A/C relay holder
B504	4	Black	C-3	F135	Front wiring harness
B505	3	Light gray	B-3		Pressure sensor
B506	2	Light gray	B-3		Compressor solenoid
B507	3	Black	C-3		Flow sensor
B515	1	★	B-2		Generator terminal B

★ : White or natural color

Connector				Connecting to	
No.	Pole	Color	Area	No.	Description
AB13	2	Yellow	C-3		Front sub sensor LH
AB16	2	Yellow	B-1		Front sub sensor RH

# Bulkhead Wiring Harness (In Engine Compartment)

WIRING SYSTEM



WI-25611