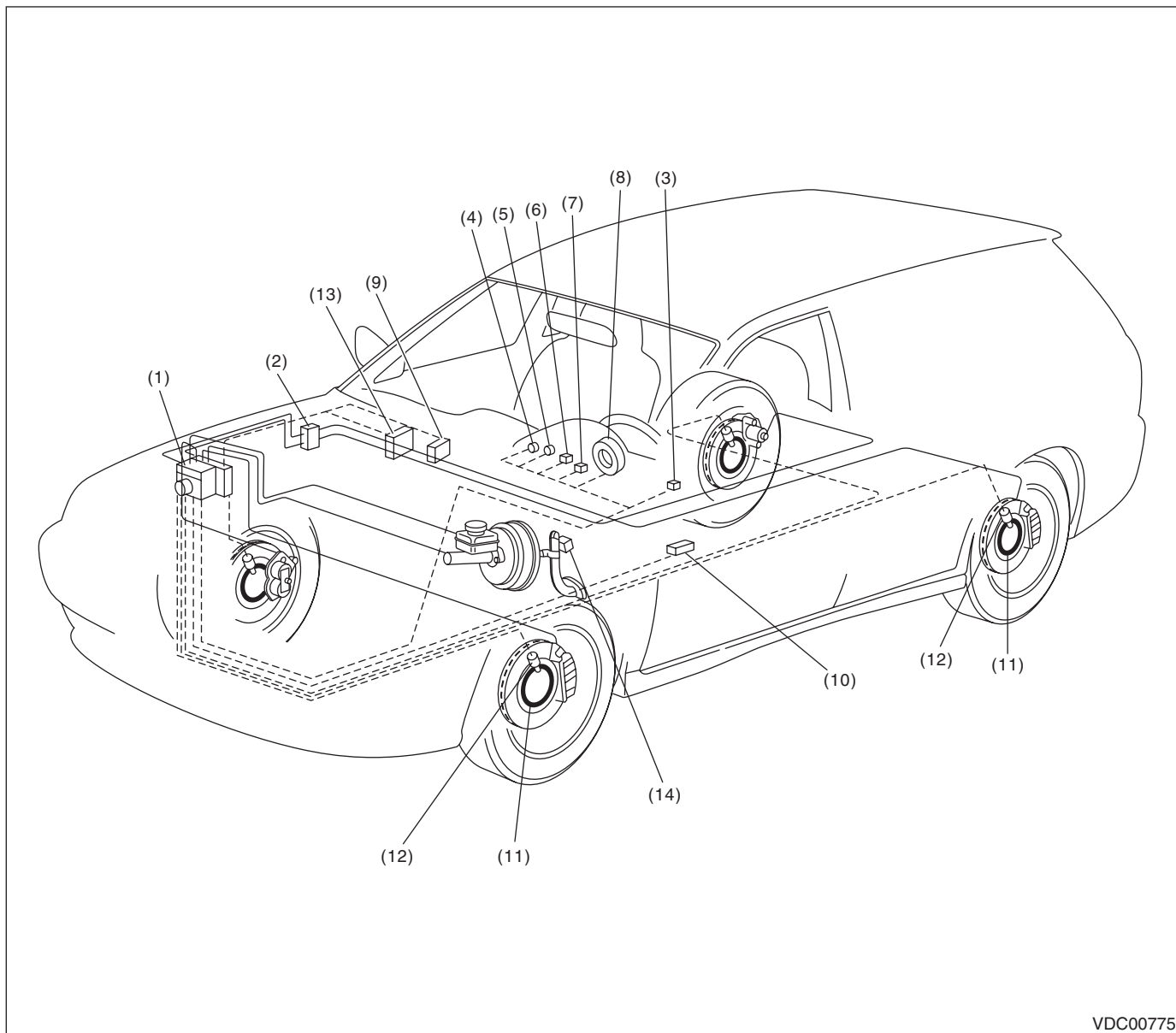


Electrical Component Location

VEHICLE DYNAMICS CONTROL (VDC) (DIAGNOSTICS)

4. Electrical Component Location

A: LOCATION

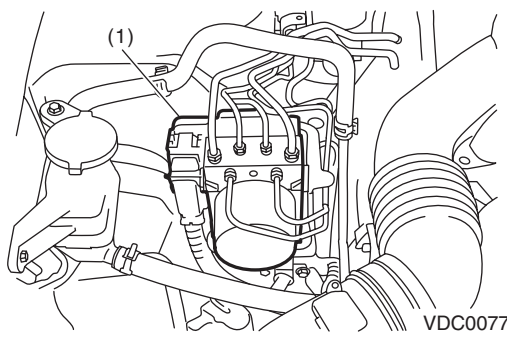
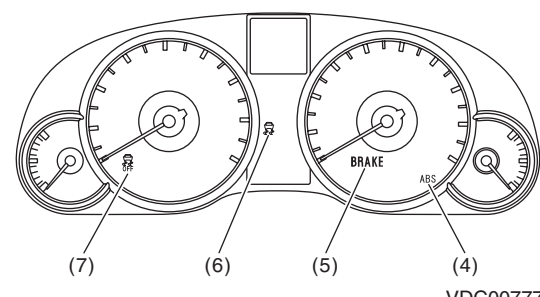
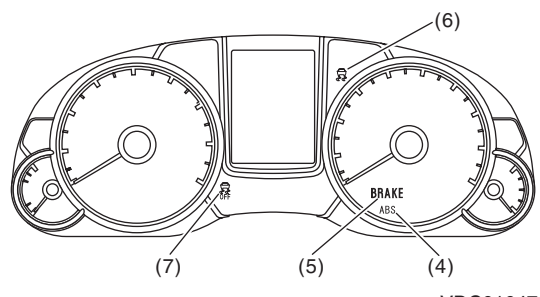
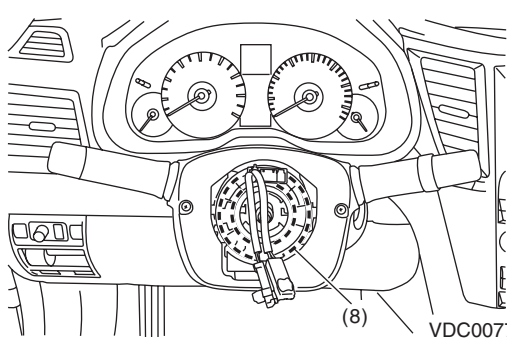
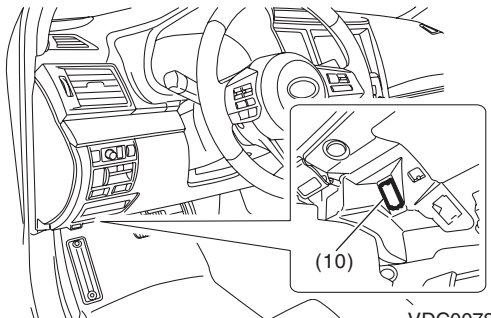
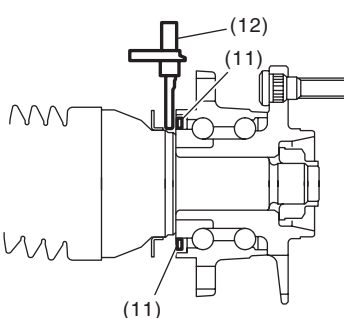


VDC00775

- | | | |
|---|---|----------------------------------|
| (1) VDC control module and hydraulic control unit (VDCCM&H/U) | (6) VDC warning light & VDC indicator light | (11) Magnetic encoder |
| (2) Connector | (7) VDC OFF indicator light | (12) ABS wheel speed sensor |
| (3) VDC OFF switch | (8) Steering angle sensor | (13) Engine control module (ECM) |
| (4) ABS warning light | (9) Transmission control module (TCM) | (14) Stop light and brake switch |
| (5) Brake warning light (EBD warning light) | (10) Data link connector | |

Electrical Component Location

VEHICLE DYNAMICS CONTROL (VDC) (DIAGNOSTICS)

 <p>VDC00776</p>	<ul style="list-style-type: none">• Normal meter  <p>VDC00777</p>
<ul style="list-style-type: none">• Luminescent meter  <p>VDC01047</p>	 <p>VDC00778</p>
 <p>VDC00788</p>	 <p>VDC00741</p>