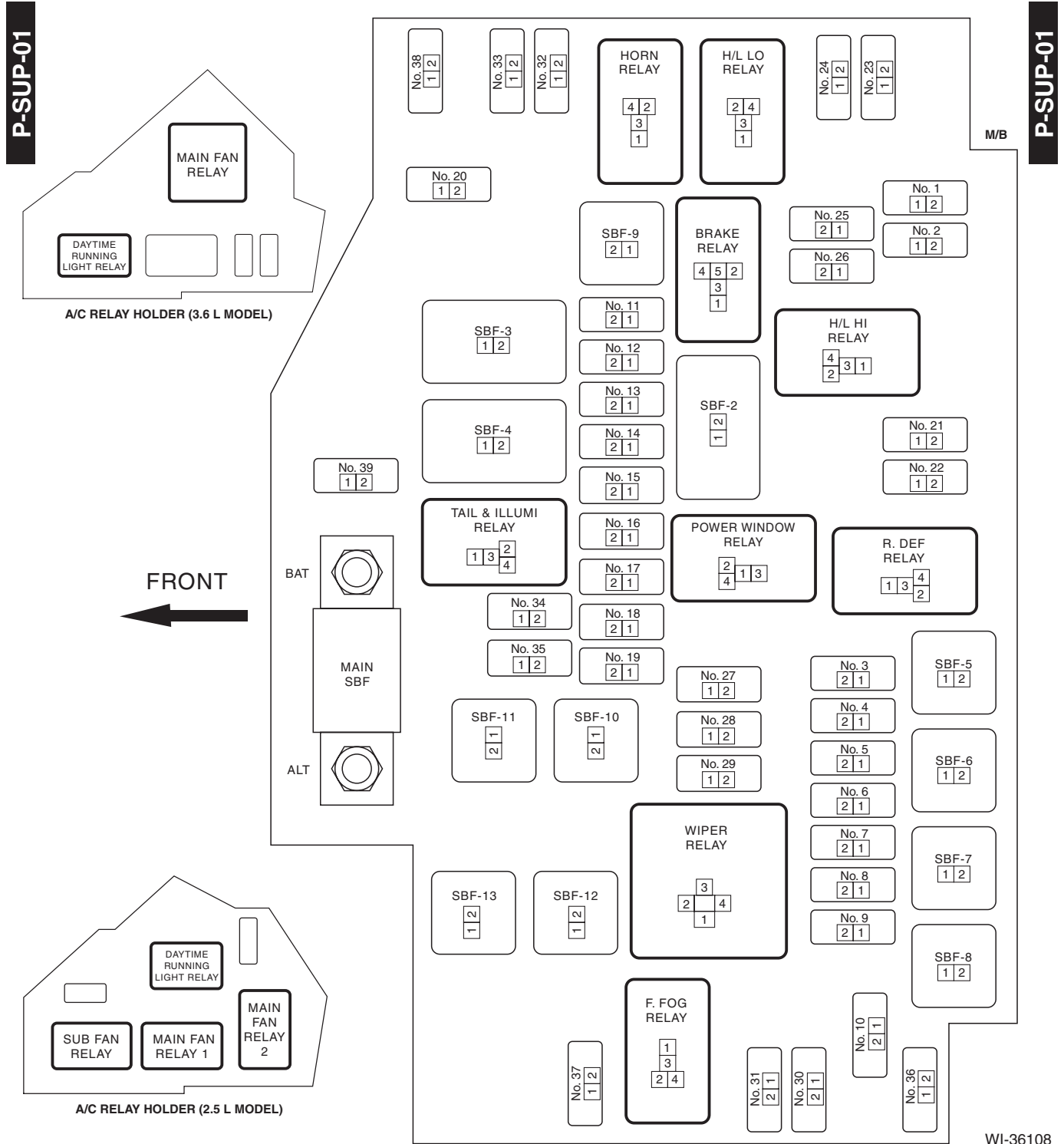


3. Power Supply Circuit

A: WIRING DIAGRAM

1. WITHOUT PUSH BUTTON START

- Engine room side



WI-36108

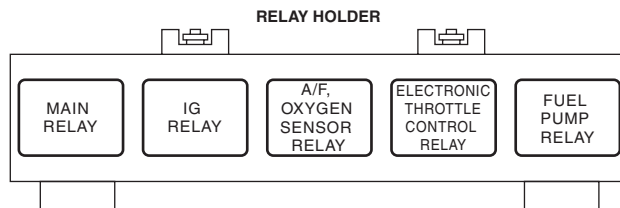
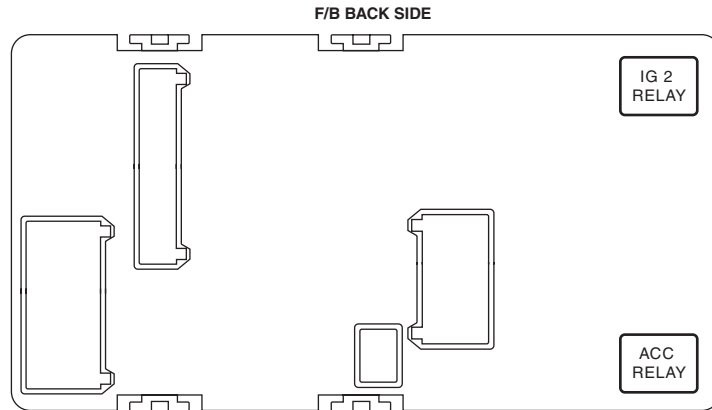
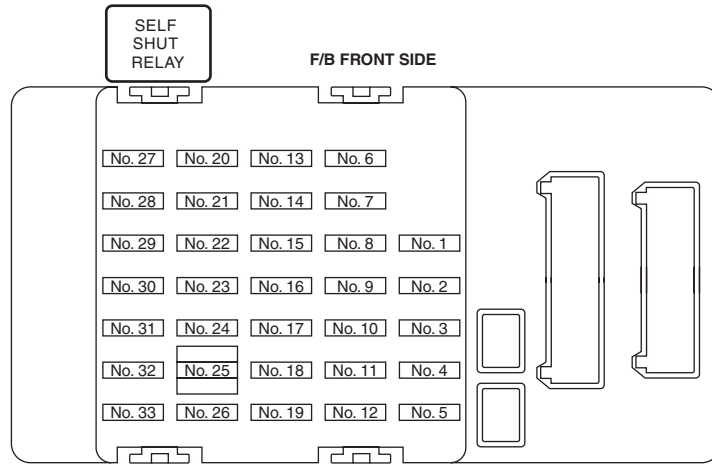
Power Supply Circuit

WIRING SYSTEM

- Passenger room side

P-SUP-02

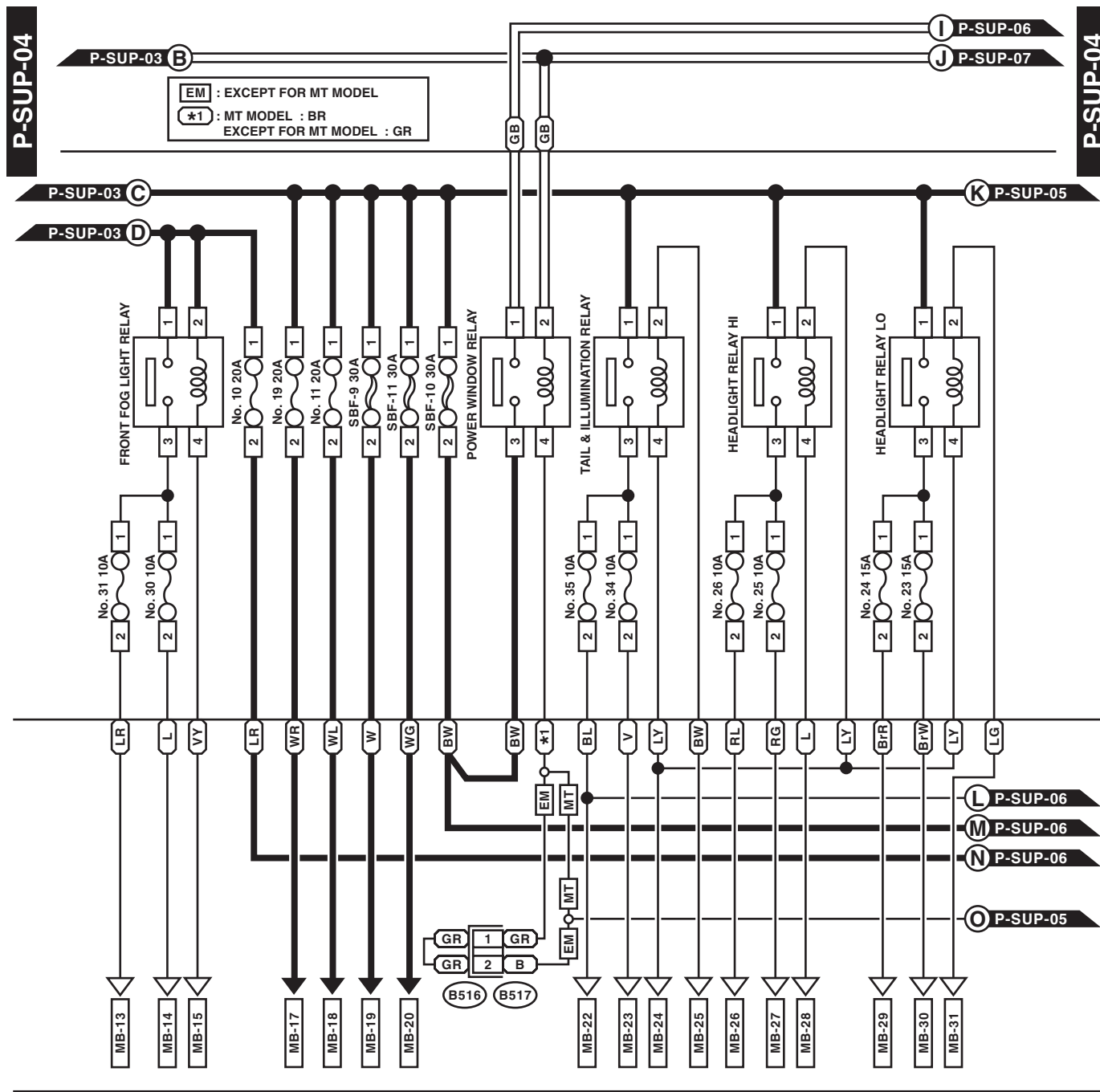
P-SUP-02



WI-41884

Power Supply Circuit

WIRING SYSTEM



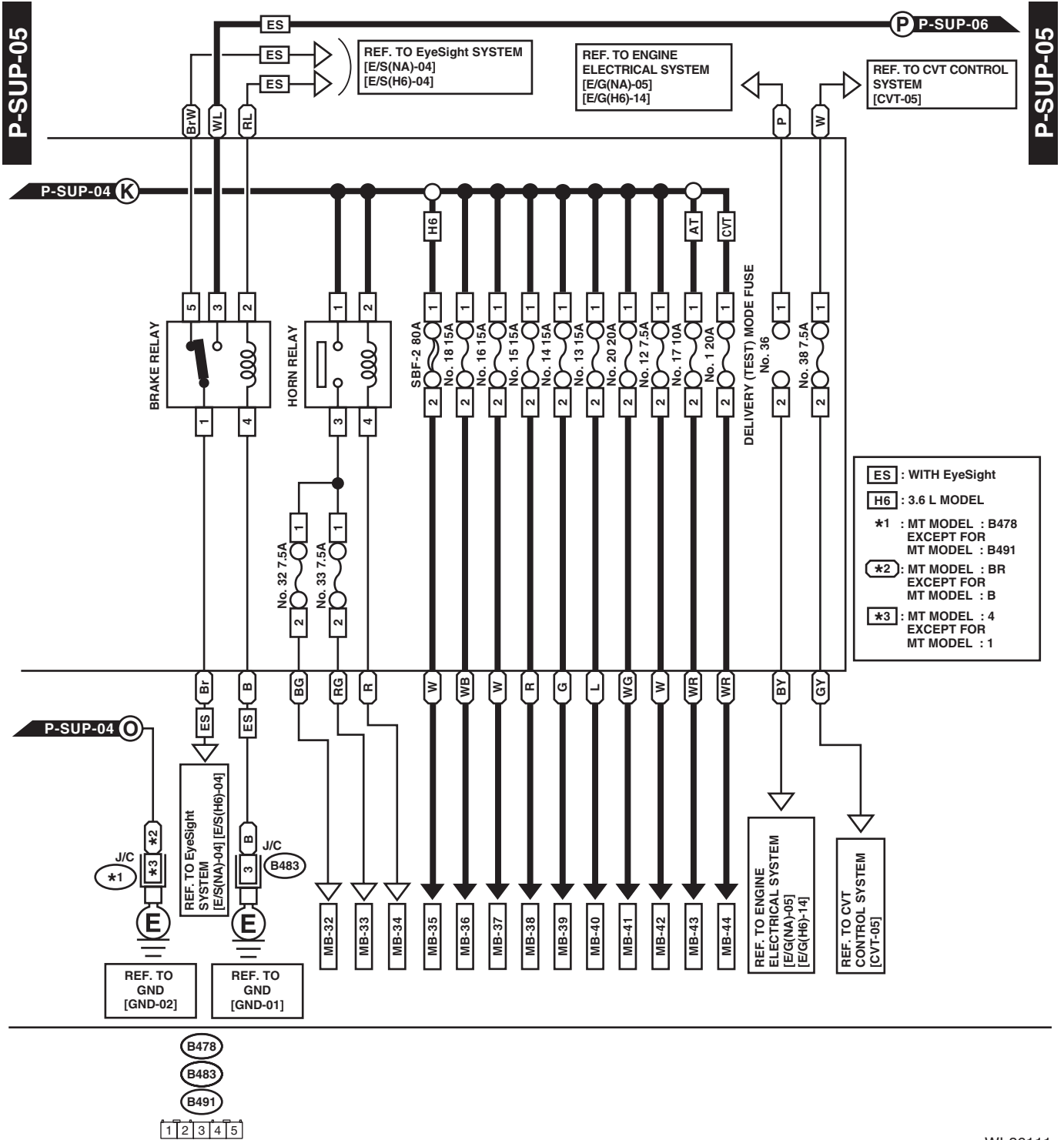
B517



WI-36110

Power Supply Circuit

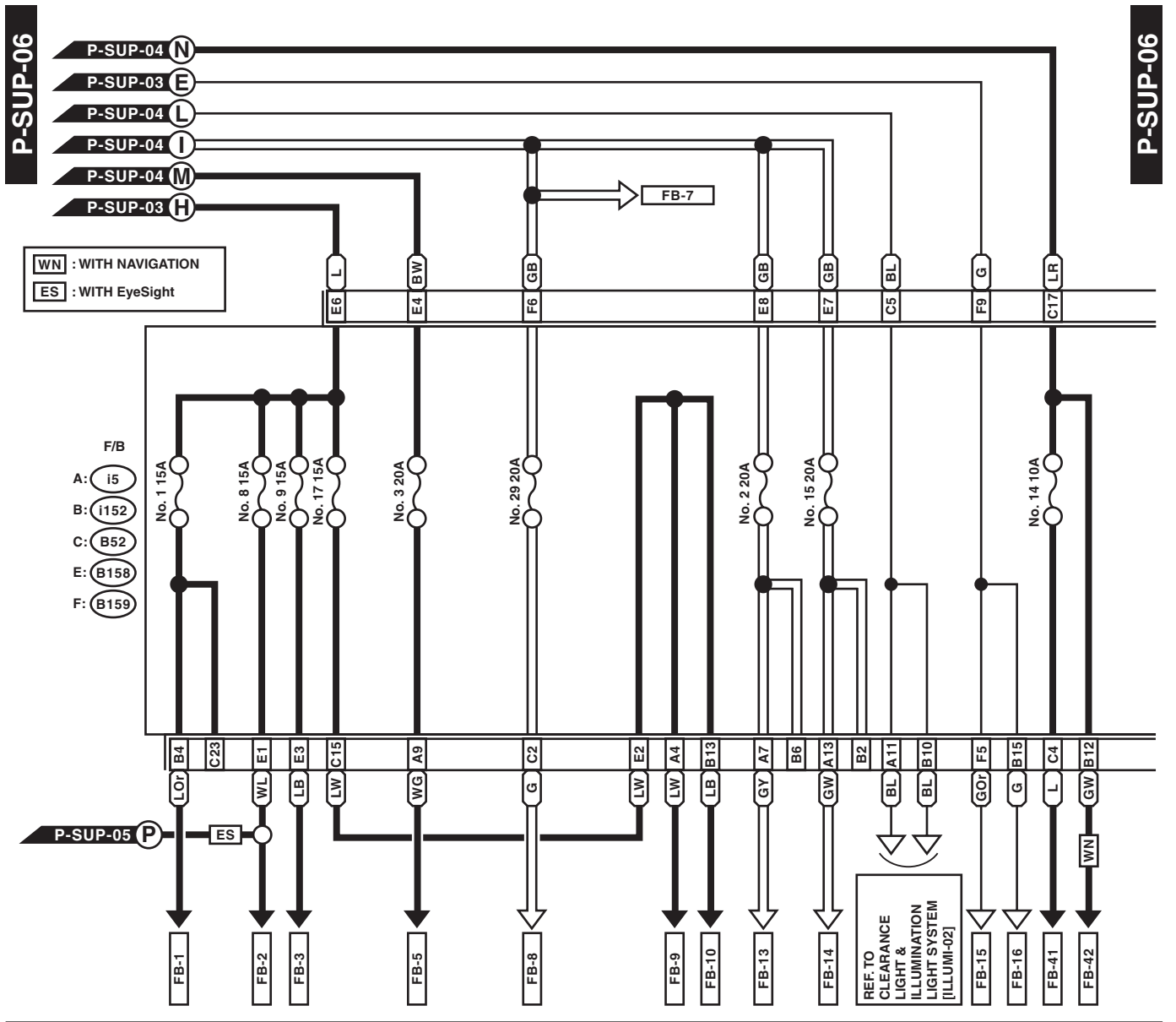
WIRING SYSTEM



WI-36111

Power Supply Circuit

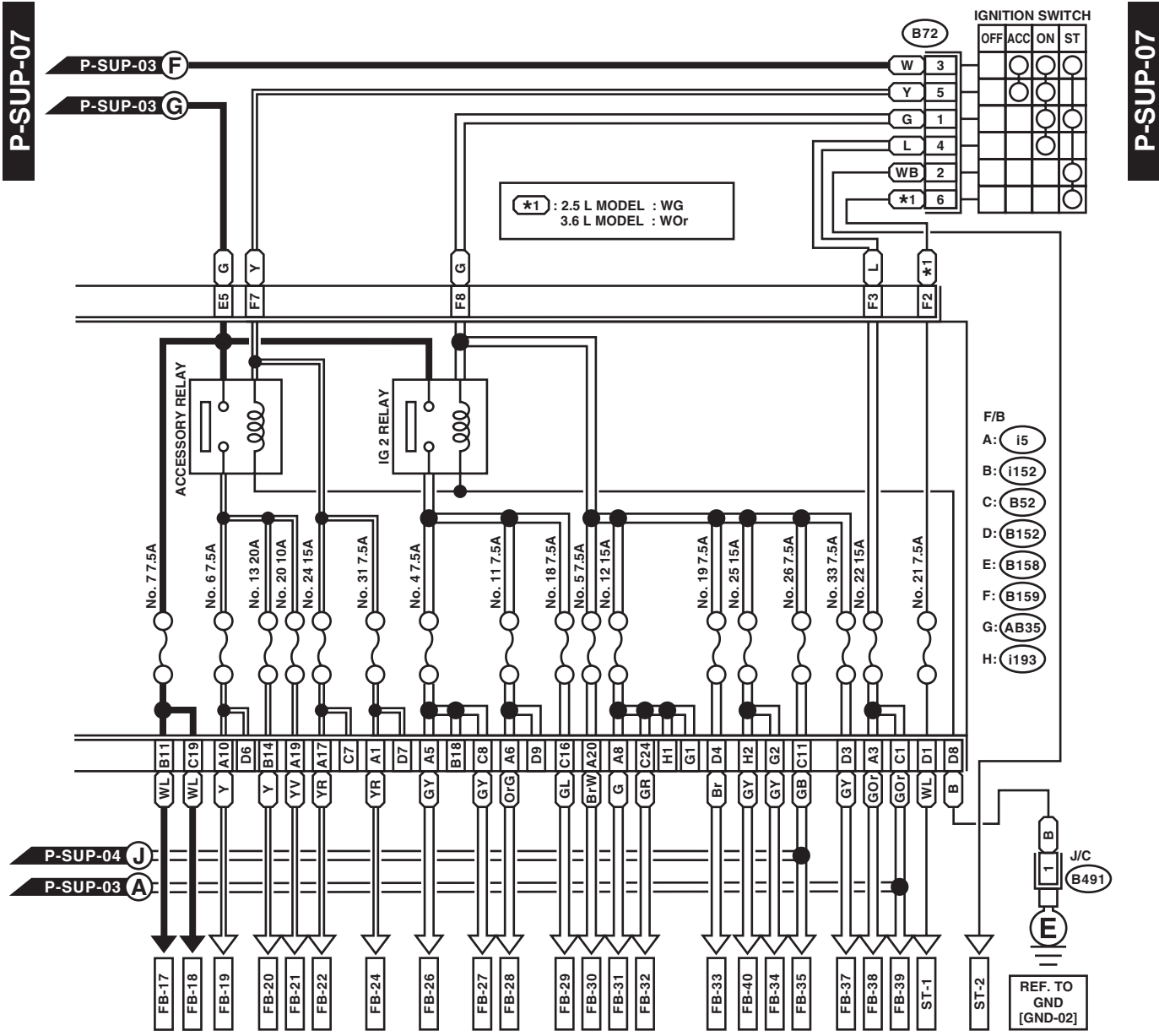
WIRING SYSTEM



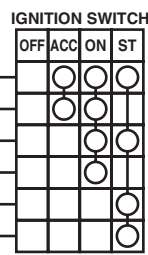
WI-36112

Power Supply Circuit

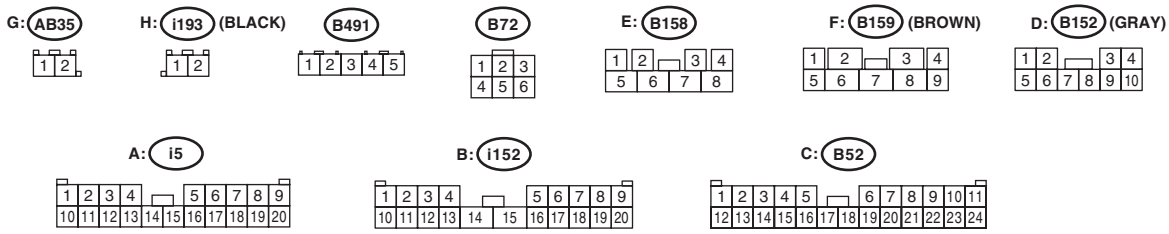
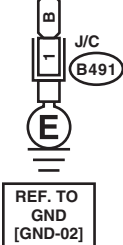
WIRING SYSTEM



*1 : 2.5 L MODEL : WG
3.6 L MODEL : WOR



- F/B
- A: i5
- B: i152
- C: B52
- D: B152
- E: B158
- F: B159
- G: AB35
- H: i193



WI-36113

Power Supply Circuit

WIRING SYSTEM

No.	Load
MB-1	VDC CM
MB-2	VDC CM
MB-3	Audio connector
	Audio
	Audio amplifier
MB-4	Blower motor relay
MB-6	Main fan relay 1
MB-7	Sub fan relay
MB-8	Mirror heater relay
	Rear defogger
MB-9	Body integrated unit
MB-10	Front wiper motor
	Combination switch (wiper)
MB-11	Front washer motor
MB-12	Rear washer motor
MB-13	Front fog light RH
MB-14	Front fog light LH
MB-15	Body integrated unit
MB-17	Body integrated unit
MB-18	Sunroof motor assembly
MB-19	EPB CM
MB-20	Power seat LH
	Power seat RH
	Power seat (with seat position memory)
MB-22	Front combination light LH (clearance light)
	Front combination light RH (clearance light)
	F/B
MB-23	Satellite switch illumination
	Stereo camera cover (with EyeSight)
	Steering switch illumination
	AT select lever illumination
	Illumination control switch
	Remote control mirror switch
	Lower cover switch
	Glove box light
	Hill hold switch
	Audio
	Navigation unit
	Seat heater switch (power seat)
	Shower light
	A/C control panel
	EPB control switch
MB-24	Body integrated unit
	Daytime running light relay
MB-25	Body integrated unit
MB-26	Front combination light RH (headlight)
MB-27	Front combination light LH (headlight)
MB-28	Body integrated unit
MB-29	Front combination light RH (headlight)
MB-30	Front combination light LH (headlight)

No.	Load
MB-31	Body integrated unit
MB-32	Horn
MB-33	Horn
MB-34	Body integrated unit
	Horn switch
MB-35	Main fan relay
MB-36	Body integrated unit
	Key warning switch
	Turn signal and hazard unit
MB-37	Main relay
MB-38	A/F, oxygen sensor relay
MB-39	IG relay
MB-40	Electronic throttle control relay
MB-41	Fuel pump relay
MB-42	ECM
	Data link connector
MB-43	TCM
MB-44	Self shut relay
	TCM
MB-46	Stereo camera
ST-1	Inhibitor relay
	Starter relay
	Clutch stroke sensor (clutch start switch)
ST-2	Starter relay
FB-1	Trailer connector
FB-2	Stop light and brake switch
	Stop light register
	Brake relay
FB-3	Seat heater relay
FB-5	Power window main switch
FB-7	Power window circuit breaker
FB-8	Front power window sub-switch
FB-9	Wiper deicer relay
FB-10	Mirror heater relay
FB-13	Rear power window sub-switch LH
FB-14	Rear power window sub-switch RH
FB-15	Body integrated unit
FB-16	Rear wiper motor
	Combination meter
	Body integrated unit
	Impact sensor
	EPB control switch
FB-18	A/C CM
FB-18	Security CM
FB-19	Remote control mirror switch
	Seat heater relay
	Rearview mirror (without home link)
FB-20	Rear accessory power supply socket
FB-21	Front accessory power supply socket

Power Supply Circuit

WIRING SYSTEM

No.	Load
FB-22	Audio connector
	Audio
	Navigation unit
FB-24	Body integrated unit
	A/C control panel
	A/C CM
FB-26	Impact sensor
	Wiper deicer relay
	A/C control panel
	Sunroof motor assembly
	TPMS & keyless entry CM
	Stereo camera
	Power seat (with seat position memory)
	Rearview mirror (with home link)
FB-27	Data link connector
	Stop light and brake switch
	Clutch switch
FB-28	Turn signal and hazard unit
FB-29	Inhibitor switch
	Back-up light switch
	Back-up light relay
FB-30	Combination meter
	Clock
FB-31	A/C CM
	Body integrated unit
FB-32	TCM
	ECM
	Fuel pump relay
FB-33	Hill hold switch
	EPB CM
FB-34	Airbag CM
FB-35	Main fan relay 1 (2.5 L model)
	Main fan relay 2 (2.5 L model)
	Main fan relay (3.6 L model)
FB-37	VDC CM
	Steering angle sensor
FB-38	Blower motor relay
	Intake door actuator
FB-39	Sub fan relay
FB-40	Occupant detection control module

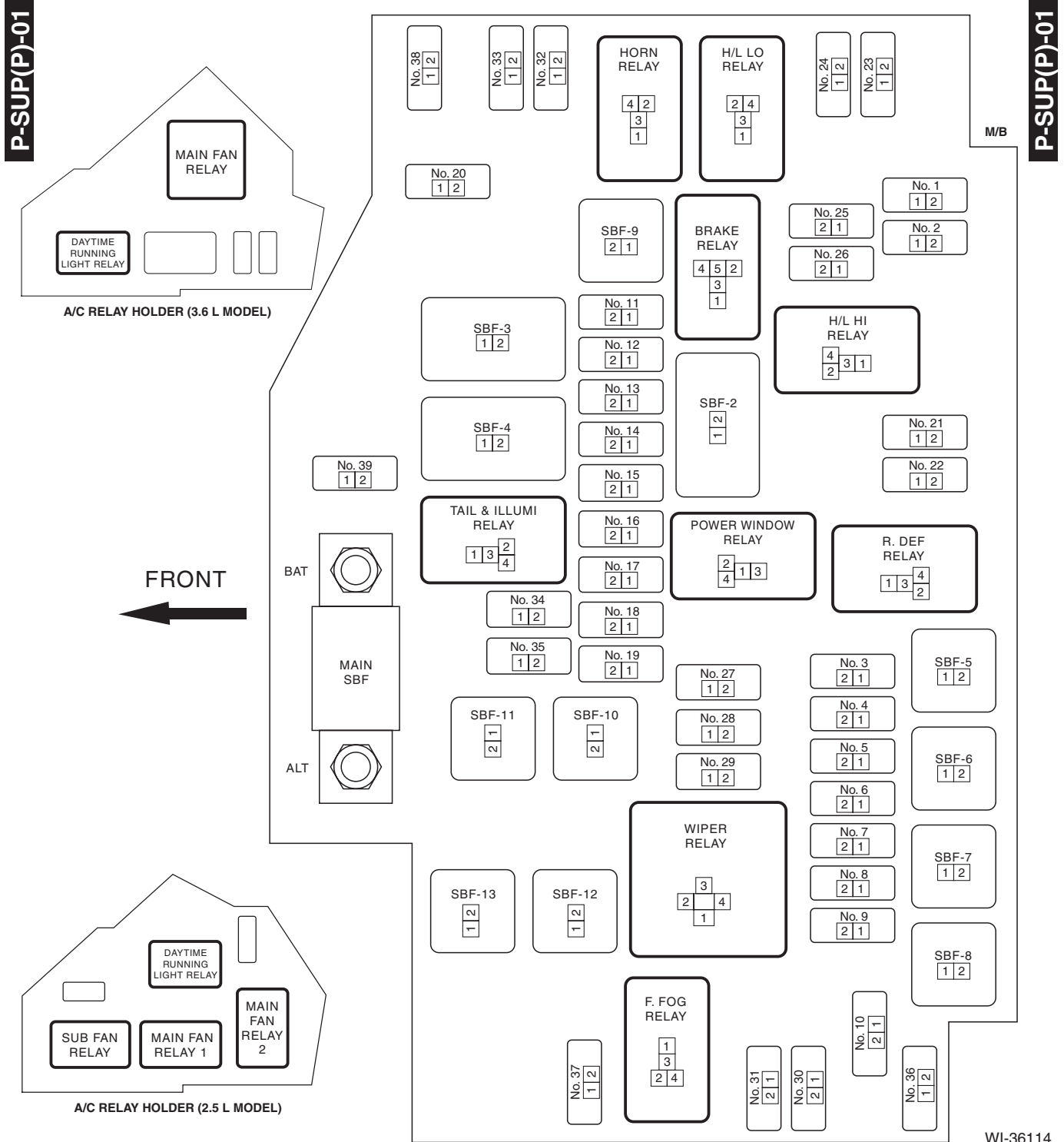
No.	Load
FB-41	Audio connector
	Audio
	Body integrated unit
	Clock
	Puddle light LH
	Puddle light RH
	Room light
	Spot map light (without EyeSight)
	Stereo camera cover (with EyeSight)
	Vanity mirror light LH
	Vanity mirror light RH
	Trunk room light
	Luggage room light
	Door step light LH
	Door step light RH
FB-42	Keyless entry CM
	TPMS & keyless entry CM
	Rearview mirror (with home link)
	Navigation unit

Power Supply Circuit

WIRING SYSTEM

2. WITH PUSH BUTTON START

- Engine room side

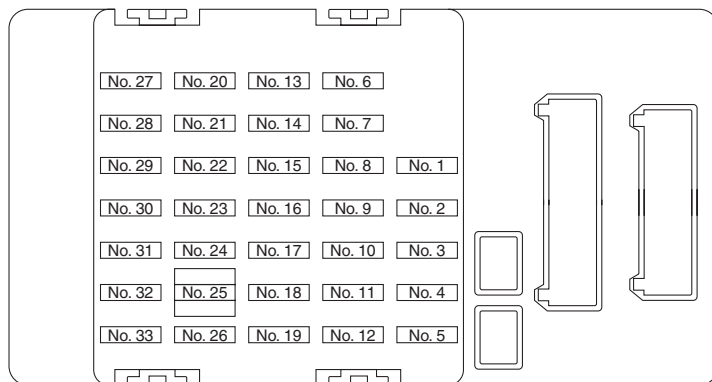


• Passenger room side

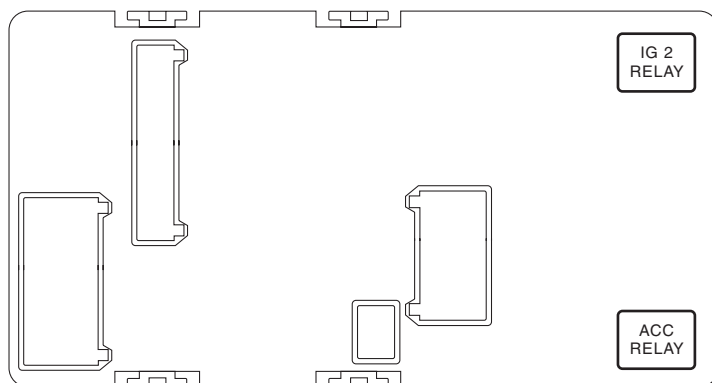
P-SUP(P)-02

P-SUP(P)-02

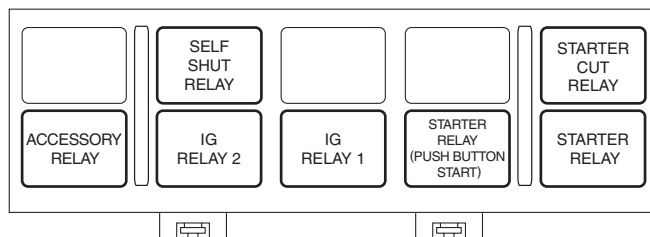
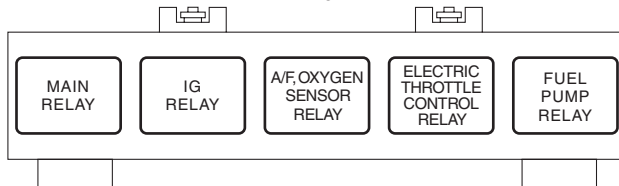
F/B FRONT SIDE



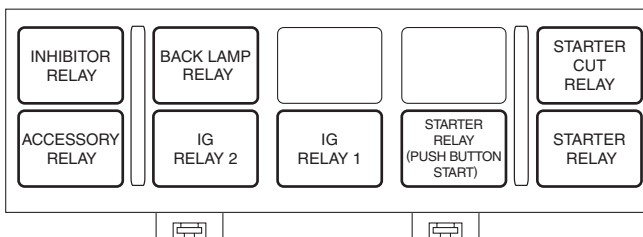
F/B BACK SIDE



RELAY HOLDER



RELAY HOLDER (2.5 L MODEL)

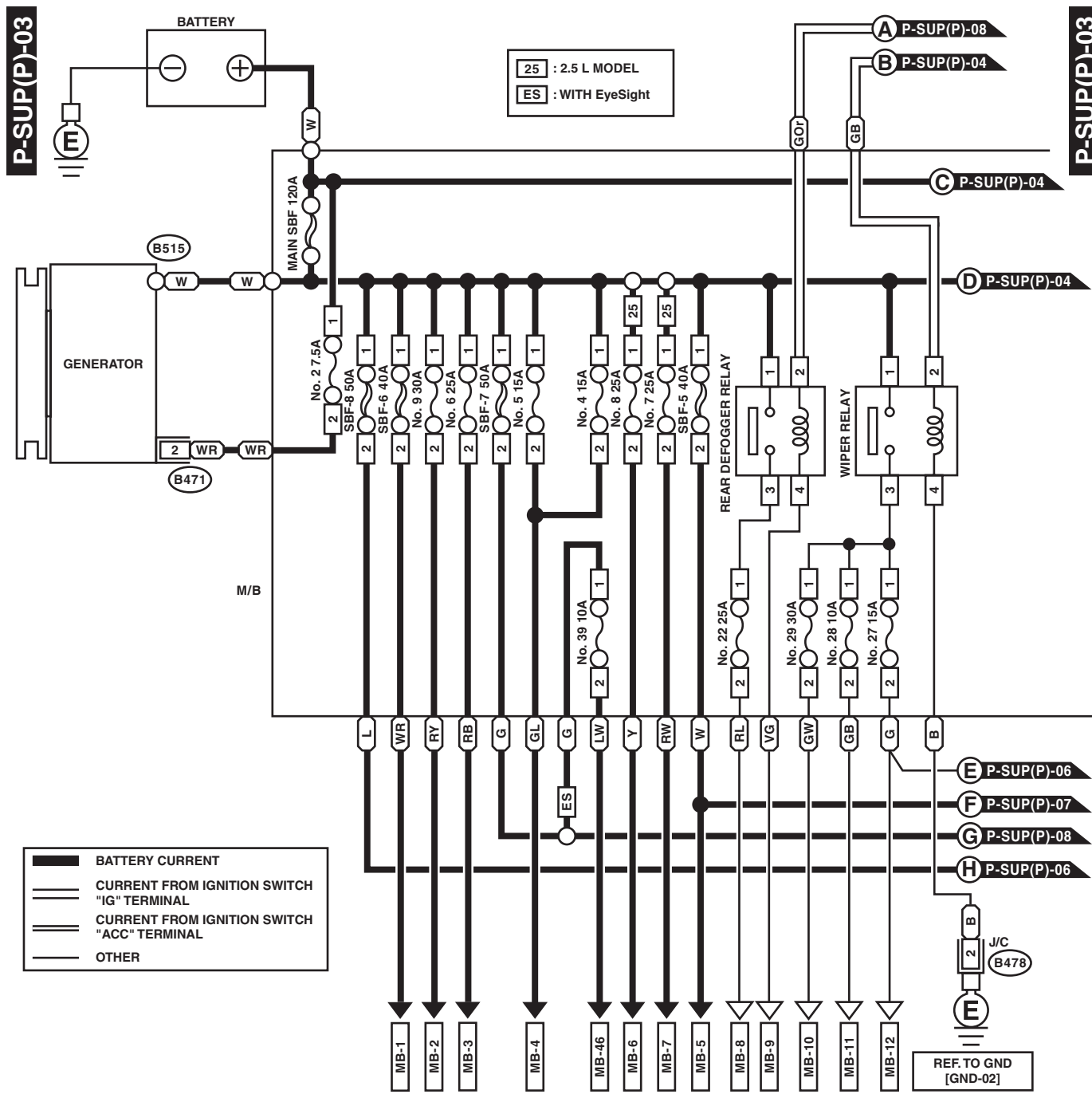


RELAY HOLDER (3.6 L MODEL)

WI-36115

Power Supply Circuit

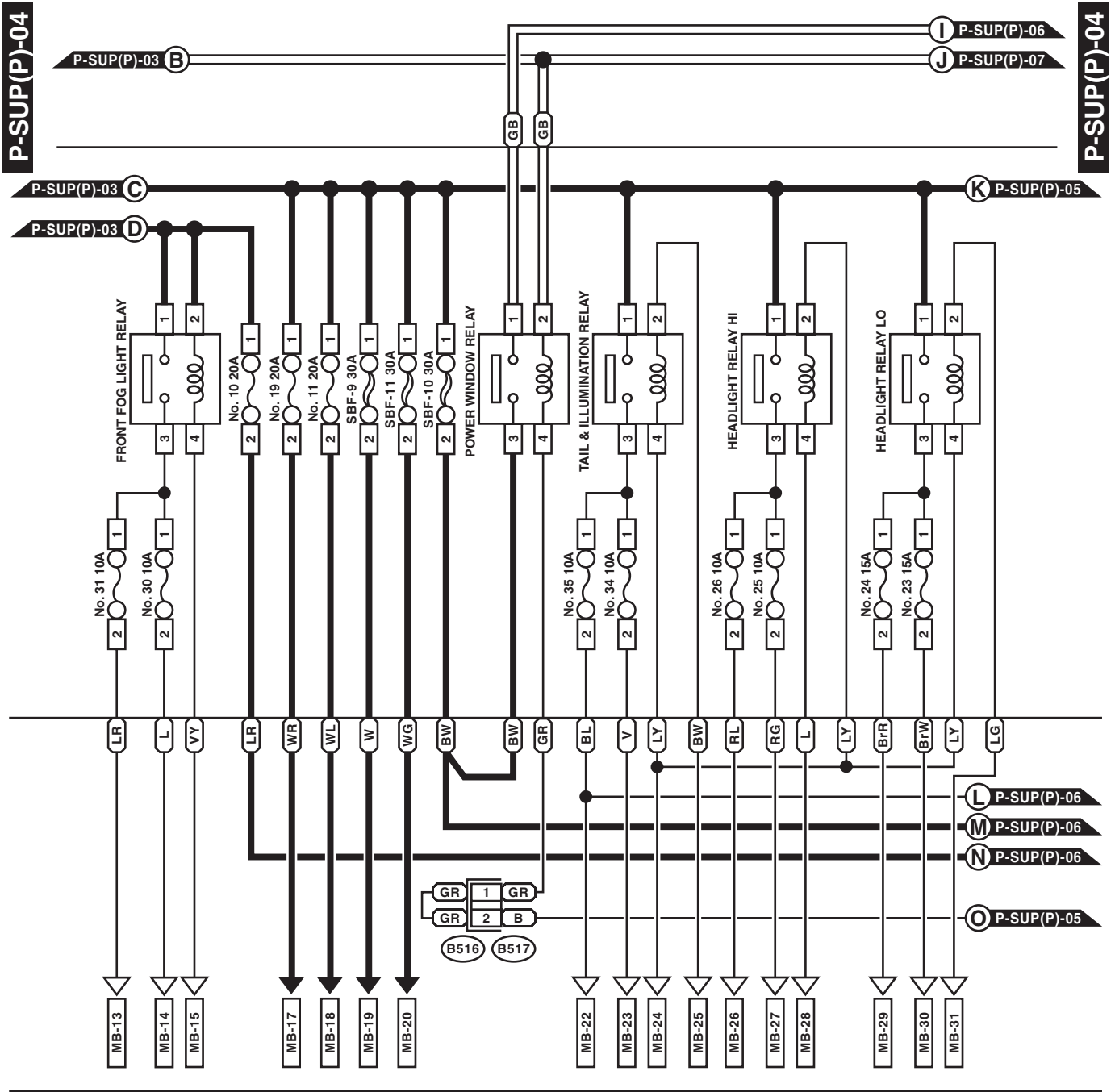
WIRING SYSTEM



WI-36116

Power Supply Circuit

WIRING SYSTEM



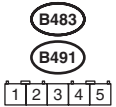
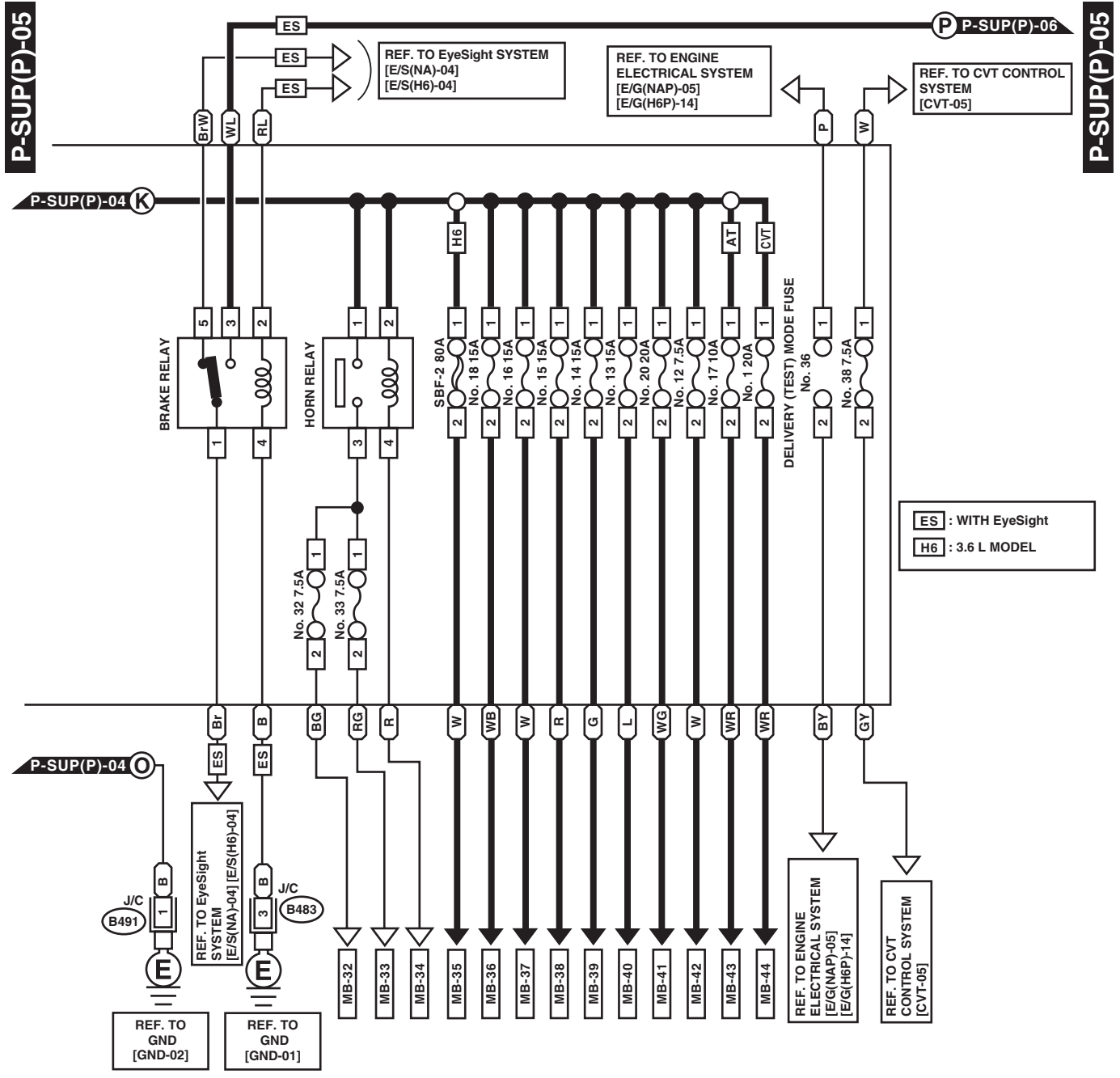
(B517)



WI-36117

Power Supply Circuit

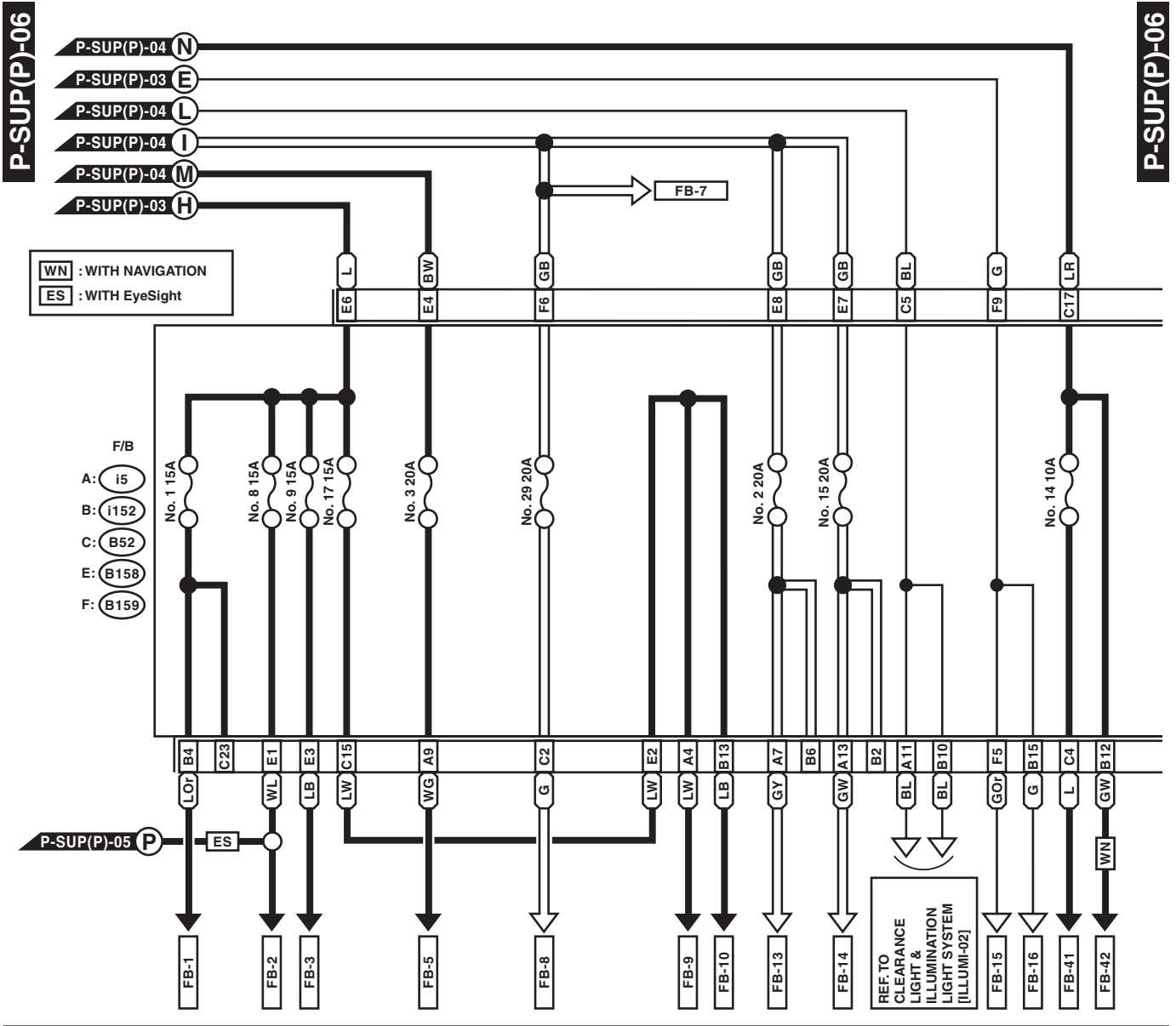
WIRING SYSTEM



WI-36118

Power Supply Circuit

WIRING SYSTEM

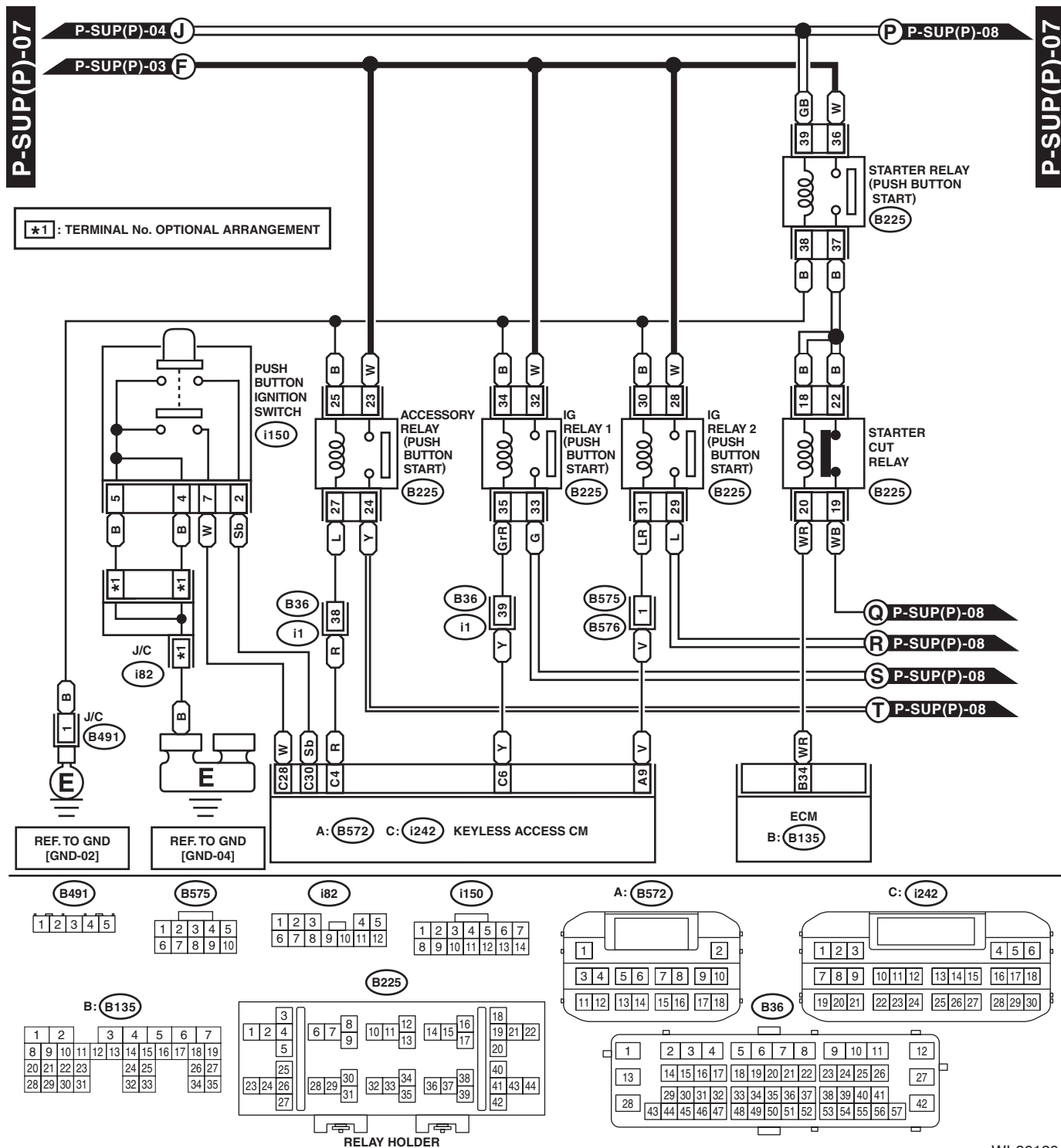


E: B158				F: B159 (BROWN)				A: i5									B: i152													
1	2	3	4	1	2	3	4	1	2	3	4	5	6	7	8	9	1	2	3	4	5	6	7	8	9					
5	6	7	8	5	6	7	8	9	10	11	12	13	14	15	16	17	18	19	20	10	11	12	13	14	15	16	17	18	19	20
C: B52																														
1	2	3	4	5	6	7	8	9	10	11																				
12	13	14	15	16	17	18	19	20	21	22	23	24																		

WI-36119

Power Supply Circuit

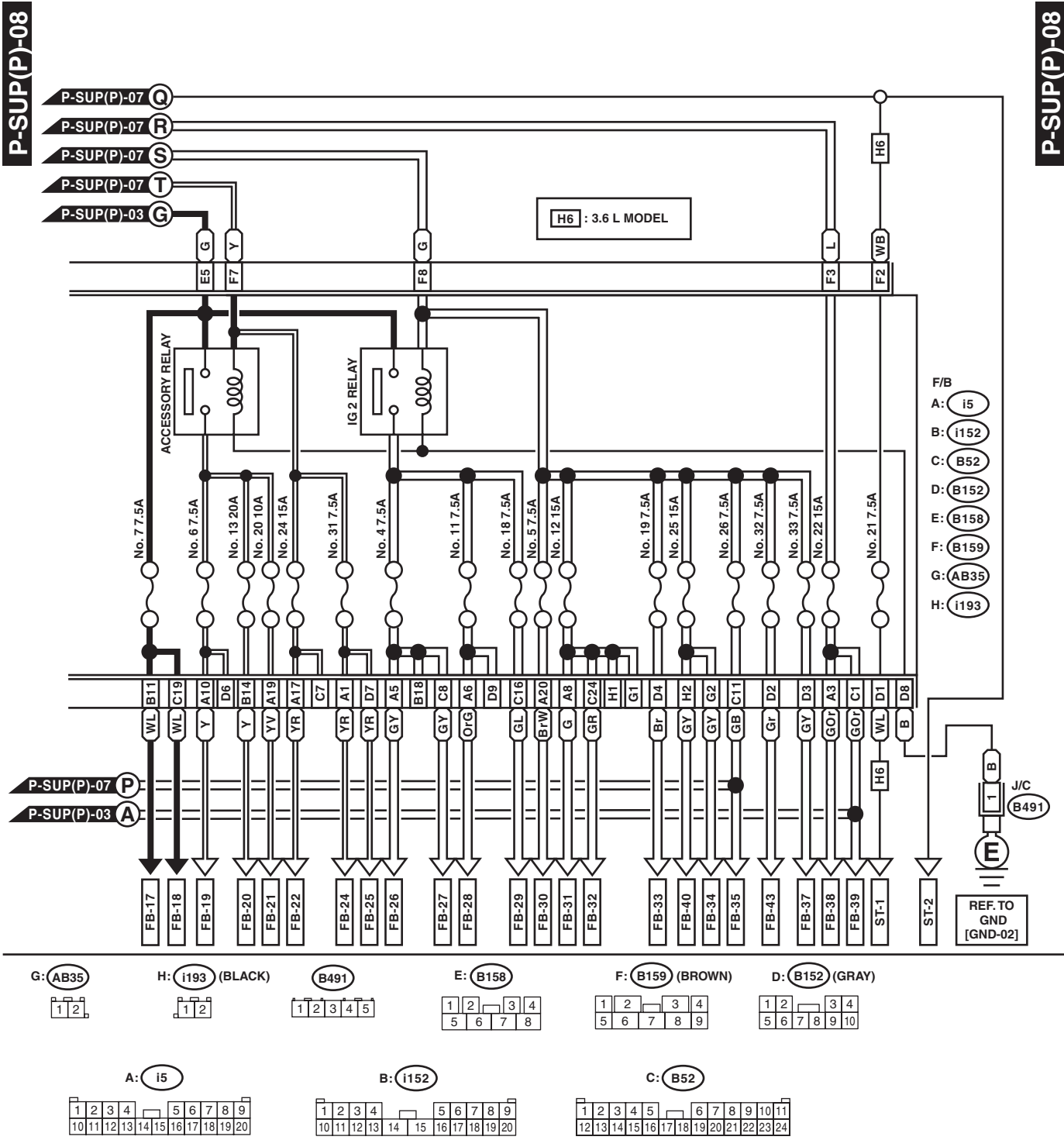
WIRING SYSTEM



WI-36120

Power Supply Circuit

WIRING SYSTEM



WI-36121

Power Supply Circuit

WIRING SYSTEM

No.	Load
MB-1	VDC CM
MB-2	VDC CM
MB-3	Audio connector
	Audio
	Audio amplifier
MB-4	Blower motor relay
MB-5	IG relay 2 (push button start)
	IG relay 1 (push button start)
	Accessory relay (push button start)
MB-6	Main fan relay 1
MB-7	Sub fan relay
MB-8	Mirror heater relay
	Rear defogger
MB-9	Body integrated unit
MB-10	Front wiper motor
	Combination switch (wiper)
MB-11	Front washer motor
MB-12	Rear washer motor
MB-13	Front fog light RH
MB-14	Front fog light LH
MB-15	Body integrated unit
MB-17	Body integrated unit
MB-18	Sunroof motor assembly
MB-19	EPB CM
MB-20	Power seat LH
	Power seat RH
	Power seat (with seat position memory)
MB-22	Front combination light LH (clearance light)
	Front combination light RH (clearance light)
	F/B
MB-23	Satellite switch illumination
	Stereo camera cover (with EyeSight)
	Steering switch illumination
	AT select lever illumination
	Illumination control switch
	Remote control mirror switch
	Lower cover switch
	Glove box light
	Hill hold switch
	Audio
	Navigation unit
	Seat heater switch (power seat)
	Shower light
	A/C control panel
	EPB control switch
MB-24	Body integrated unit
	Daytime running light relay
MB-25	Body integrated unit
MB-26	Front combination light RH (headlight)
MB-27	Front combination light LH (headlight)

No.	Load
MB-28	Body integrated unit
MB-29	Front combination light RH (headlight)
MB-30	Front combination light LH (headlight)
MB-31	Body integrated unit
MB-32	Horn
MB-33	Horn
MB-34	Body integrated unit
	Horn switch
MB-35	Main fan relay
MB-36	Body integrated unit
	Turn signal and hazard unit
MB-37	Main relay
MB-38	A/F, oxygen sensor relay
MB-39	IG relay
MB-40	Electronic throttle control relay
MB-41	Fuel pump relay
MB-42	ECM
	Data link connector
MB-43	TCM
MB-44	Self shut relay
	TCM
MB-46	Stereo camera
ST-1	Inhibitor relay
ST-2	Starter relay
FB-1	Trailer connector
FB-2	Stop light and brake switch
	Stop light register
	Brake relay
FB-3	Seat heater relay
FB-5	Power window main switch
FB-7	Power window circuit breaker
FB-8	Front power window sub-switch
FB-9	Wiper deicer relay
FB-10	Mirror heater relay
FB-13	Rear power window sub-switch LH
FB-14	Rear power window sub-switch RH
FB-15	Body integrated unit
FB-16	Rear wiper motor
FB-17	Combination meter
	Body integrated unit
	Impact sensor
	EPB control switch
	A/C CM
FB-18	Keyless access CM
	Steering lock CM
FB-19	Remote control mirror switch
	Seat heater relay
	Rearview mirror (without home link)
FB-20	Rear accessory power supply socket
FB-21	Front accessory power supply socket

Power Supply Circuit

WIRING SYSTEM

No.	Load
FB-22	Audio connector
	Audio
	Navigation unit
FB-24	Body integrated unit
	A/C control panel
	A/C CM
FB-25	Body integrated unit
FB-26	Impact sensor
	Wiper deicer relay
	A/C control panel
	Sunroof motor assembly
	TPMS & keyless entry CM
	Stereo camera
	Power seat (with seat position memory)
	Rearview mirror (with home link)
	TPMS CM
	FB-27
Stop light and brake switch	
Remote engine start CM	
FB-28	Turn signal and hazard unit
FB-29	Inhibitor switch
	Back-up light relay
FB-30	Combination meter
	Clock
FB-31	A/C CM
	Body integrated unit
	Keyless access CM
FB-32	TCM
	ECM
	Fuel pump relay
FB-33	Hill hold switch
	EPB CM
FB-34	Airbag CM
FB-35	Main fan relay 1 (2.5 L model)
	Main fan relay 2 (2.5 L model)
	Main fan relay (3.6 L model)
FB-37	VDC CM
	Steering angle sensor
FB-38	Blower motor relay
	Intake door actuator
FB-39	Sub fan relay
FB-40	Occupant detection control module

No.	Load
FB-41	Audio connector
	Audio
	Body integrated unit
	Clock
	Puddle light LH
	Puddle light RH
	Room light
	Spot map light (without EyeSight)
	Stereo camera cover (with EyeSight)
	Vanity mirror light LH
	Vanity mirror light RH
	Trunk room light
	Luggage room light
	Door step light LH
	Door step light RH
	Oscillator LH
Oscillator RH	
FB-42	TPMS & keyless entry CM
	TPMS CM
FB-43	Rearview mirror (with home link)
	Remote engine start CM
FB-42	Navigation unit
FB-43	Steering lock CM