

3. General Description

A: CAUTION

1. SRS AIRBAG SYSTEM

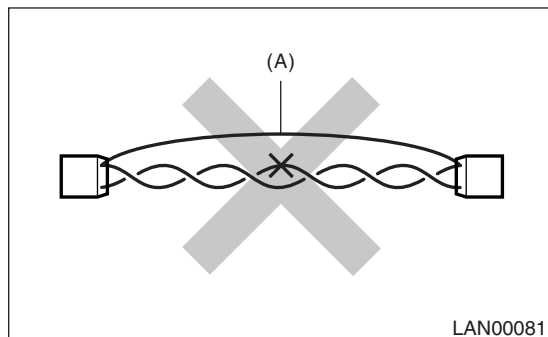
Airbag system wiring harness is routed near the body integrated unit and twisted pair line.

CAUTION:

- Do not use electric test equipment on any wiring harnesses in the airbag system.
- Be careful not to damage the airbag system wiring harness when servicing the body integrated unit and LAN system.
- Refer to “Airbag System” when disconnecting the airbag system connector. <Ref. to AB-4, CAUTION, General Description.>

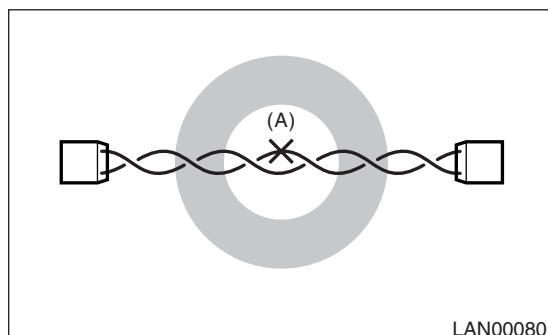
2. LAN SYSTEM

- Bus line of LAN system is twisted pair line. Be careful not to bypass or partly unbind the twisted pair line.
- Do not make clearance between bus lines (CAN High, CAN Low).
- Difference of bus line length should be within 10 cm (3.94 in).
- Fray near the connector should be within 8 cm (3.14 in).



(A) Bypass wire connection

- If the characteristics of the twisted pair line are changed, it may extremely weaken against noise.
- When repairing the harness, connect the wires using soldering and protect it with insulating tape etc.



(A) Soldering and protection with insulating tape

B: INSPECTION

Before performing diagnostics, check the following item which might affect body integrated unit malfunctions.

- 1) Measure the battery voltage and check electrolyte.

Standard voltage: 12 V or more

Specific gravity: Above 1.260

- 2) Check the fuse condition.

Make sure that ampere of the fuse is setting value, and it is not blown out.

- 3) Check the connecting condition of harness and harness connector.

- 4) Confirm settings of body integrated unit are corresponded to vehicle equipment. <Ref. to LAN(diag)-19, REGISTRATION BODY INTEGRATED UNIT (EQUIPMENT SETTING), OPERATION, Subaru Select Monitor.>

- 5) Confirm setting are corresponded to vehicle equipment by function setting (ECM customizing) of body integrated unit. <Ref. to LAN(diag)-21, FUNCTION SETTING (ECM CUSTOMIZING), OPERATION, Subaru Select Monitor.>

- 6) Confirm “Factory initial setting” of body integrated unit registrations is “Market”.

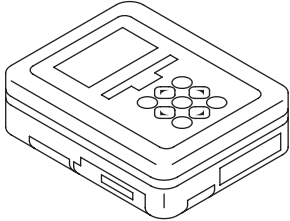
- 7) Confirm key illumination does not blink with ignition switch turned to ON.

General Description

LAN SYSTEM (DIAGNOSTICS)

C: PREPARATION TOOL

1. SPECIAL TOOL

ILLUSTRATION	TOOL NUMBER	DESCRIPTION	REMARKS
 ST1B020XU0	1B020XU0	SUBARU SELECT MONITOR KIT	Used for troubleshooting the electrical system.

2. GENERAL TOOL

TOOL NAME	REMARKS
Circuit tester	Used for measuring resistance, voltage and current.