

Second Seat belt

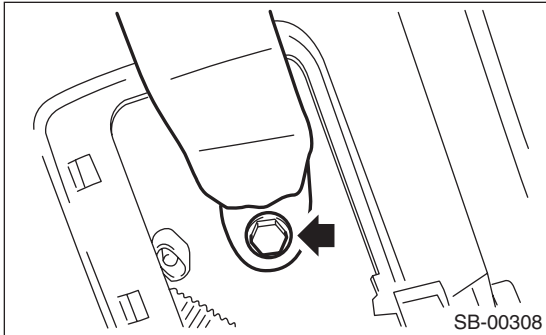
SEAT BELT SYSTEM

6. Second Seat belt

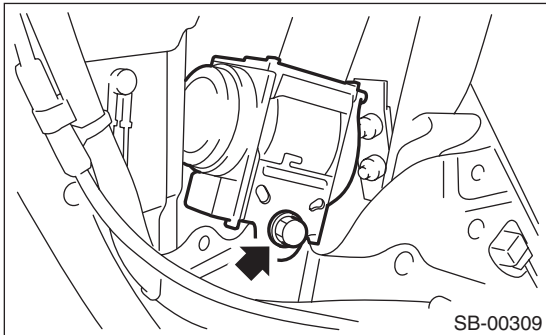
A: REMOVAL

1. OUTER SEAT BELT RH ASSEMBLY AND LH ASSEMBLY

- 1) Remove the second-row seats. <Ref. to SE-13, LH&CTR SEAT, REMOVAL, Second-Row Seats.>
- 2) Remove the third-row seats. <Ref. to SE-18, REMOVAL, Third-Row Seats.>
- 3) Remove the rear quarter trim. <Ref. to EI-45, REMOVAL, Rear Quarter Trim.>
- 4) Remove the lower anchor bolt.

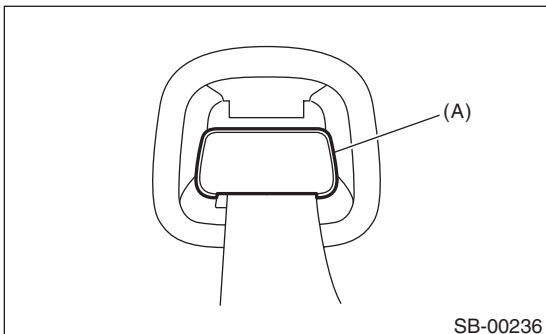


- 5) Remove the bolt to remove outer seat belt retractor.

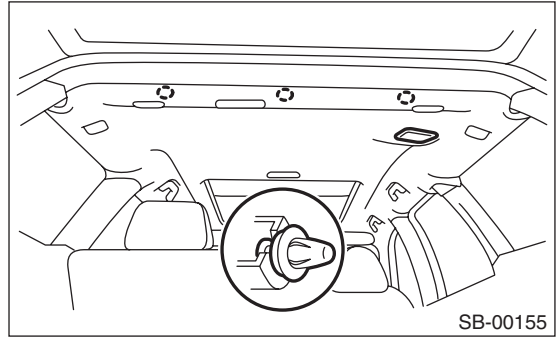


2. SHOULDER SEAT BELT CENTER ASSEMBLY

- 1) Remove the rear quarter trim. <Ref. to EI-45, REMOVAL, Rear Quarter Trim.>
- 2) Remove the cover (A) from roof trim, and then insert it to the inside of roof trim.



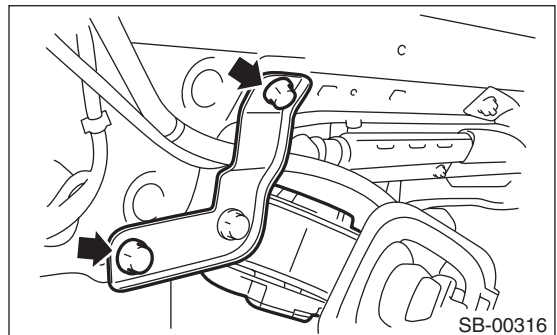
- 3) Remove the clips, and then lower the roof trim end.



CAUTION:


When removing the roof trim clip, do not pull the roof trim end backward with excessive force, otherwise roof trim may be damaged.

- 4) Remove the bolt to remove the seat belt retractor.



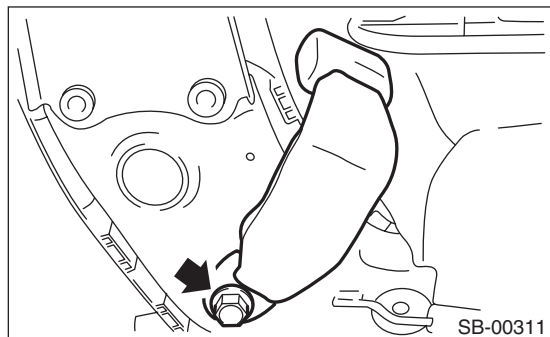
3. INNER SEAT BELT RH ASSEMBLY

- 1) Remove the RH second-row seat assembly. <Ref. to SE-13, LH&CTR SEAT, REMOVAL, Second-Row Seats.>
- 2) Remove the LH hinge outer cover.
- 3) Remove the bolt, and then detach the inner belt assembly.



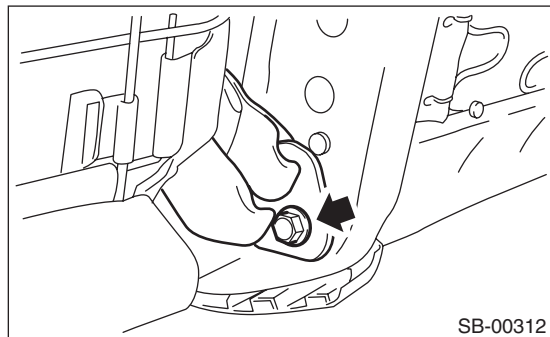
4. SHOULDER SEAT BELT CENTER BUCKLE

- 1) Remove the LH second-row seat assembly.
<Ref. to SE-13, LH&CTR SEAT, REMOVAL, Second-Row Seats.>
- 2) Remove the RH hinge outer cover.
- 3) Remove the bolt, and then remove the shoulder seat belt center buckle.



5. INNER SEAT BELT LH ASSEMBLY

- 1) Remove the LH second-row seat assembly.
<Ref. to SE-13, LH&CTR SEAT, REMOVAL, Second-Row Seats.>
- 2) Remove the bolt from the back of the seat cushion, and then detach the inner belt assembly.



B: INSTALLATION

Install in the reverse order of removal.

CAUTION:

When installing, be careful of the routing of the seatbelt, and make sure that the belt is not twisted.

C: INSPECTION

Check for the following, and replace with new parts if necessary.

- Seat belt is slackened, bent or worn. Seat belt is abnormally wound or extended.
- Inner belt is deformed or damaged.
- Seat belt buckle cannot be engaged properly.