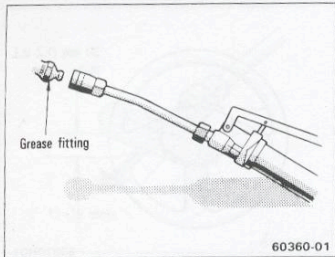


Lubricating the propeller shafts

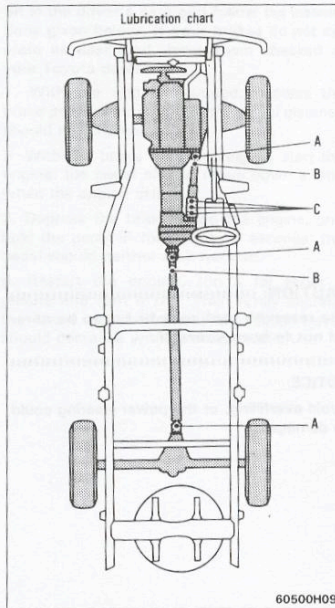


60360-01

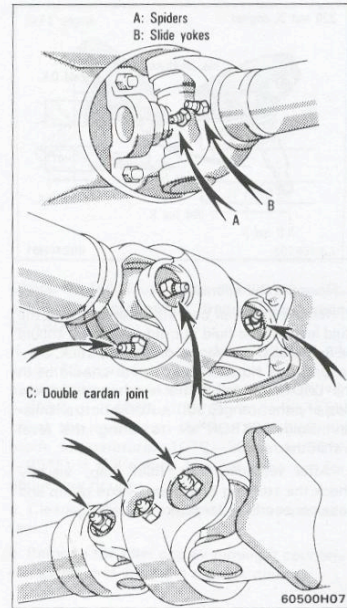
Wipe off each grease fitting. With a grease gun, pump chassis grease into each fitting until it begins to flow from the grease outlet or from around the oil seal. Remove the grease gun.

Recommended grease:

- Spiders and slide yokes
 - Lithium base chassis grease, NLGI No. 2
- Double cardan joint
 - Molybdenum-disulfide lithium base chassis grease, NLGI No. 2



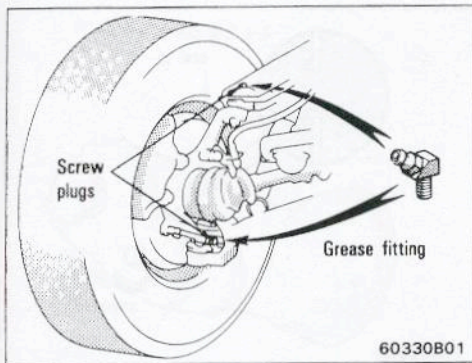
60500H09



60500H07

128

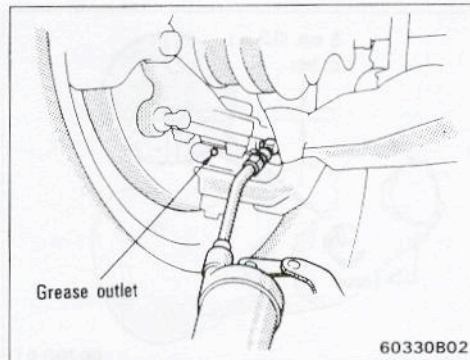
Lubricating the ball joints



60330B01

1. Remove the screw plug and temporarily screw on a standard grease fitting.

Be sure to save the screw plugs for reinstallation.



60330B02

2. With a grease gun, pump molybdenum-disulfide lithium base chassis grease (NLGI No. 1 or 2) into the fitting until it begins to flow from the grease outlet in the rubber dust boot. Remove the grease fitting and reinstall the screw plug.

If the dust boots should be broken, have them replaced by your Toyota dealer.