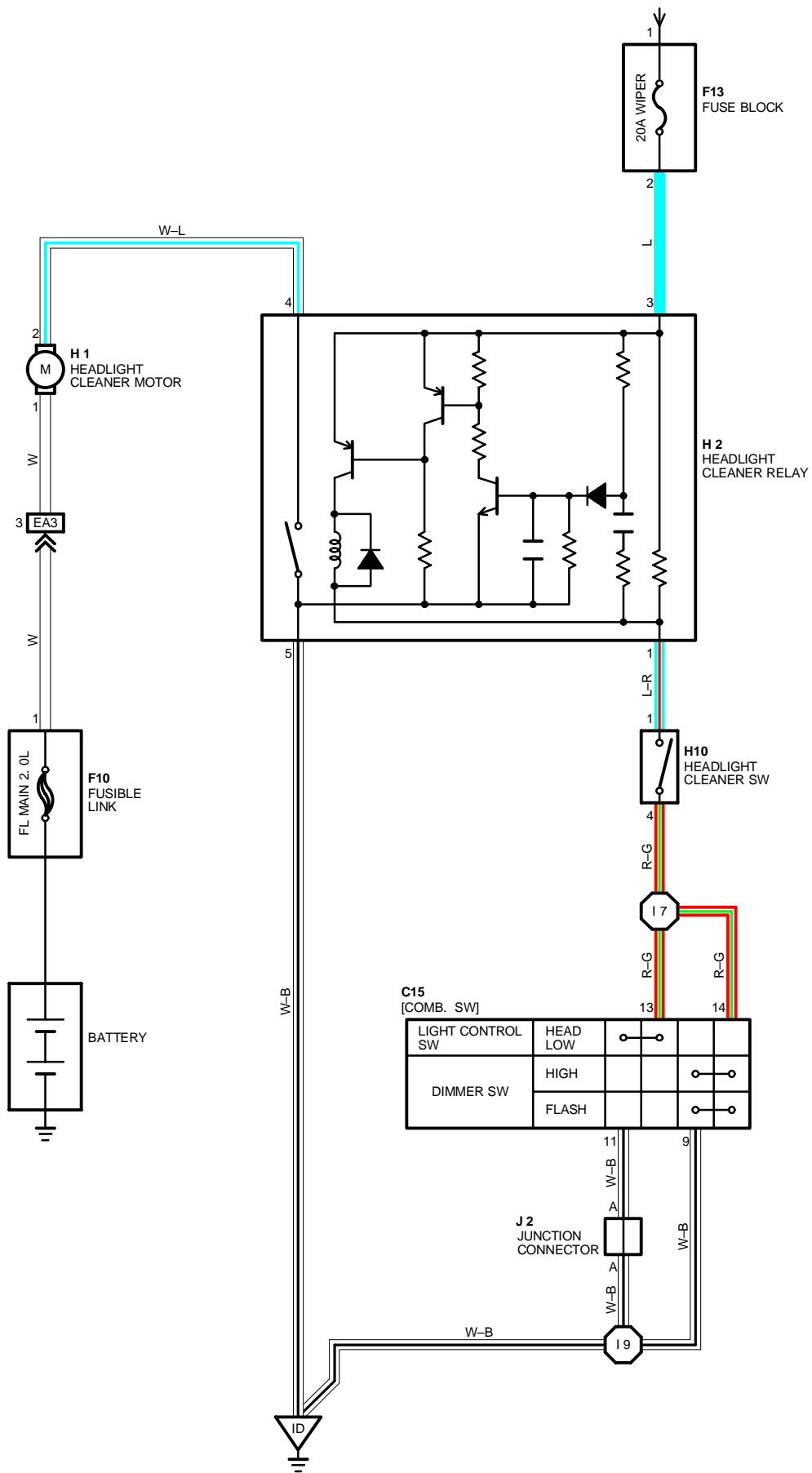


HEADLIGHT CLEANER

FROM POWER SOURCE SYSTEM (SEE PAGE 40)



SERVICE HINTS

H 2 HEADLIGHT CLEANER RELAY

5-4: CLOSED WITH LIGHT CONTROL SW AT **HEAD** POSITION AND HEADLIGHT CLEANER SW ON
 CLOSED WITH DIMMER SW AT **FLASH** POSITION AND HEADLIGHT CLEANER SW ON

○ : PARTS LOCATION

CODE	SEE PAGE	CODE	SEE PAGE	CODE	SEE PAGE
C15	20	H 1	19	J 2	20
F10	19	H 2	19		
F13	20	H10	20		

□ : CONNECTOR JOINING WIRE HARNESS AND WIRE HARNESS

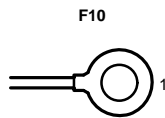
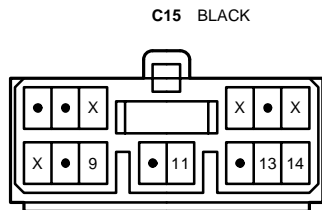
CODE	SEE PAGE	JOINING WIRE HARNESS AND WIRE HARNESS (CONNECTOR LOCATION)
EA3	22	COWL WIRE AND ENGINE ROOM MAIN WIRE (LEFT FENDER)

▽ : GROUND POINTS

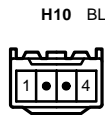
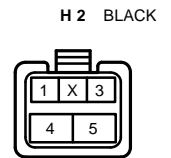
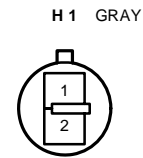
CODE	SEE PAGE	GROUND POINTS LOCATION
ID	24	LEFT KICK PANEL

○ : SPLICE POINTS

CODE	SEE PAGE	WIRE HARNESS WITH SPLICE POINTS	CODE	SEE PAGE	WIRE HARNESS WITH SPLICE POINTS
I 7	24	COWL WIRE	I 9	24	COWL WIRE



F13
 (SEE PAGE 18)



(HINT : SEE PAGE 7)