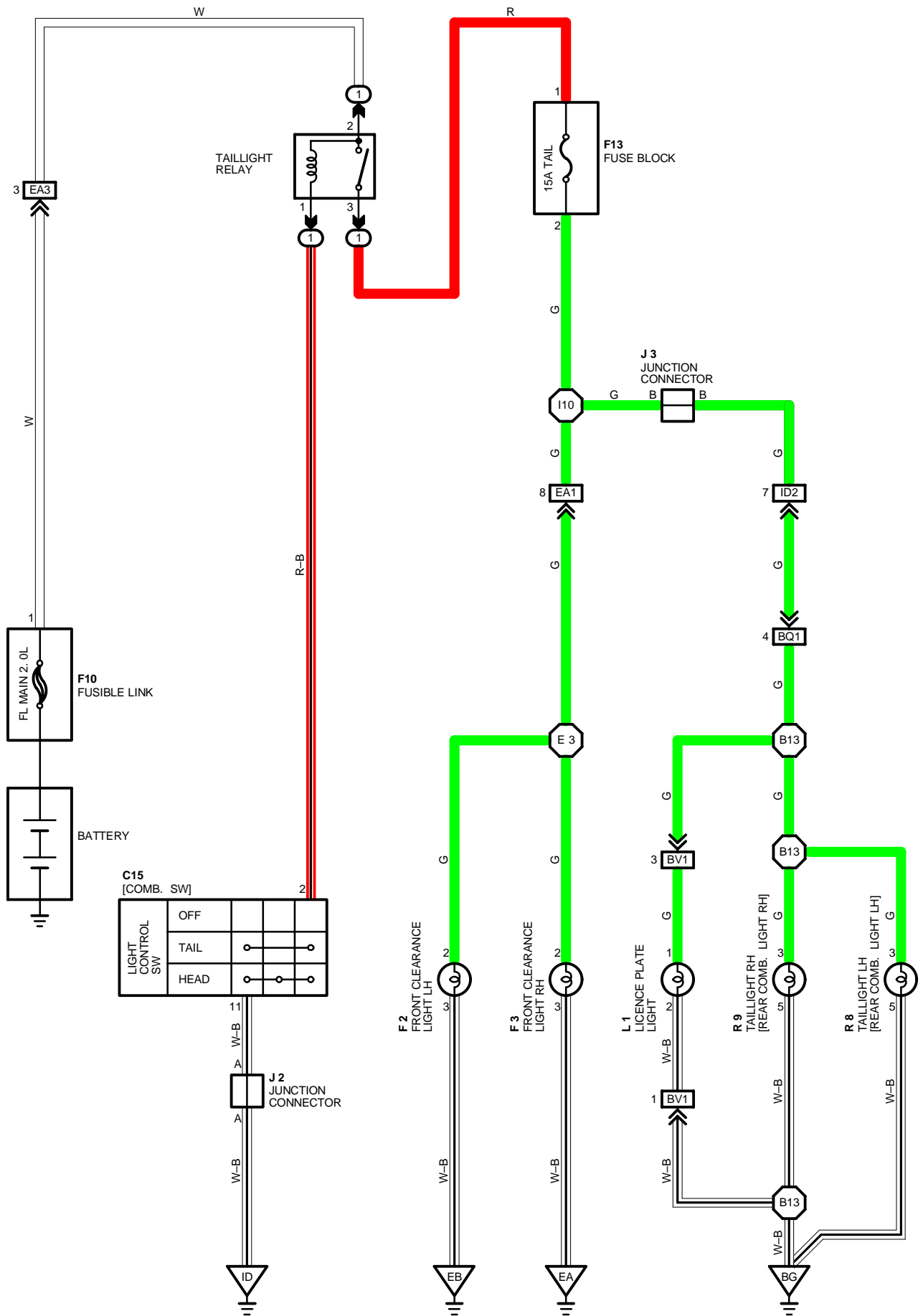


# TAILLIGHT



## SERVICE HINTS

### TAILLIGHT RELAY

(1) 2- (1) 3: CLOSED WITH LIGHT CONTROL SW AT TAIL OR HEAD POSITION

### ○ : PARTS LOCATION

CODE	SEE PAGE	CODE	SEE PAGE	CODE	SEE PAGE
C15	20	F13	20	R 8	21
F 2	19	J 2	20	R 9	21
F 3	19	J 3	20		
F10	19	L 1	21		

### ○ : RELAY BLOCKS

CODE	SEE PAGE	RELAY BLOCKS (RELAY BLOCK LOCATION)
1	18	R/B NO. 1 (LEFT KICK PANEL)

### □ : CONNECTOR JOINING WIRE HARNESS AND WIRE HARNESS

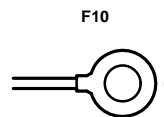
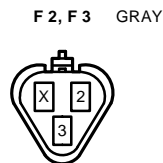
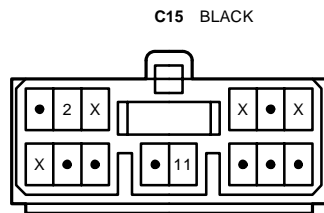
CODE	SEE PAGE	JOINING WIRE HARNESS AND WIRE HARNESS (CONNECTOR LOCATION)
EA1	22	COWL WIRE AND ENGINE ROOM MAIN WIRE (LEFT FENDER)
EA3		
ID2	24	COWL WIRE AND FLOOR NO. 1 WIRE (LEFT KICK PANEL)
BQ1	26	FLOOR NO. 3 WIRE AND FLOOR NO. 1 WIRE (LEFT QUARTER PANEL INNER)
BV1	28	LUGGAGE ROOM NO. 3 WIRE AND FLOOR NO. 3 WIRE (UNDER THE LOWER BACK PANEL)

### ▽ : GROUND POINTS

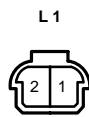
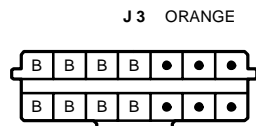
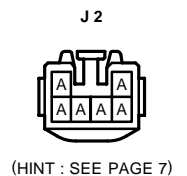
CODE	SEE PAGE	GROUND POINTS LOCATION
EA	22	FRONT SIDE OF RIGHT FENDER
EB	22	FRONT SIDE OF LEFT FENDER
ID	24	LEFT KICK PANEL
BG	26	LOWER BACK PANEL CENTER

### ○ : SPLICE POINTS

CODE	SEE PAGE	WIRE HARNESS WITH SPLICE POINTS	CODE	SEE PAGE	WIRE HARNESS WITH SPLICE POINTS
E 3	22	ENGINE ROOM MAIN WIRE	B13	28	FLOOR NO. 3 WIRE
I10	24	COWL WIRE			



F13  
(SEE PAGE 18)



(HINT : SEE PAGE 7)