

Engine & Cooling	Fuel	Ignition	Electrical	Running gear	Torque settings	Capacities	Notes & Illustrations
------------------	------	----------	------------	--------------	-----------------	------------	-----------------------



Automotive Technical DATA BOOK

Click on one of the buttons above to view data for this car. To return to this screen and make another choice, click anywhere on the data screen.

MENU

HELP

Engine and cooling system Bluebird ZX Turbo (T12/72) 1986 to 1990

Type	CA 18ET SOHC	
Capacity (cm ³) / number of cylinders	1809 / 4	
Compression ratio / pressure	bar	8.0 / ≥8.8
Oil pressure	bar	[3.2 to 5.1]
Oil temperature	°C	–
Valve clearance - inlet	mm	0.30 H
Valve clearance - exhaust	mm	0.30 H
Firing order	1-3-4-2	
No 1 cylinder position	TBE	
Thermostat opening temperature	°C	82
Radiator cap pressure	bar	0.78 to 0.98

Fuel system Bluebird ZX Turbo (T12/72) 1986 to 1990

Idle speed - manual [auto]	rpm	650±100
Fast idle speed - manual [auto]	rpm	–
CO @ idle speed [3000 rpm] - see page VI	%	≤2.0
HC @ idle speed [3000 rpm] - see page VI	ppm	≤1200
CO ₂ @ idle speed [3000 rpm] - see page VI	%	–
O ₂ @ idle speed [3000 rpm] - see page VI	%	–
Carburettor / fuel injection	Nissan	
Type / ref	ECCS + Turbo	
Main jet / needle	–	
Injection pressure	bar	2.5
Pump pressure	bar	4.2 to 4.9
Octane rating	RON	97[L]

Ignition system Bluebird ZX Turbo (T12/72) 1986 to 1990

Type	Computerized	
Ignition coil	Hanshin MCC106/107	
Primary resistance	ohms	0.8 to 1.0
Ballast resistor	ohms	–
Voltage - Tmnl 15(+) to earth	V	–
Distributor	Hitachi	
Points gap (air gap)	mm	–
Dwell angle	° (%)	–
Condenser capacity	µF	–
Rotation	Anticlockwise	
Ignition timing - basic [static	° Crankshaft @ rpm	15±1 BTDC @ 650±100
V = Vacuum NV = No Vacuum	NV	
Total ignition advance	° Crankshaft @ rpm	–
	° Crankshaft @ rpm	–
	° Crankshaft @ rpm	–
Centrifugal check.	° Crankshaft @ rpm	Computer control
	° Crankshaft @ rpm	–
	° Crankshaft @ rpm	–
Vacuum range check	mbar	Computer control
Maximum vacuum advance	° Crankshaft	–
Spark plugs	NGK/Champion	
Type	BCPR6ES-11 / RC7YC	
Electrode gap	mm	1.00 to 1.10

Electrical system Bluebird ZX Turbo (T12/72) 1986 to 1990

Battery	V / CC / RC	12 / 60Ah
Alternator voltage / full load current / engine rpm	14.1 to 14.7 / _ / 2500	
Starter motor current / voltage - cranking	A / V	60 to 100 / 11.5 (no load)
- locked	A / V	–

Running gear Bluebird ZX Turbo (T12/72) 1986 to 1990

Brakes -		
Front (min. friction material thickness)	mm	2.0
Rear (min. friction material thickness)	mm	2.0

Tyres		
Saloon	Size	195/60x15
Estate / Van	Size	–
Pressure - front / rear - Saloon	bar	1.9 / 1.8
- Estate / Van	bar	–

Front suspension / wheel alignment

Toe-in (+) / Toe-out (-)	mm [°]	+1.0 to 3.0
Camber	-25' to +1°5'	
Castor	+1°20' to 2°50'	
King pin inclination	+13°50' to 15°20'1	

Rear suspension / wheel alignment

Toe-in (+) / Toe-out (-)	mm [°]	-2.0 to -6.0
Camber	-1°10' to +20'	

Torque wrench settings Bluebird ZX Turbo (T12/72) 1986 to 1990

Cylinder head - stage 1	Nm	29
- stage 2	Nm	78, then loosen bolts
Cylinder head - stage 3	Nm	29
- stage 4	Nm	74 to 83
Big-end bearings	Nm	32 to 36
Main bearings	Nm	45 to 54
Clutch cover	Nm	18 to 22
Flywheel [driveplate]	Nm	98 to 108
Front hubs	Nm	235 to 314
Rear hubs	Nm	WSM
Wheel nuts / bolts	Nm	98 to 118
Spark plugs	Nm	20 to 29

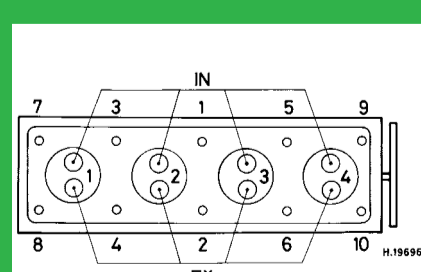
Capacities Bluebird ZX Turbo (T12/72) 1986 to 1990

Engine oil & filter	litres	3.6
Gearbox - 4-speed [5-speed]	litres	2.7
Automatic transmission - refill	litres	–
Final drive	litres	WT
Cooling system	litres	7.8
Fuel tank	litres	60

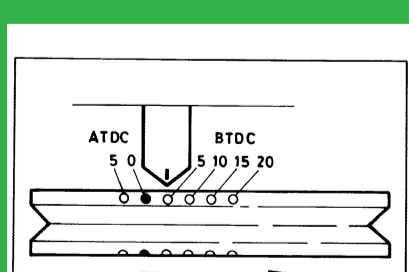
Notes and Illustrations

¹T72: +14°15' to 15°45'


1: Idle speed 2: CO / Mixture



1809 cm³



1809 cm³



ECCS



ECCS