

Engine & Cooling	Fuel	Ignition	Electrical	Running gear	Torque settings	Capacities	Notes & Illustrations
------------------	------	----------	------------	--------------	-----------------	------------	-----------------------



# Automotive Technical DATA BOOK

Click on one of the buttons above to view data for this car. To return to this screen and make another choice, click anywhere on the data screen.

MENU

HELP

## Engine and cooling system 900 2.3i Turbo 1990 to 1997

Type	B230FT. SOHC 8V. 121kW	
Capacity (cm <sup>3</sup> ) / number of cylinders	2316 / 4	
Compression ratio / pressure	bar	8.7 / ≥8.8
Oil pressure	bar	[2.5 to 8.0]
Oil temperature	°C	80
Valve clearance - inlet	mm	0.30 to 0.40
- exhaust	mm	0.30 to 0.40
Firing order	1-3-4-2	
No 1 cylinder position	TBE	
Thermostat opening temperature	°C	87 to 97 or 92 to 102
Radiator cap pressure	bar	1.5

## Fuel system 900 2.3i Turbo 1990 to 1997

Idle speed - manual [auto]	rpm	750±50 N/A
Fast idle speed - manual [auto]	rpm	—
CO @ idle speed [3000 rpm] - see page VI	%	0.4 to 0.8 N/A
HC @ idle speed [3000 rpm] - see page VI	ppm	≤200
CO <sub>2</sub> @ idle speed [3000 rpm] - see page VI	%	—
O <sub>2</sub> @ idle speed [3000 rpm] - see page VI	%	—
Carburettor / fuel injection	Bosch	
Type / ref	LH2.4-Jetronic	
Main jet / needle	—	
Injection pressure	bar	2.9
Pump pressure	bar	1.9 to 3.0
Octane rating	RON	95[U]

## Ignition system 900 2.3i Turbo 1990 to 1997

Type	EZ 116K	
Ignition coil	Bosch	
Primary resistance	ohms	0.6 to 0.9
Ballast resistor	ohms	—
Voltage - Tmnl 15(+) to earth	V	—
Distributor	Bosch	
Points gap (air gap)	mm	—
Dwell angle	° (%)	—
Condenser capacity	µF	—
Rotation	Clockwise	
Ignition timing - basic [static	° Crankshaft @ rpm	12 BTDC @ 750±50 N/A
V = Vacuum NV = No Vacuum	NV	
Total ignition advance	° Crankshaft @ rpm	Computer control
	° Crankshaft @ rpm	—
	° Crankshaft @ rpm	—
Centrifugal check.	° Crankshaft @ rpm	Computer control
	° Crankshaft @ rpm	—
	° Crankshaft @ rpm	—
Vacuum range check	mbar	Computer control
Maximum vacuum advance	° Crankshaft	—
Spark plugs	Bosch/Champion	
Type	WR7DC / RN7YC	
Electrode gap	mm	0.70 to 0.80

## Electrical system 900 2.3i Turbo 1990 to 1997

Battery	V / CC / RC	12 / 450 / 90. 95 ▶: Various
Alternator voltage / full load current / engine rpm	13.8 to 14.6 / _ / 3000	
Starter motor current / voltage - cranking	A / V	1.1kW: 70 / 11.5 <sup>1</sup>
- locked	A / V	1.1kW: 480 to 560 / 7.4 <sup>2</sup>

## Running gear 900 2.3i Turbo 1990 to 1997

<b>Brakes -</b>		
Front (min. friction material thickness)	mm	3.0
Rear (min. friction material thickness)	mm	2.0

<b>Tyres</b>		
Saloon	Size	195/60x15
Estate / Van	Size	195/60x15: 185/65x15
Pressure - front / rear - Saloon	bar	1.9 / 1.9
- Estate / Van	bar	1.9 / 2.1

## Front suspension / wheel alignment

Toe-in (+) / Toe-out (-)	mm [°]	[+18'±8']
Camber		0.1°±1°
Castor		+5°±1°
King pin inclination		—

## Rear suspension / wheel alignment

Toe-in (+) / Toe-out (-)	mm [°]	—
Camber		—

## Torque wrench settings 900 2.3i Turbo 1990 to 1997

Cylinder head - stage 1	Nm	20
- stage 2	Nm	60
- stage 3	Nm	+ 90°
- stage 4	Nm	—
Big-end bearings	Nm	20 + 90°
Main bearings	Nm	110
Clutch cover	Nm	—
Flywheel [driveplate]	Nm	70 N
Front hubs	Nm	100 + 45°
Rear hubs	Nm	30 + 90°
Wheel nuts / bolts	Nm	85
Spark plugs	Nm	25

## Capacities 900 2.3i Turbo 1990 to 1997

Engine oil & filter	litres	3.85. Oil cooler: +0.6
Gearbox - 4-speed [5-speed]	litres	2.3
Automatic transmission - refill	litres	3.9
Final drive	litres	940: 1031: 1.75. 1041: 1.45 <sup>3</sup>
Cooling system	litres	8.5
Fuel tank	litres	940: 60. 93 ▶: 75 <sup>4</sup>

## Notes and Illustrations

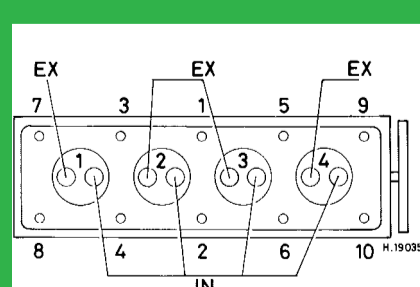
<sup>1</sup>1.4kW: 75 / 11.5. 2kW: 65 to 95 / 11.5. Hitachi: 300 / 8.8

<sup>2</sup>1.4kW: 625 to 800 / 4.5. 2kW: 700 to 880 / 4.5. Hitachi: 880 / 3.0


<sup>3</sup>965 ▶94: as 940. 964 ▶94: 1035: 1.4. 1045: 1.3. 960, 94 ▶: 1055: 1.5. 1065: 1.35

<sup>4</sup>964: 80. 965: 60. 93 ▶94: 75. 95 ▶: 80


1: Idle speed 2: CO / Mixture



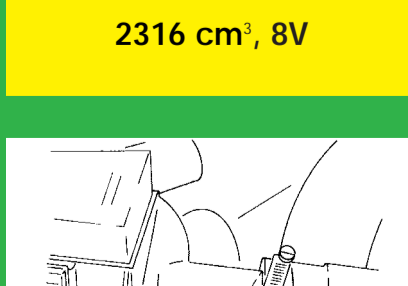
2316 cm<sup>3</sup>, 8V



2316 cm<sup>3</sup>, 8V



LH2.4-Jetronic



LH2.4-Jetronic