


Engine & Cooling	Fuel	Ignition	Electrical	Running gear	Torque settings	Capacities	Notes & Illustrations
------------------	------	----------	------------	--------------	-----------------	------------	-----------------------



Automotive Technical DATA BOOK

Click on one of the buttons above to view data for this car. To return to this screen and make another choice, click anywhere on the data screen.

MENU

HELP

Engine and cooling system 360, 2.0 1985 to 1989

Type		B200K. 75kW
Capacity (cm ³) / number of cylinders		1990 / 4
Compression ratio / pressure	bar	10.0 / ≥8.8
Oil pressure	bar	[2.5 to 5.9]
Oil temperature	°C	80
Valve clearance - inlet	mm	0.41±0.05 H
- exhaust	mm	0.43±0.03 H
Firing order		1-3-4-2
No 1 cylinder position		TBE
Thermostat opening temperature	°C	86 to 88 or 91 to 93
Radiator cap pressure	bar	0.63 to 0.83

Fuel system 360, 2.0 1985 to 1989

Idle speed - manual [auto]	rpm	900±50
Fast idle speed - manual [auto]	rpm	—
CO @ idle speed [3000 rpm] - see page VI	%	1.5+1-0.5
HC @ idle speed [3000 rpm] - see page VI	ppm	≤1200
CO ₂ @ idle speed [3000 rpm] - see page VI	%	—
O ₂ @ idle speed [3000 rpm] - see page VI	%	—
Carburettor / fuel injection		Solex
Type / ref		34-34 CISAC (Z11)
Main jet / needle		120, 115
Injection pressure	bar	—
Pump pressure	bar	0.14 to 0.26
Octane rating	RON	98[E 98 RON] ¹

Ignition system 360, 2.0 1985 to 1989

Type		AEI
Ignition coil		Renix
Primary resistance	ohms	0.4 to 0.8
Ballast resistor	ohms	—
Voltage - Tmnl 15(+) to earth	V	—
Distributor		Bosch/Renix
Points gap (air gap)	mm	—
Dwell angle	° (%)	Electronic control
Condenser capacity	µF	—
Rotation		Clockwise
Ignition timing - basic [static	° Crankshaft @ rpm	15±2 BTDC @ 900
V = Vacuum NV = No Vacuum		NV
Total ignition advance	° Crankshaft @ rpm	24±3 @ 2500
	° Crankshaft @ rpm	—
	° Crankshaft @ rpm	—
Centrifugal check.	° Crankshaft @ rpm	Computer control
	° Crankshaft @ rpm	—
	° Crankshaft @ rpm	—
Vacuum range check	mbar	Computer control
Maximum vacuum advance	° Crankshaft	—
Spark plugs		Bosch/Champion
Type		W7DC / N7YC, N279YC
Electrode gap	mm	0.70 to 0.80

Electrical system 360, 2.0 1985 to 1989

Battery	V / CC / RC	12 / 55Ah
Alternator voltage / full load current / engine rpm		14.0 / 55 / 4000
Starter motor current / voltage - cranking	A / V	70 / 11.5 no load
- locked	A / V	480 / 7.4

Running gear 360, 2.0 1985 to 1989

Brakes -		
Front (min. friction material thickness)	mm	2.0
Rear (min. friction material thickness)	mm	1.0

Tyres		
Saloon	Size	175/70x13
Estate / Van	Size	—
Pressure - front / rear - Saloon	bar	1.9 / 2.1
- Estate / Van	bar	—

Front suspension / wheel alignment		
Toe-in (+) / Toe-out (-)	mm [°]	+4.0±1.0
Camber		-30'±30"
Castor		+7°30'±30'
King pin inclination		+9°35'±30'

Rear suspension / wheel alignment		
Toe-in (+) / Toe-out (-)	mm [°]	0±3.0
Camber		-2°±30'

Torque wrench settings 360, 2.0 1985 to 1989

Cylinder head - stage 1	Nm	20
- stage 2	Nm	60
- stage 3	Nm	+ 90°
- stage 4	Nm	—
Big-end bearings	Nm	20, then 70 + 90°
Main bearings	Nm	110
Clutch cover	Nm	23
Flywheel [driveplate]	Nm	70 N
Front hubs	Nm	55, - 90° & lock
Rear hubs	Nm	220
Wheel nuts / bolts	Nm	115
Spark plugs	Nm	25

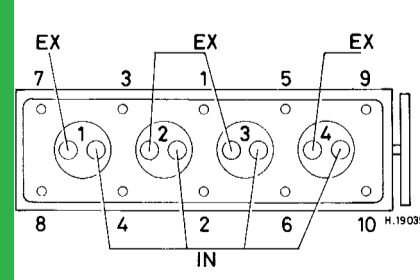
Capacities 360, 2.0 1985 to 1989

Engine oil & filter	litres	4.5
Gearbox - 4-speed [5-speed]	litres	[2.8]
Automatic transmission - refill	litres	—
Final drive	litres	1.4
Cooling system	litres	7.0
Fuel tank	litres	57

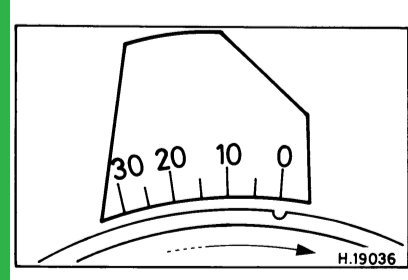
Notes and Illustrations

¹87 ▶: 96 RON, [E 95 RON]

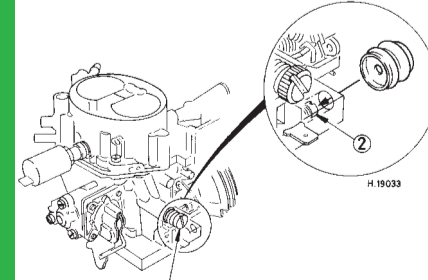
1: Idle speed 2: CO / Mixture




1990 cm³



1990 cm³



Solex CISAC Z11, early



Solex CISAC Z11, later