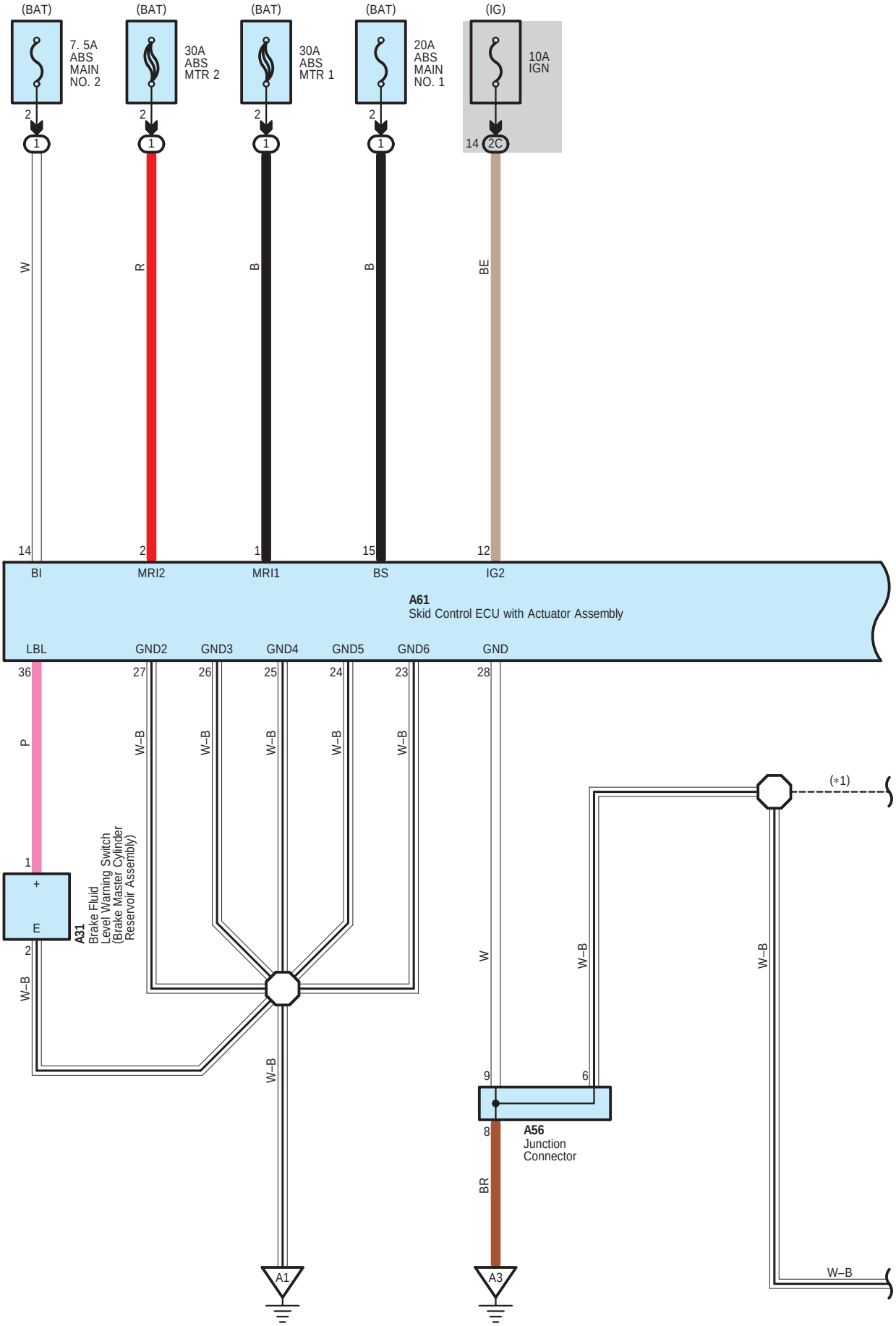
(BAT)
7. 5A
ABS
MAIN
NO. 2
(BAT)
30A
ABS
MTR 2
(BAT)
30A
ABS
MTR 1
(BAT)
20A
ABS
MAIN
NO. 1
(IG)
10A
IGN
2
1
14
2C
W
R
B
B
BE
14
2
1
15
12
BI
MRI2
MRI1
BS
IG2
A61
Skid Control ECU with Actuator Assembly
LBL
GND2
GND3
GND4
GND5
GND6
GND
36
27
26
25
24
23
28
P
W–B
W–B
W–B
W–B
W–B
1
+
E
2
A31
Brake Fluid
Level Warning Switch
(Brake Master Cylinder
Reservoir Assembly)
W–B
W
W–B
W–B
(*1)
9
6
8
A56
Junction
Connector
BR
A1
A3
W–B

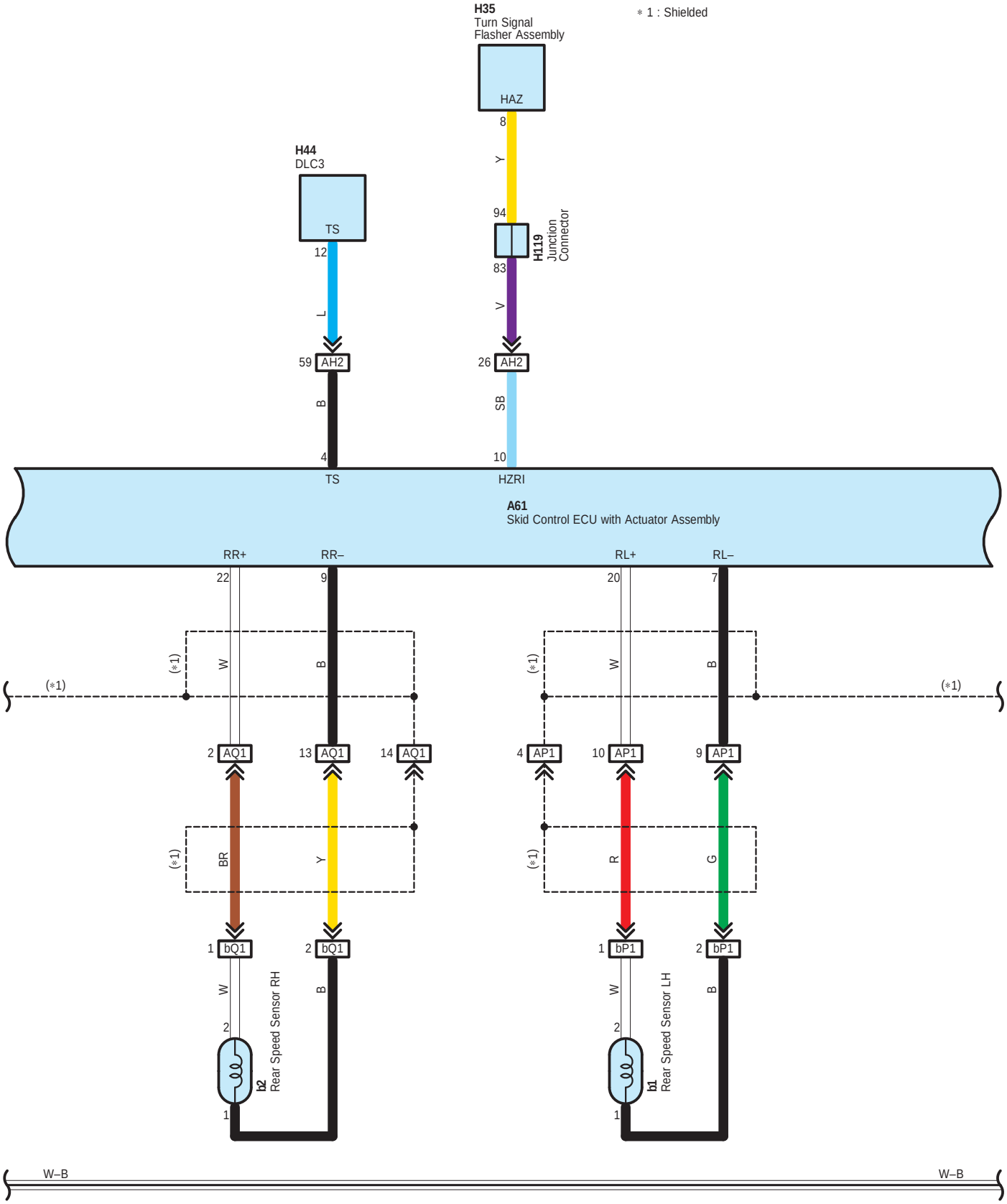
H35
Turn Signal
Flasher Assembly
∗ 1 : Shielded
HAZ
8
Y
94
H119
Junction
Connector
83
V
H44
DLC3
TS
12
L
59
AH2
26
AH2
B
SB
4
10
TS
HZRI
A61
Skid Control ECU with Actuator Assembly
RR+
RR–
RL+
RL–
22
9
20
7
(∗1)
W
B
(∗1)
(∗1)
(∗1)
2
AQ1
13
AQ1
14
AQ1
4
AP1
10
AP1
9
AP1
(∗1)
BR
Y
(∗1)
R
G
1
bQ1
2
bQ1
1
bP1
2
bP1
W
B
W
B
2
2
b2
Rear Speed Sensor RH
b1
Rear Speed Sensor LH
1
1
W–B
W–B

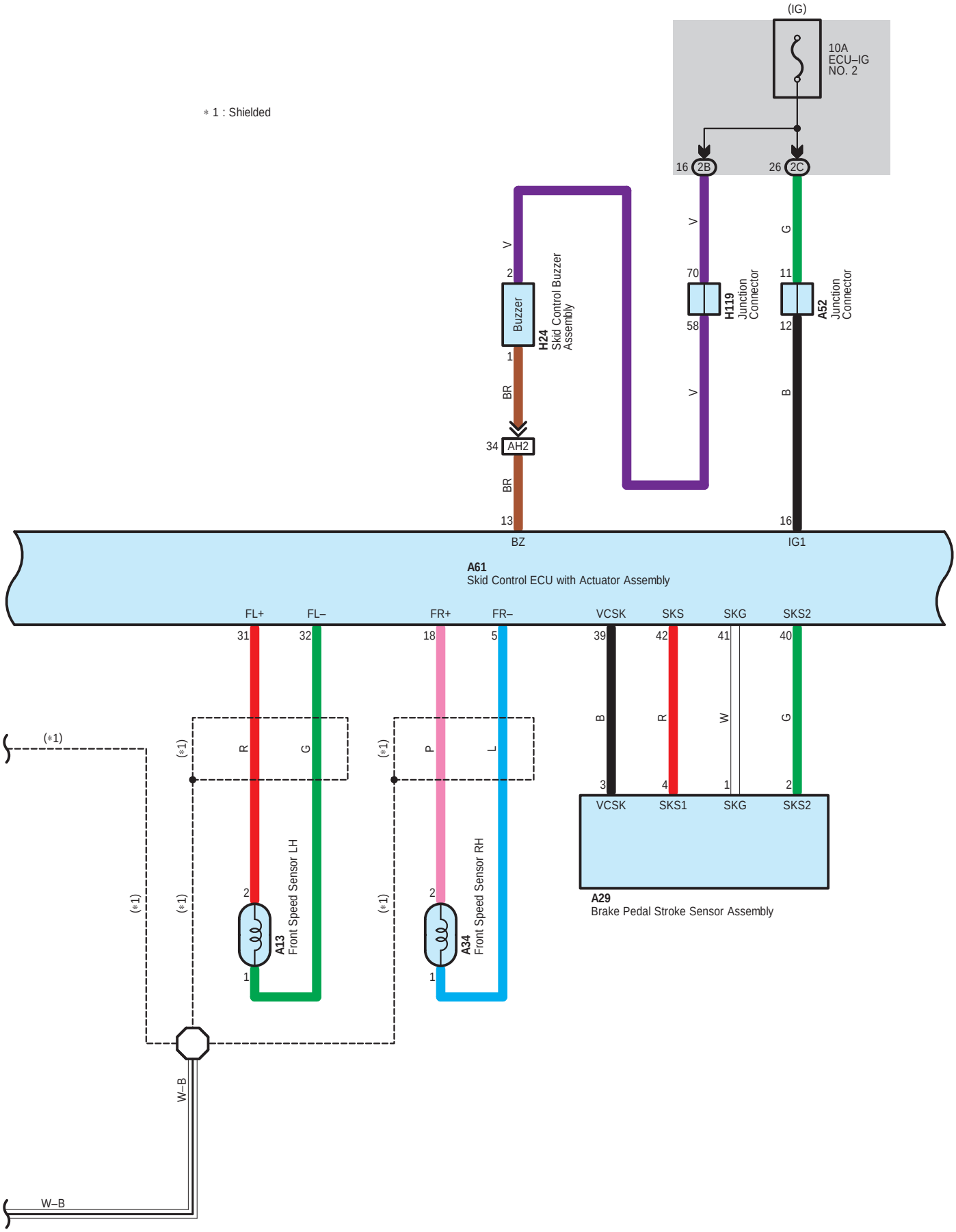
(IG)
10A
ECU–IG
NO. 2
∗1 : Shielded
16 2B
26 2C
V
G
2
Buzzer
H24
Skid Control Buzzer
Assembly
1
BR
34 AH2
BR
13
BZ
70
58
H119
Junction
Connector
V
V
11
12
A52
Junction
Connector
B
16
IG1
A61
Skid Control ECU with Actuator Assembly
FL+
FL–
FR+
FR–
VCSK
SKS
SKG
SKS2
31
32
18
5
39
42
41
40
R
G
P
L
B
R
W
G
(∗1)
3
4
1
2
VCSK
SKS1
SKG
SKS2
A29
Brake Pedal Stroke Sensor Assembly
2
A13
Front Speed Sensor LH
1
2
A34
Front Speed Sensor RH
1
W–B
W–B

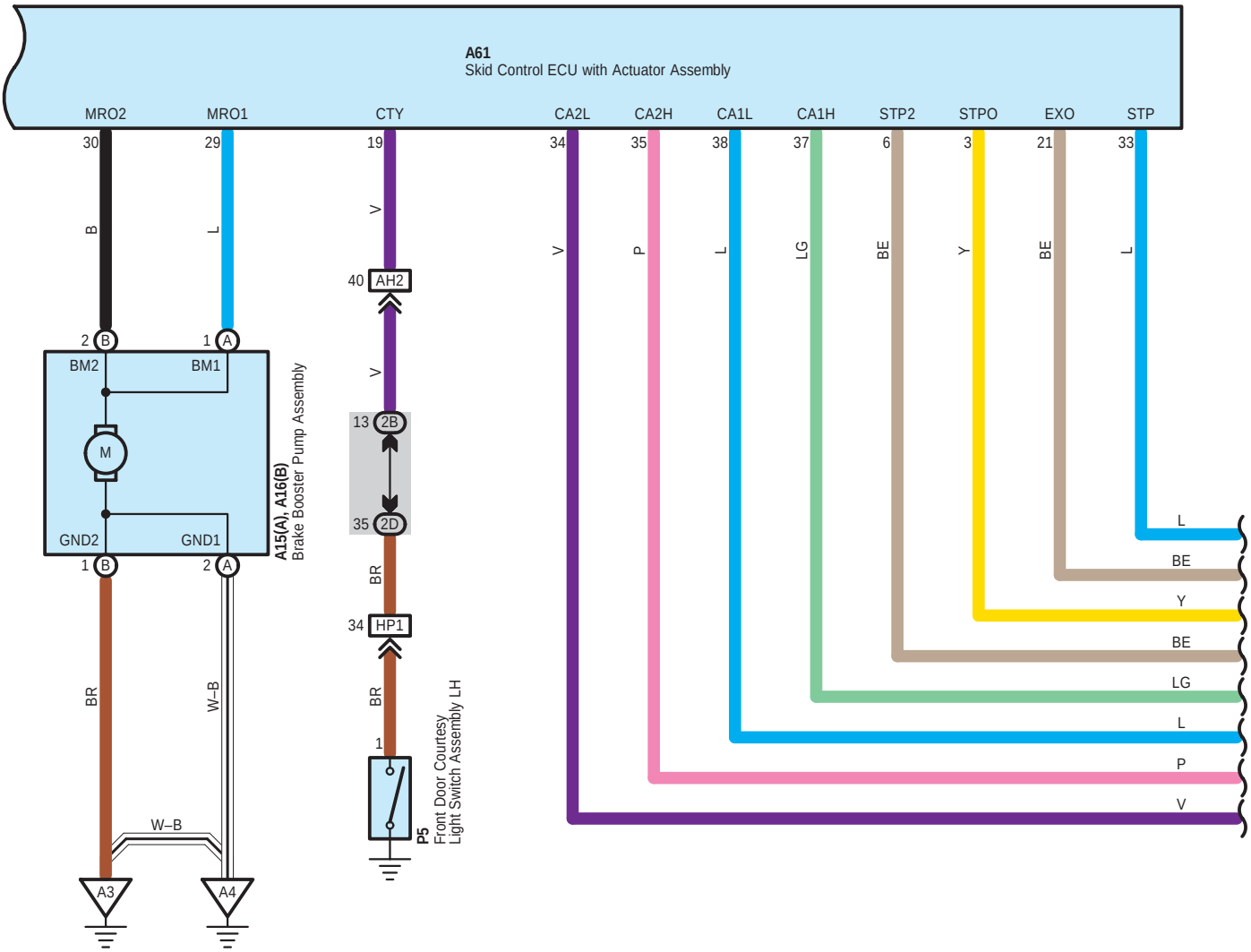
A61
Skid Control ECU with Actuator Assembly
MRO2
MRO1
CTY
CA2L
CA2H
CA1L
CA1H
STP2
STPO
EXO
STP
30
29
19
34
35
38
37
6
3
21
33
B
L
V
V
P
L
LG
BE
Y
BE
L
40
AH2
2
B
1
A
BM2
BM1
M
GND2
GND1
A15(A), A16(B)
Brake Booster Pump Assembly
13
2B
35
2D
BR
34
HP1
BR
1
P5
Front Door Courtesy
Light Switch Assembly LH
BR
W–B
W–B
A3
A4
L
BE
Y
BE
LG
L
P
V

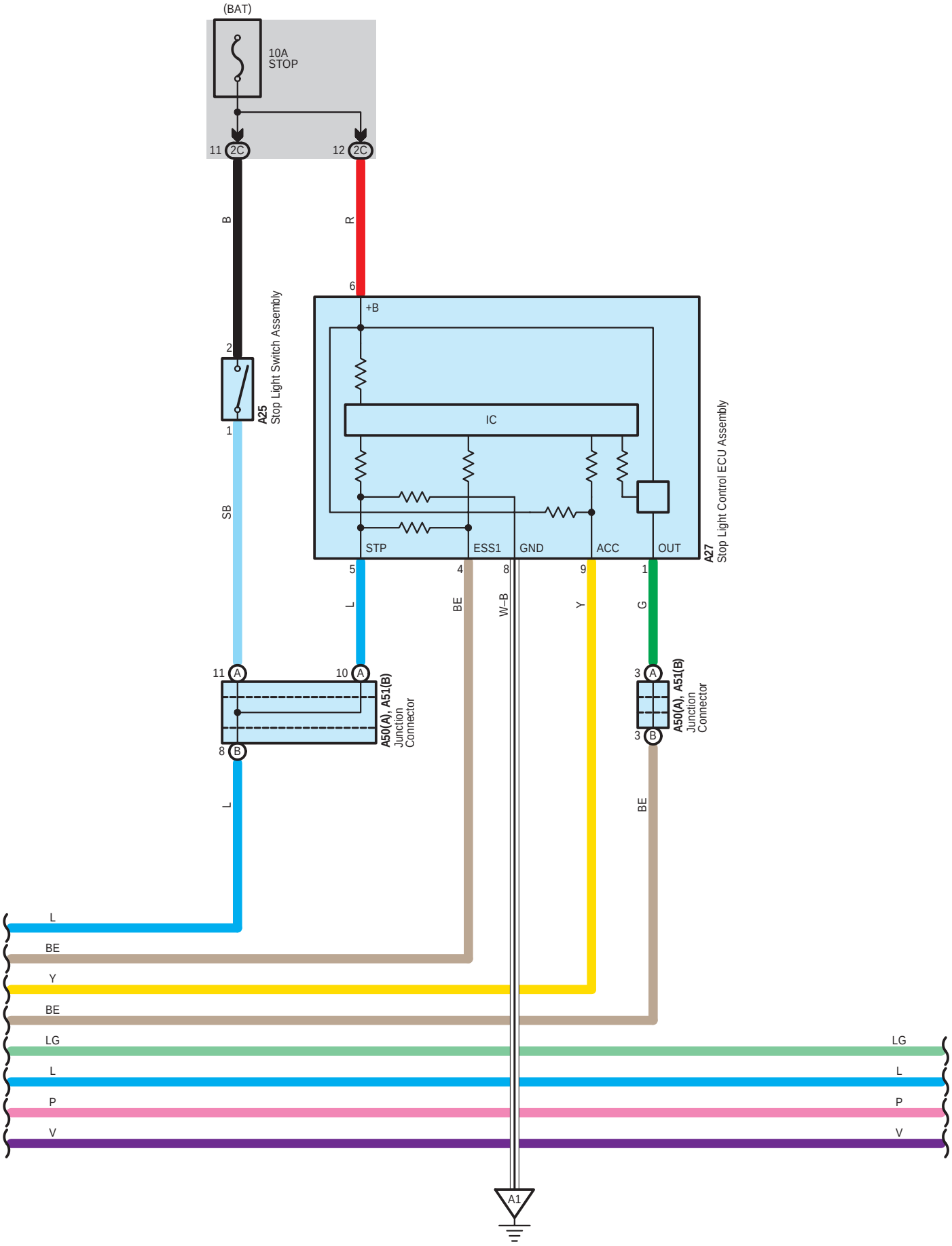
(BAT)
10A
STOP
11 2C
12 2C
B
R
6
+B
2
A25
Stop Light Switch Assembly
1
SB
IC
STP
ESS1
GND
ACC
OUT
A27
Stop Light Control ECU Assembly
5
4
8
9
1
L
BE
W–B
Y
G
11 A
10 A
8 B
A50(A), A51(B)
Junction
Connector
3 A
3 B
A50(A), A51(B)
Junction
Connector
L
BE
L
BE
Y
BE
LG
L
P
V
LG
L
P
V
A1

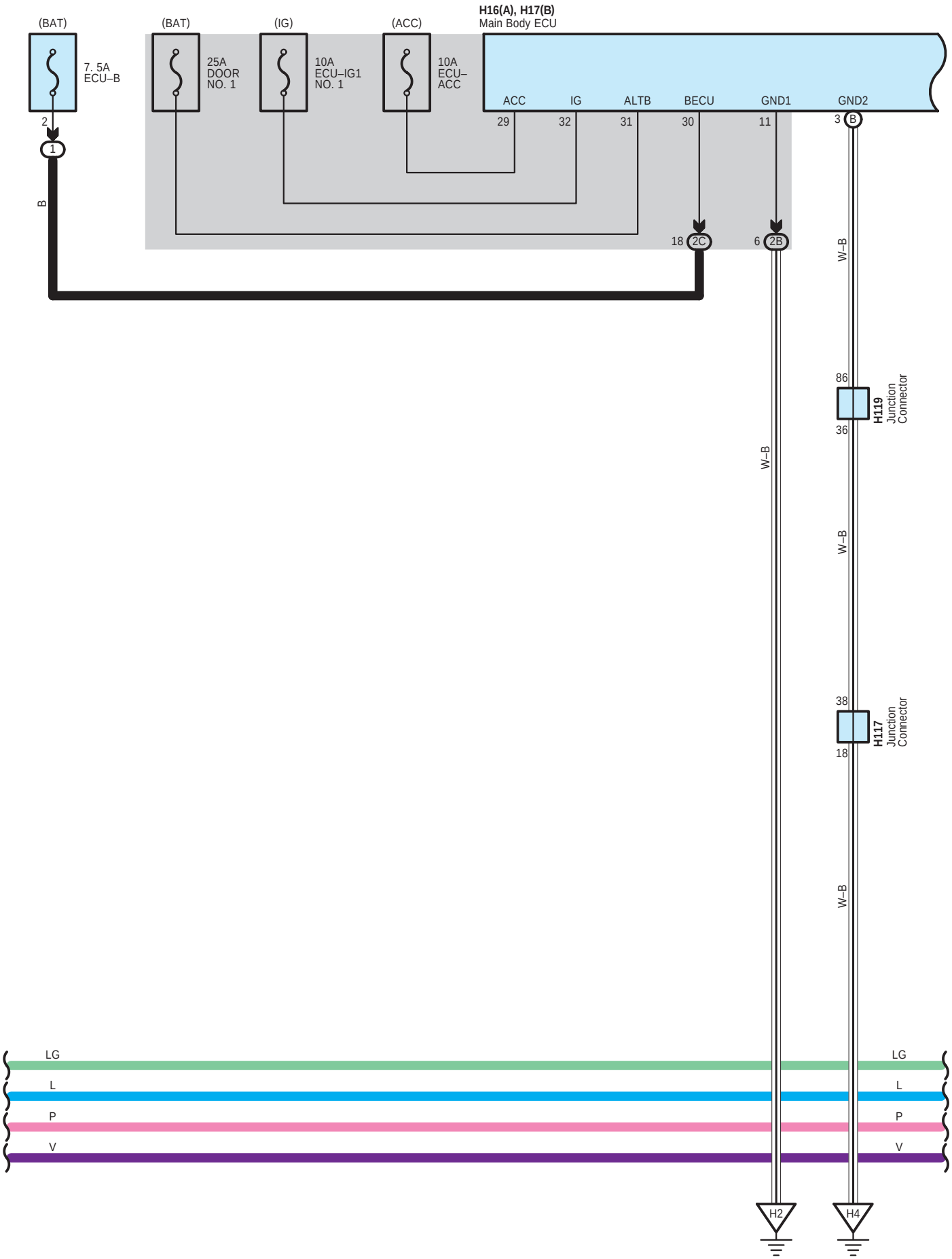
(BAT)
7. 5A
ECU–B
2
1
B
(BAT)
25A
DOOR
NO. 1
(IG)
10A
ECU–IG1
NO. 1
(ACC)
10A
ECU–
ACC
H16(A), H17(B)
Main Body ECU
ACC
IG
ALTB
BECU
GND1
GND2
29
32
31
30
11
3
B
18
2C
6
2B
W–B
86
H119
Junction
Connector
36
W–B
W–B
38
H117
Junction
Connector
18
W–B
LG
L
P
V
LG
L
P
V
H2
H4

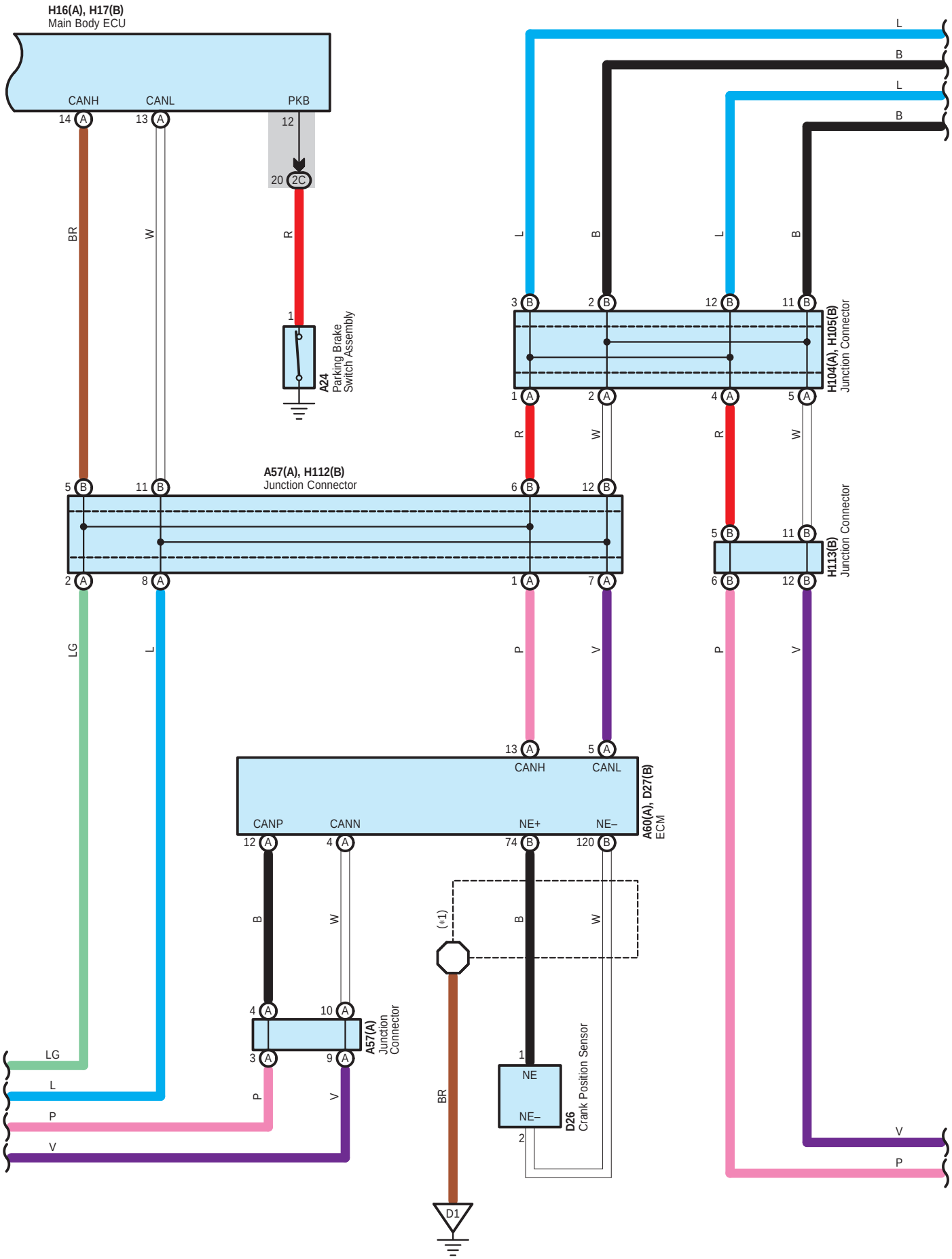
H16(A), H17(B)
Main Body ECU
CANH
CANL
PKB
14
13
12
20
2C
BR
W
R
1
A24
Parking Brake
Switch Assembly
L
B
L
B
3
2
12
11
H104(A), H105(B)
Junction Connector
1
2
4
5
R
W
R
W
A57(A), H112(B)
Junction Connector
5
11
6
12
2
8
1
7
H113(B)
Junction Connector
5
11
6
12
LG
L
P
V
P
V
13
5
CANH
CANL
A60(A), D27(B)
ECM
CANP
CANN
NE+
NE–
12
4
74
120
B
W
B
W
(*1)
4
10
A57(A)
Junction
Connector
3
9
1
NE
NE–
2
D26
Crank Position Sensor
BR
D1
LG
L
P
V
P
V
L
B
L
B

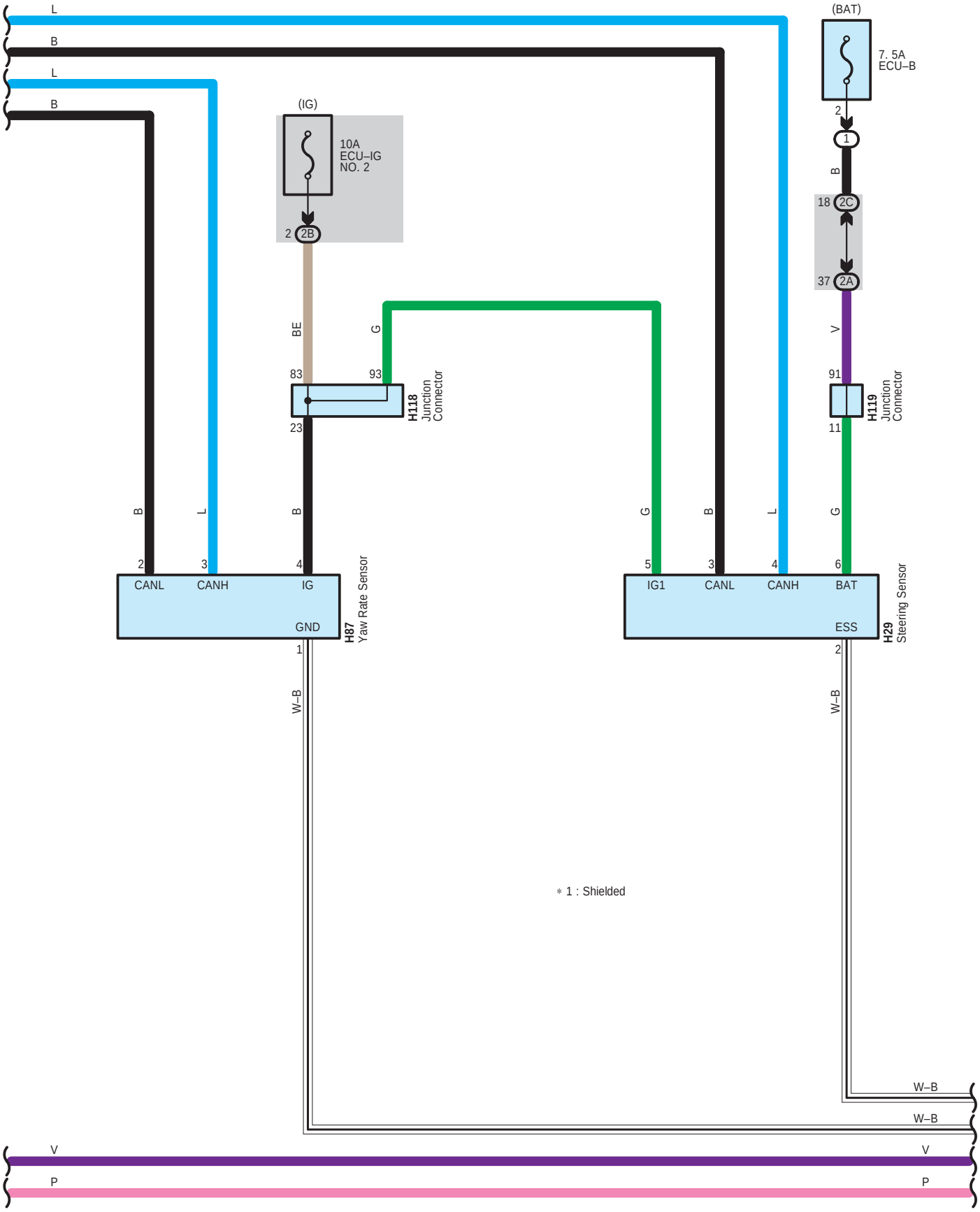
L
B
L
B
(BAT)
7. 5A
ECU–B
2
1
B
18
2C
37
2A
V
91
H119
Junction
Connector
11
G
6
BAT
ESS
H29
Steering Sensor
2
W–B
(IG)
10A
ECU–IG
NO. 2
2
2B
BE
83
G
93
H118
Junction
Connector
23
B
4
IG
GND
H87
Yaw Rate Sensor
1
W–B
B
2
CANL
L
3
CANH
G
5
IG1
B
3
CANL
L
4
CANH
∗ 1 : Shielded
W–B
W–B
V
V
P
P

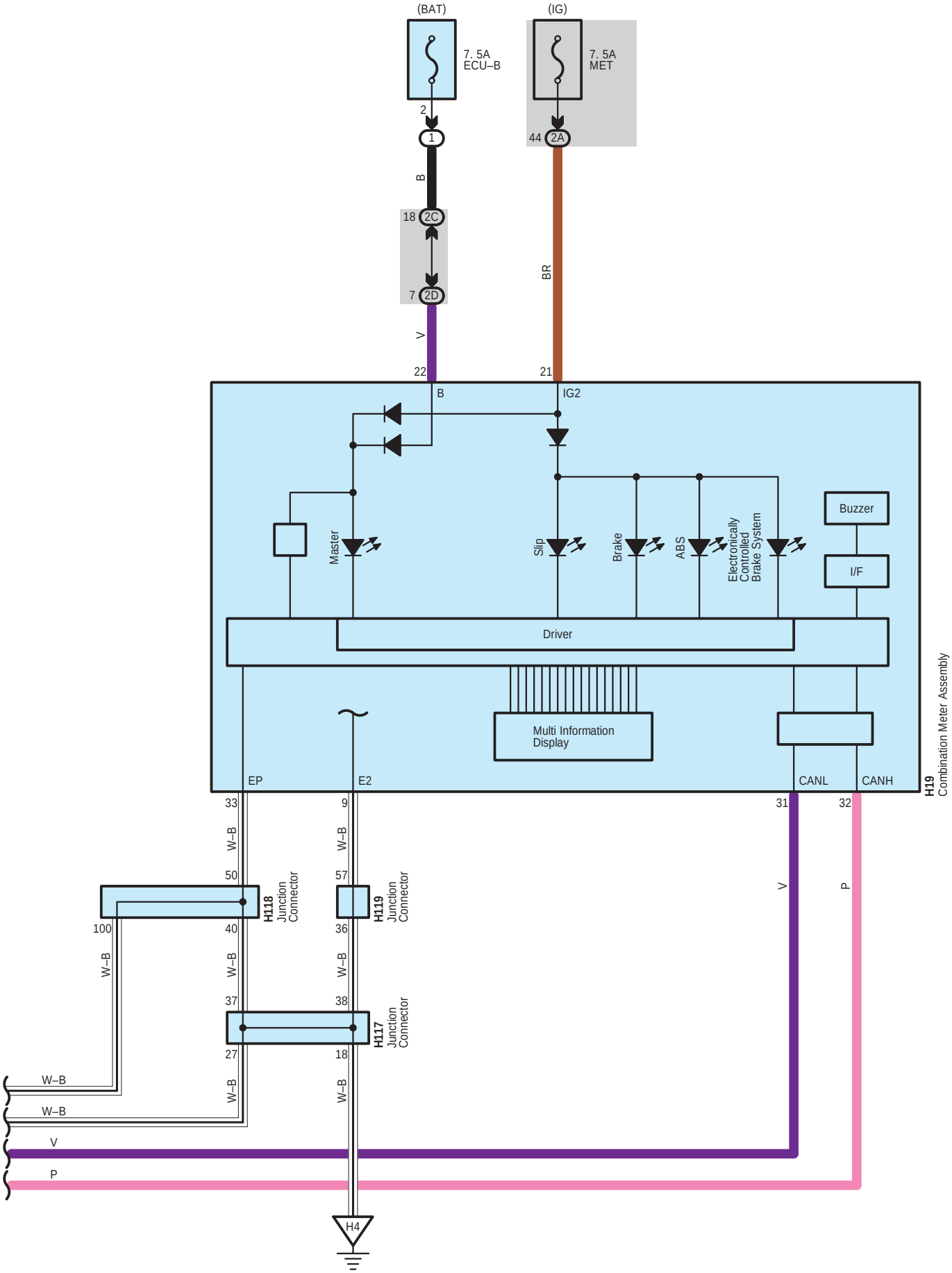
(BAT)
(IG)
7. 5A
ECU–B
7. 5A
MET
2
1
44
2A
B
18
2C
7
2D
BR
V
22
21
B
IG2
Master
Slip
Brake
ABS
Electronically
Controlled
Brake System
Buzzer
I/F
Driver
Multi Information
Display
EP
E2
CANL
CANH
H19
Combination Meter Assembly
33
9
31
32
W–B
W–B
V
P
50
57
H118
Junction
Connector
H119
Junction
Connector
100
40
36
W–B
W–B
W–B
37
38
H117
Junction
Connector
27
18
W–B
W–B
W–B
W–B
V
P
H4

A 13
Black



A 15
Gray

A 16
Black

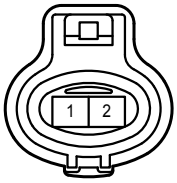

A 24
White

A 25
Green

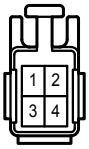

A 27
Black

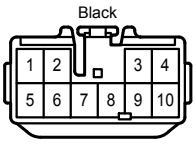

A 29
Black

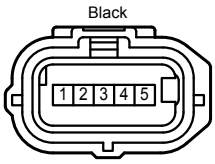

A 31
Black

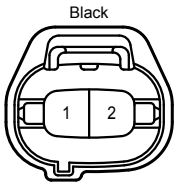

A 34
Black

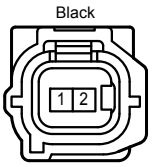

A 50
White

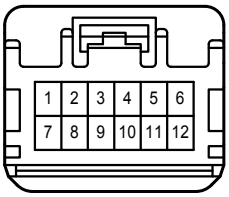

A 51
White

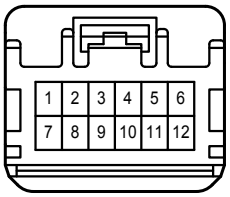

A 52
Black

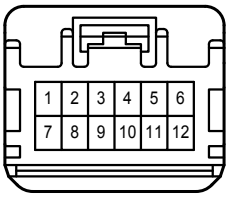

A 56
White

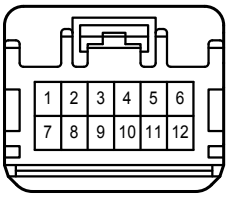

A 57
Blue

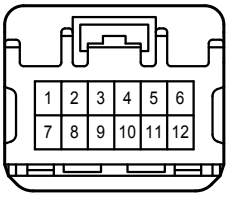

A 60
Black

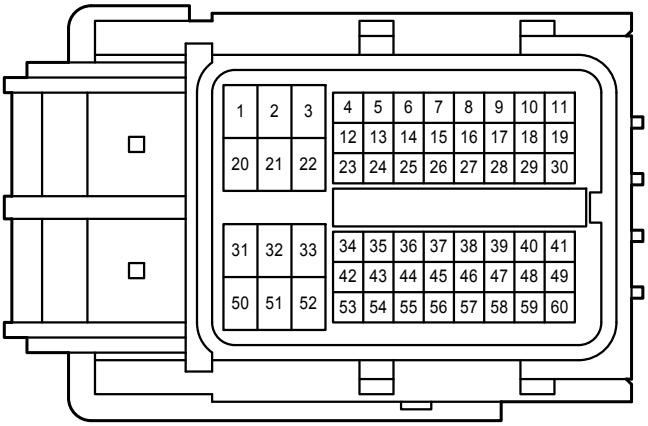

A 61
Gray

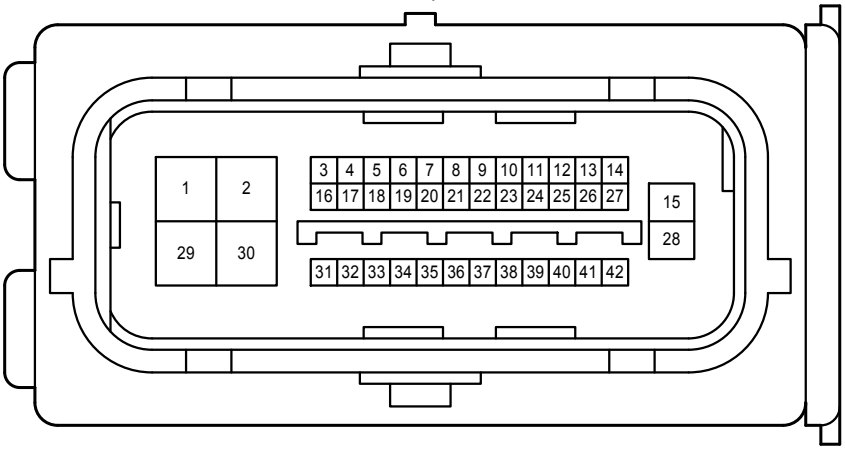

D 26
Black



D 27
Black

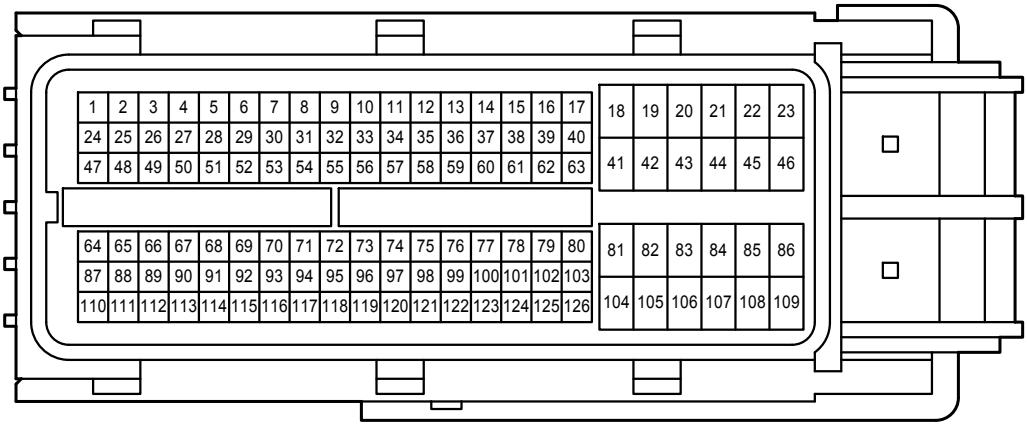

H 16
Black

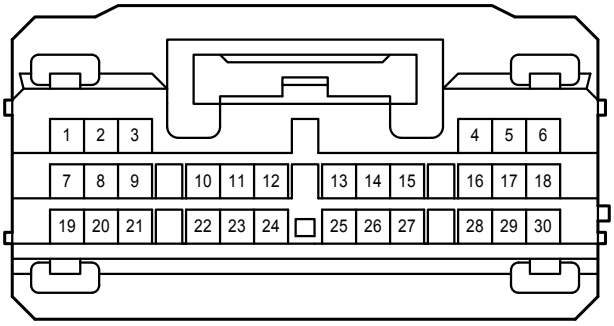

H 17
White

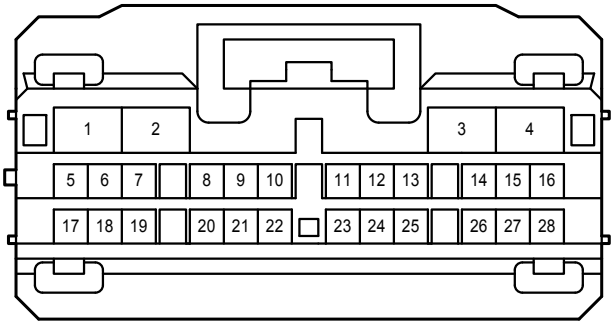

H 19
White

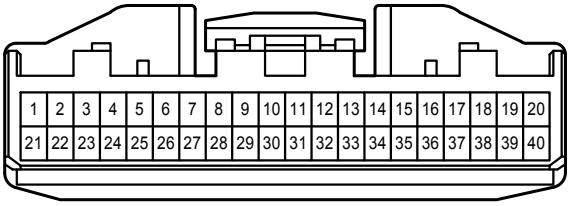

H 24
Blue



H 29
White

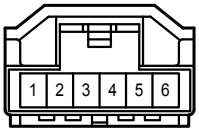

H 35
White

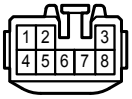

H 44
White

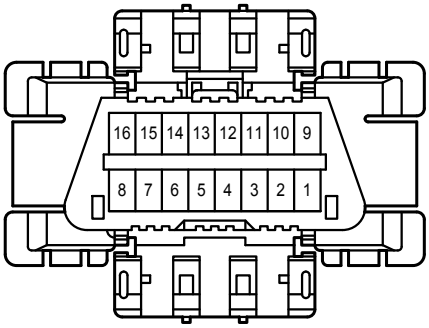

H 87
Black



H104
White

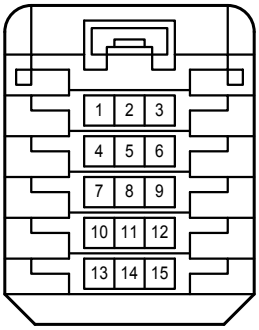

H105
White

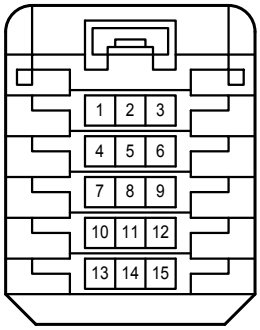

H112
Blue

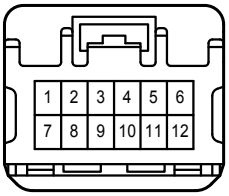

H113
Gray

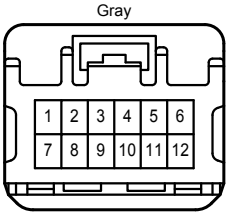

H117
White

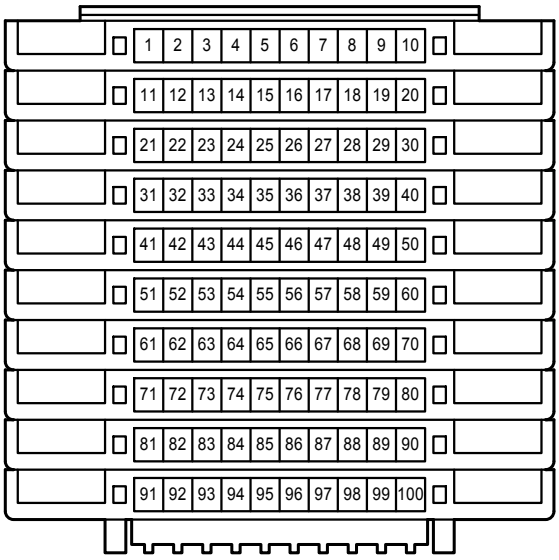

H118
White

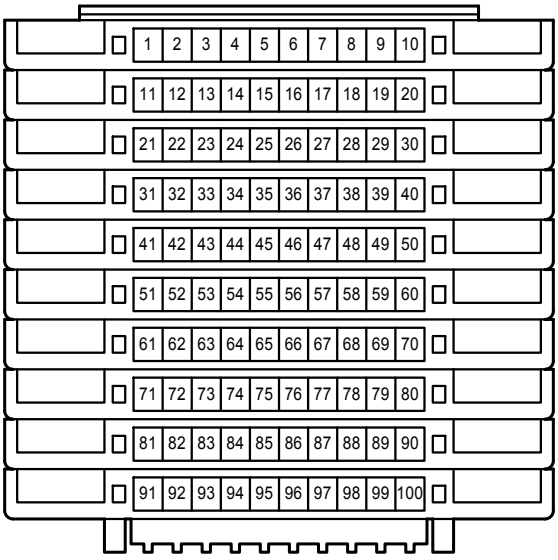

H119
White

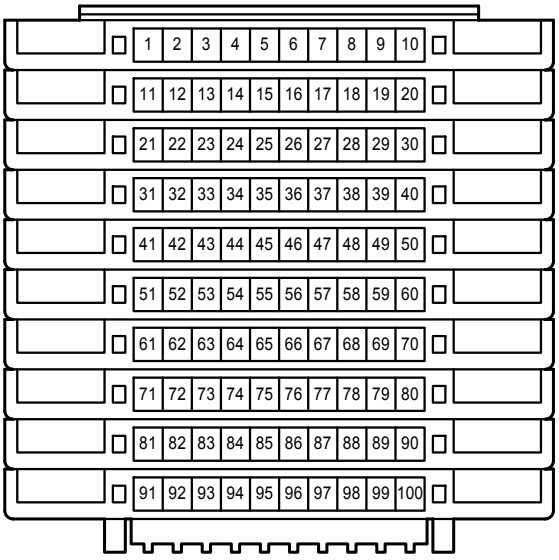

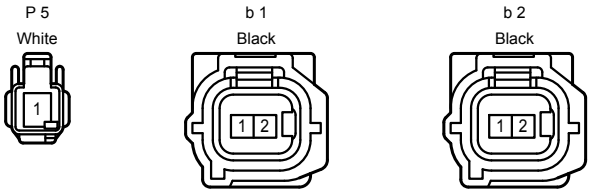
P 5
White
1
b 1
Black
1 2
b 2
Black
1 2

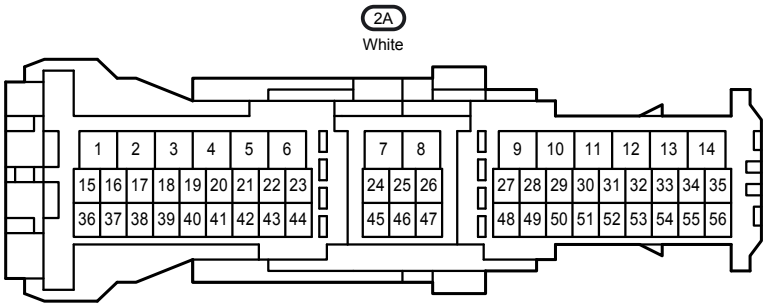
2A
White
1 2 3 4 5 6 7 8 9 10 11 12 13 14
15 16 17 18 19 20 21 22 23 24 25 26 27 28 29 30 31 32 33 34 35
36 37 38 39 40 41 42 43 44 45 46 47 48 49 50 51 52 53 54 55 56

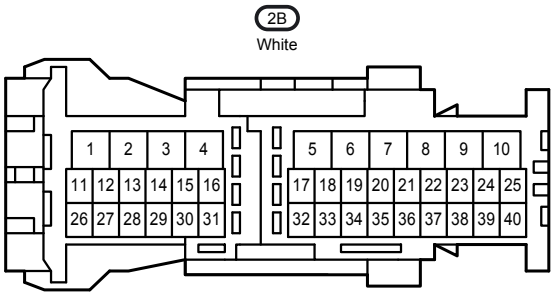
2B
White
1 2 3 4 5 6 7 8 9 10
11 12 13 14 15 16 17 18 19 20 21 22 23 24 25
26 27 28 29 30 31 32 33 34 35 36 37 38 39 40

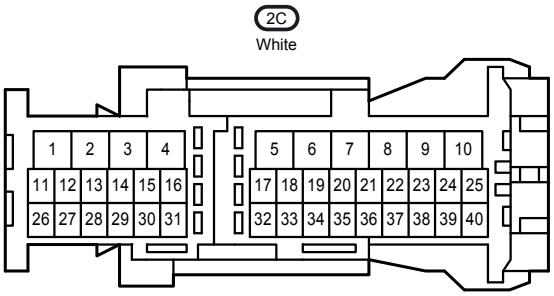
2C
White
1 2 3 4 5 6 7 8 9 10
11 12 13 14 15 16 17 18 19 20 21 22 23 24 25
26 27 28 29 30 31 32 33 34 35 36 37 38 39 40

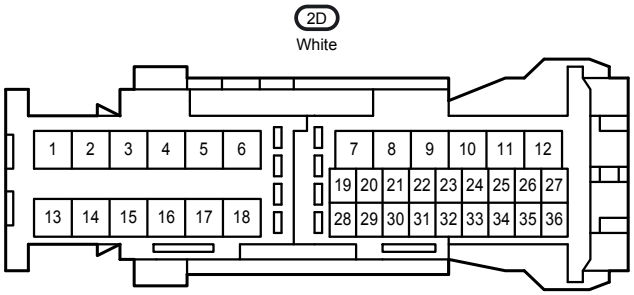
2D
White
1 2 3 4 5 6 7 8 9 10 11 12
13 14 15 16 17 18 19 20 21 22 23 24 25 26 27
28 29 30 31 32 33 34 35 36

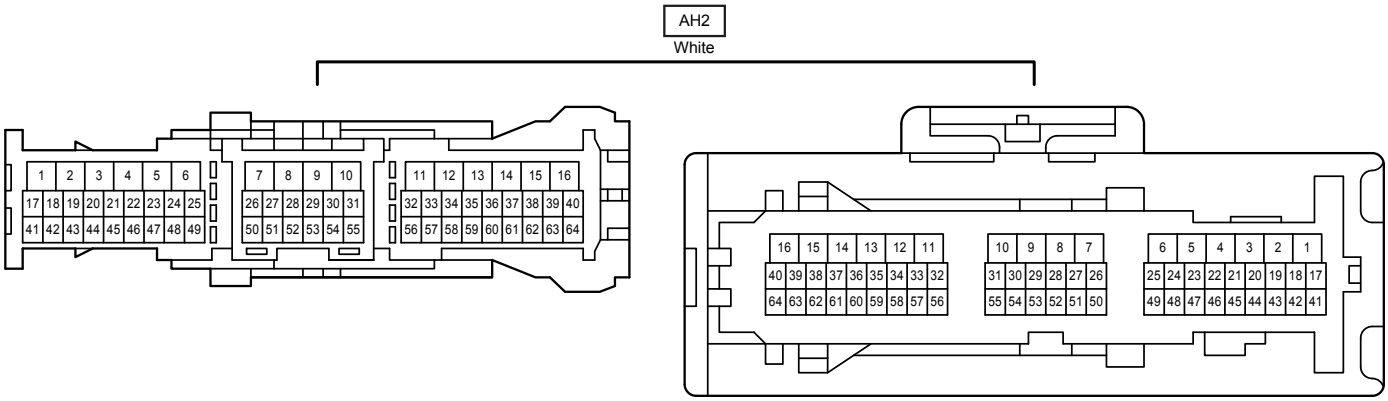
AH2
White
1 2 3 4 5 6 7 8 9 10 11 12 13 14 15 16
17 18 19 20 21 22 23 24 25 26 27 28 29 30 31 32 33 34 35 36 37 38 39 40
41 42 43 44 45 46 47 48 49 50 51 52 53 54 55 56 57 58 59 60 61 62 63 64
16 15 14 13 12 11 10 9 8 7 6 5 4 3 2 1
40 39 38 37 36 35 34 33 32 31 30 29 28 27 26 25 24 23 22 21 20 19 18 17
64 63 62 61 60 59 58 57 56 55 54 53 52 51 50 49 48 47 46 45 44 43 42 41

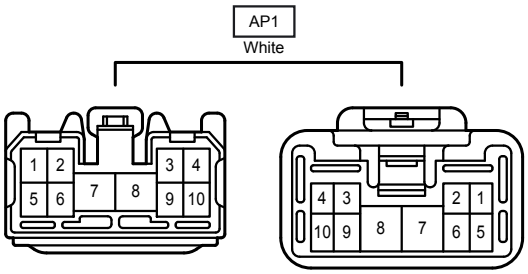
AP1
White
1 2 3 4 5 6 7 8 9 10
4 3 2 1 10 9 8 7 6 5

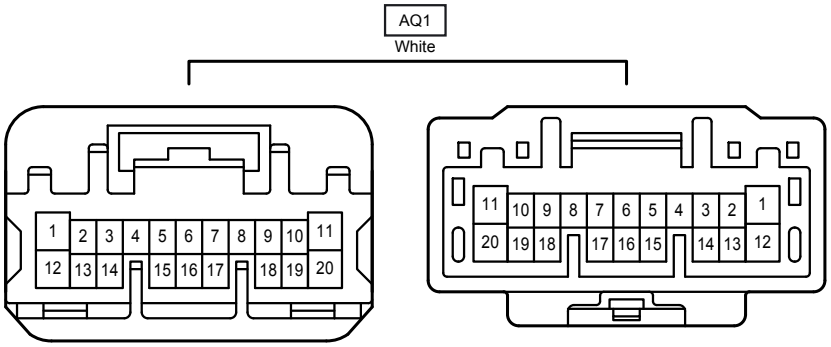
AQ1
White
1 2 3 4 5 6 7 8 9 10 11 12 13 14 15 16 17 18 19 20
11 10 9 8 7 6 5 4 3 2 1 20 19 18 17 16 15 14 13 12

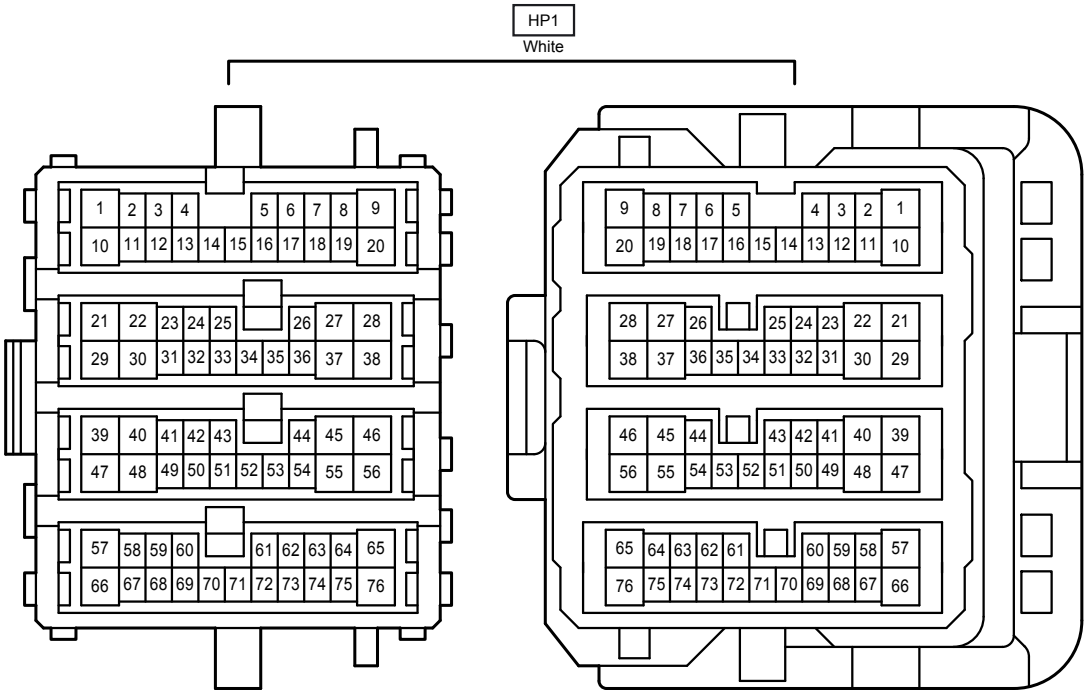
HP1
White
1 2 3 4 5 6 7 8 9 10 11 12 13 14 15 16 17 18 19 20
21 22 23 24 25 26 27 28 29 30 31 32 33 34 35 36 37 38
39 40 41 42 43 44 45 46 47 48 49 50 51 52 53 54 55 56
57 58 59 60 61 62 63 64 65 66 67 68 69 70 71 72 73 74 75 76
9 8 7 6 5 4 3 2 1 20 19 18 17 16 15 14 13 12 11 10
28 27 26 25 24 23 22 21 38 37 36 35 34 33 32 31 30 29
46 45 44 43 42 41 40 39 56 55 54 53 52 51 50 49 48 47
65 64 63 62 61 60 59 58 57 76 75 74 73 72 71 70 69 68 67 66

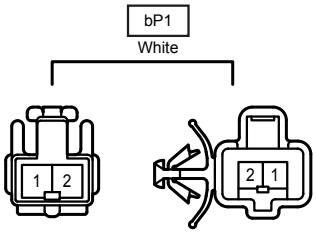
bP1
White
1 2
2 1

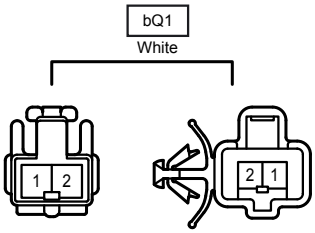
bQ1
White
1 2
2 1