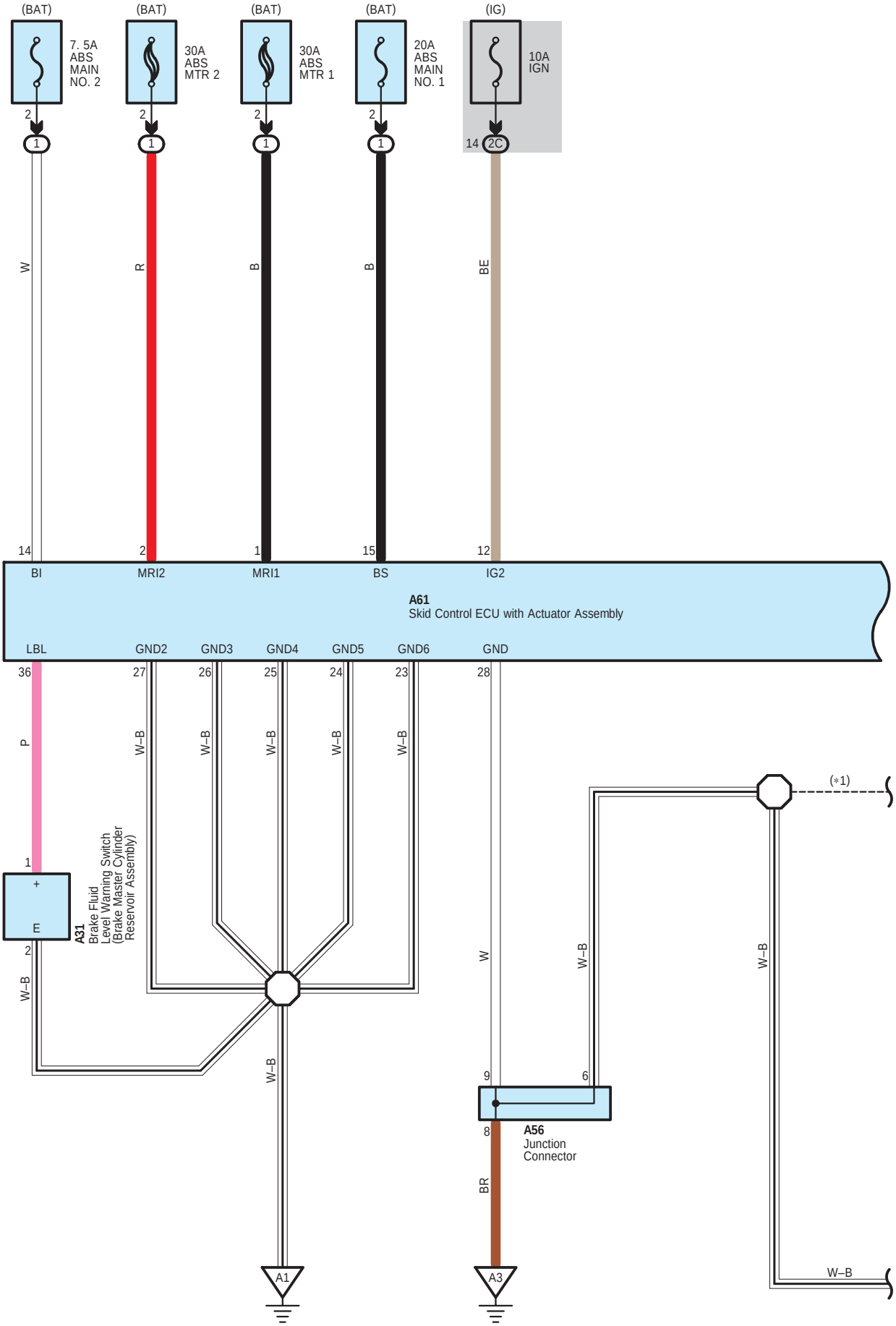
(BAT)
7. 5A
ABS
MAIN
NO. 2
(BAT)
30A
ABS
MTR 2
(BAT)
30A
ABS
MTR 1
(BAT)
20A
ABS
MAIN
NO. 1
(IG)
10A
IGN
2
1
14
2C
W
R
B
B
BE
14
2
1
15
12
BI
MRI2
MRI1
BS
IG2
A61
Skid Control ECU with Actuator Assembly
LBL
GND2
GND3
GND4
GND5
GND6
GND
36
27
26
25
24
23
28
P
W–B
W–B
W–B
W–B
W–B
1
+
E
2
A31
Brake Fluid
Level Warning Switch
(Brake Master Cylinder
Reservoir Assembly)
W–B
W–B
W
W–B
W–B
(*1)
9
6
8
A56
Junction
Connector
BR
A1
A3
W–B

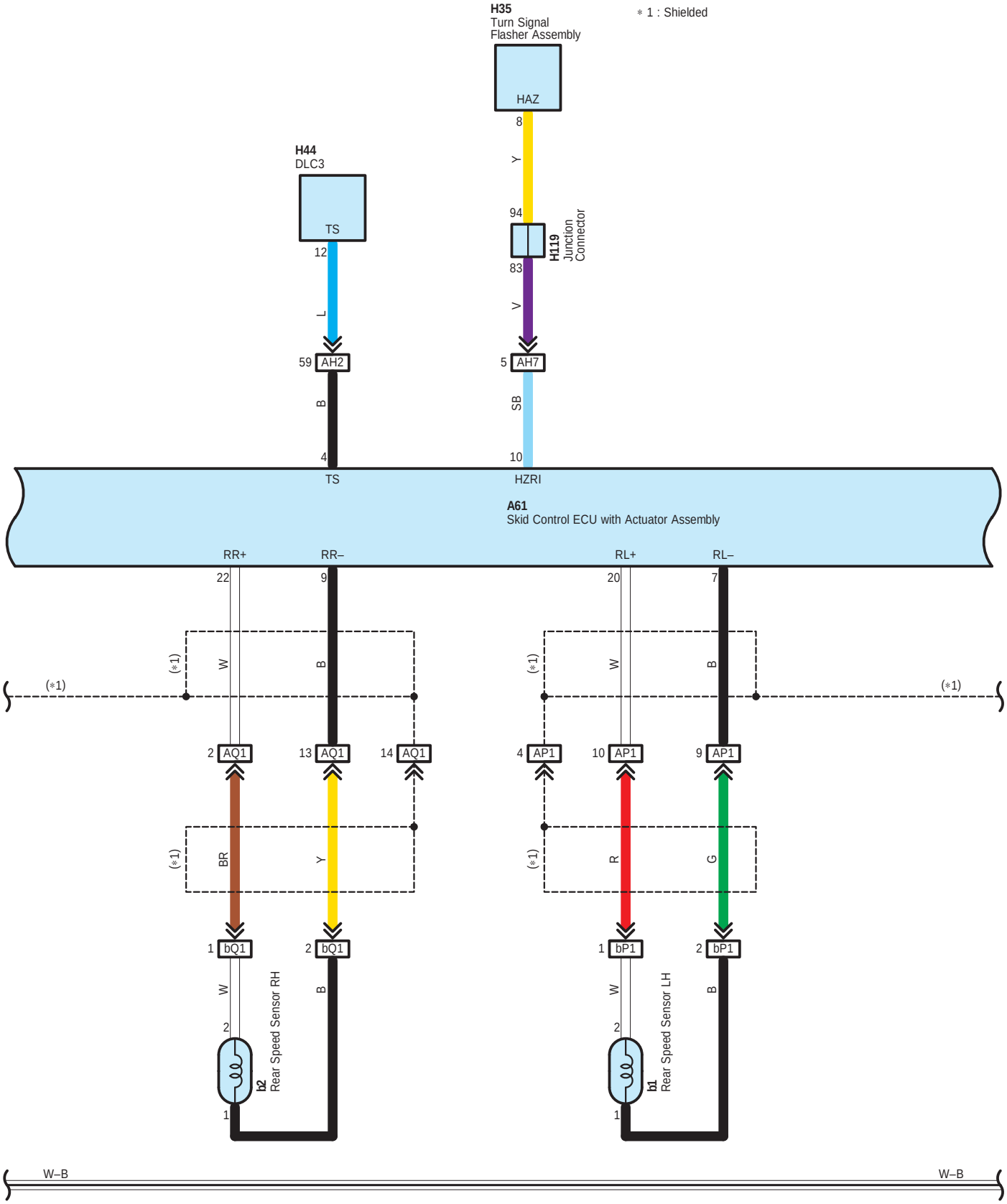
H35
Turn Signal
Flasher Assembly
∗1 : Shielded
HAZ
8
Y
94
H119
Junction
Connector
83
V
H44
DLC3
TS
12
L
59
AH2
5
AH7
B
SB
4
10
TS
HZRI
A61
Skid Control ECU with Actuator Assembly
RR+
RR–
RL+
RL–
22
9
20
7
(∗1)
W
B
(∗1)
(∗1)
W
B
(∗1)
2
AQ1
13
AQ1
14
AQ1
4
AP1
10
AP1
9
AP1
(∗1)
BR
Y
(∗1)
R
G
1
bQ1
2
bQ1
1
bP1
2
bP1
W
B
W
B
2
2
b2
Rear Speed Sensor RH
b1
Rear Speed Sensor LH
1
1
W–B
W–B

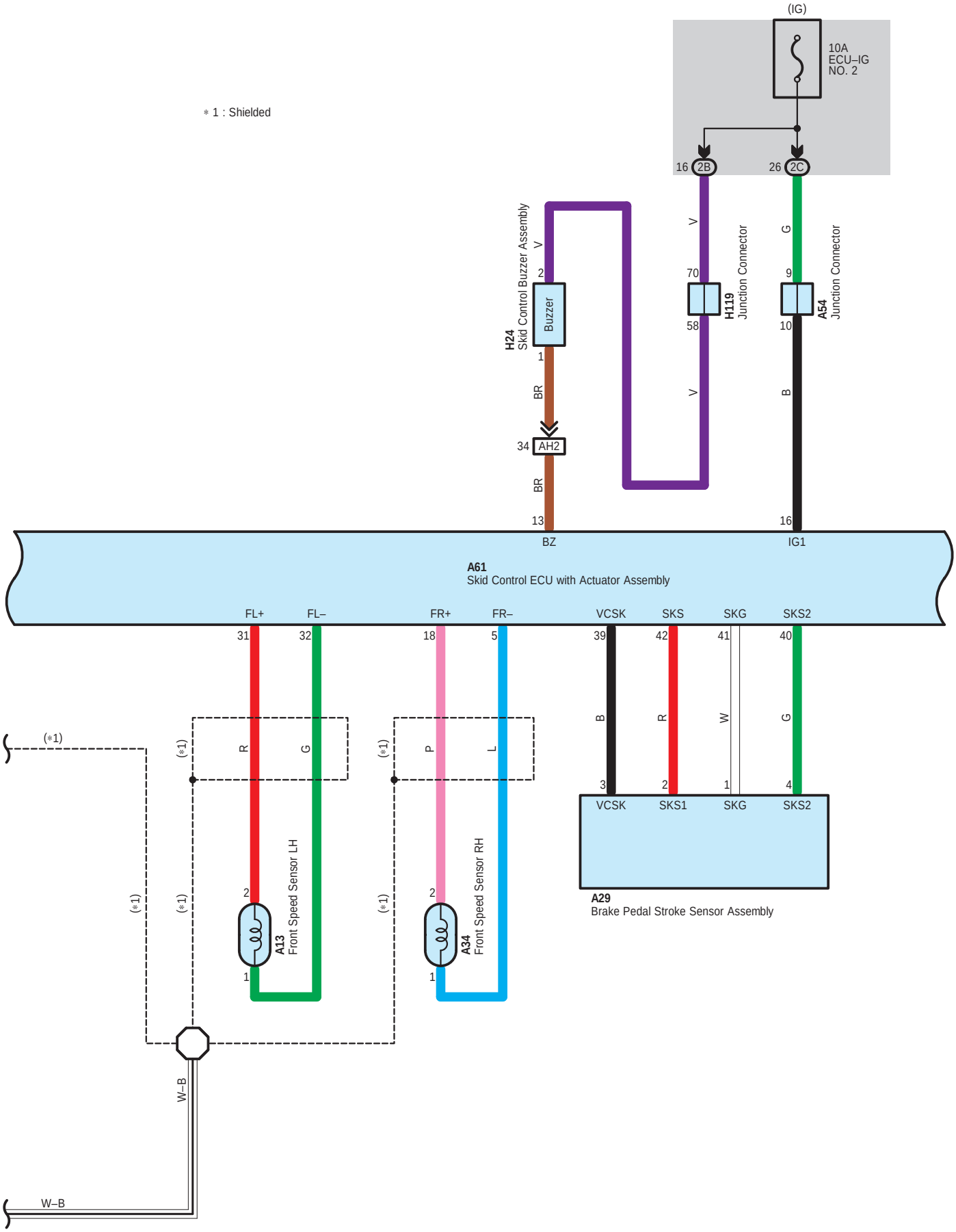
(IG)
10A
ECU–IG
NO. 2
∗1 : Shielded
16 2B
26 2C
V
G
H24
Skid Control Buzzer Assembly
Buzzer
2
1
70
58
H119
Junction Connector
9
10
A54
Junction Connector
BR
B
34 AH2
13
16
BZ
IG1
A61
Skid Control ECU with Actuator Assembly
FL+
FL–
FR+
FR–
VCSK
SKS
SKG
SKS2
31
32
18
5
39
42
41
40
R
G
P
L
B
W
3
2
1
4
VCSK
SKS1
SKG
SKS2
A29
Brake Pedal Stroke Sensor Assembly
(∗1)
A13
Front Speed Sensor LH
A34
Front Speed Sensor RH
W–B

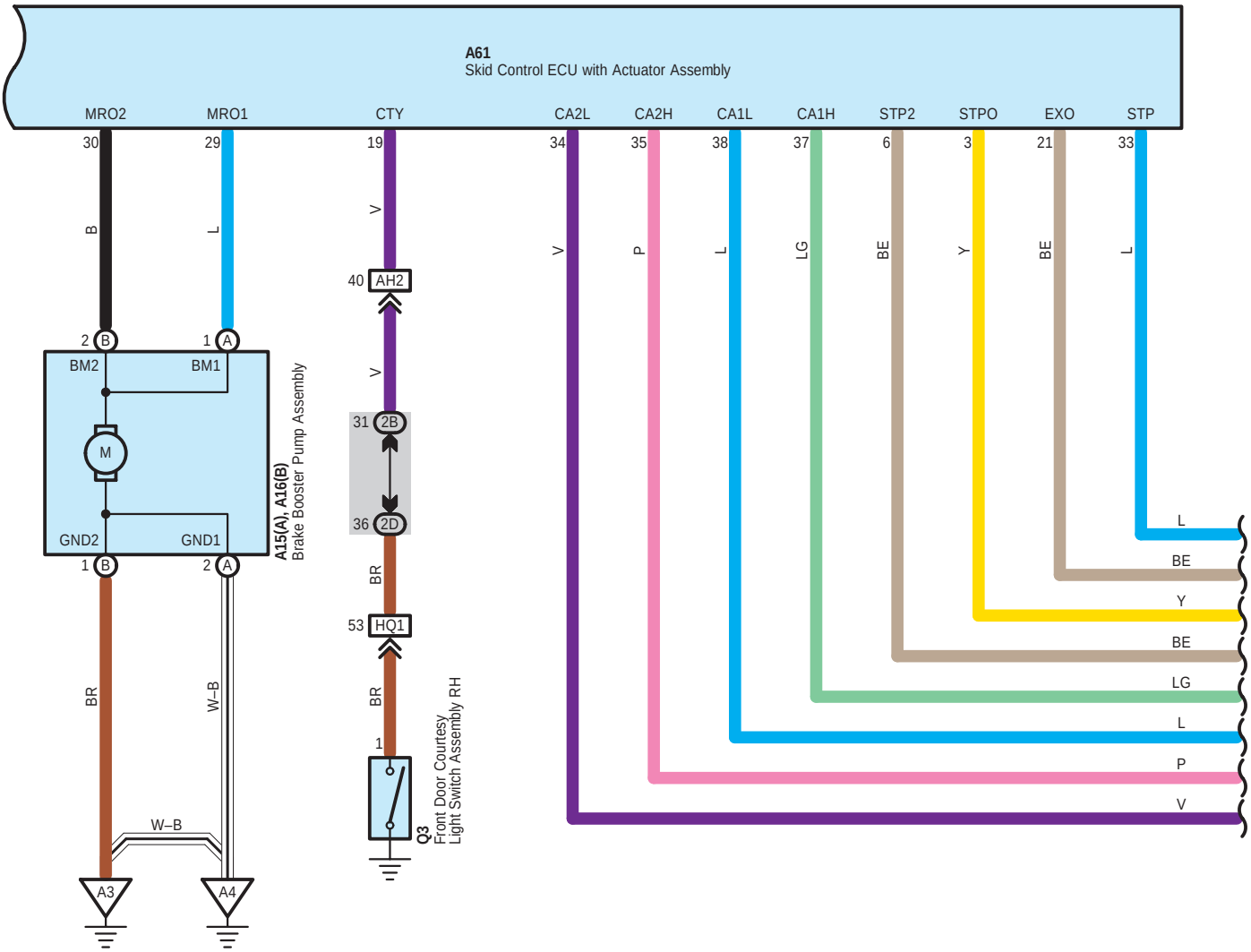
A61
Skid Control ECU with Actuator Assembly
MRO2
MRO1
CTY
CA2L
CA2H
CA1L
CA1H
STP2
STPO
EXO
STP
30
29
19
34
35
38
37
6
3
21
33
B
L
V
V
P
L
LG
BE
Y
BE
L
40
AH2
2
B
1
A
BM2
BM1
M
GND2
GND1
A15(A), A16(B)
Brake Booster Pump Assembly
31
2B
36
2D
BR
53
HQ1
BR
1
Q3
Front Door Courtesy
Light Switch Assembly RH
BR
W–B
W–B
A3
A4
L
BE
Y
BE
LG
L
P
V

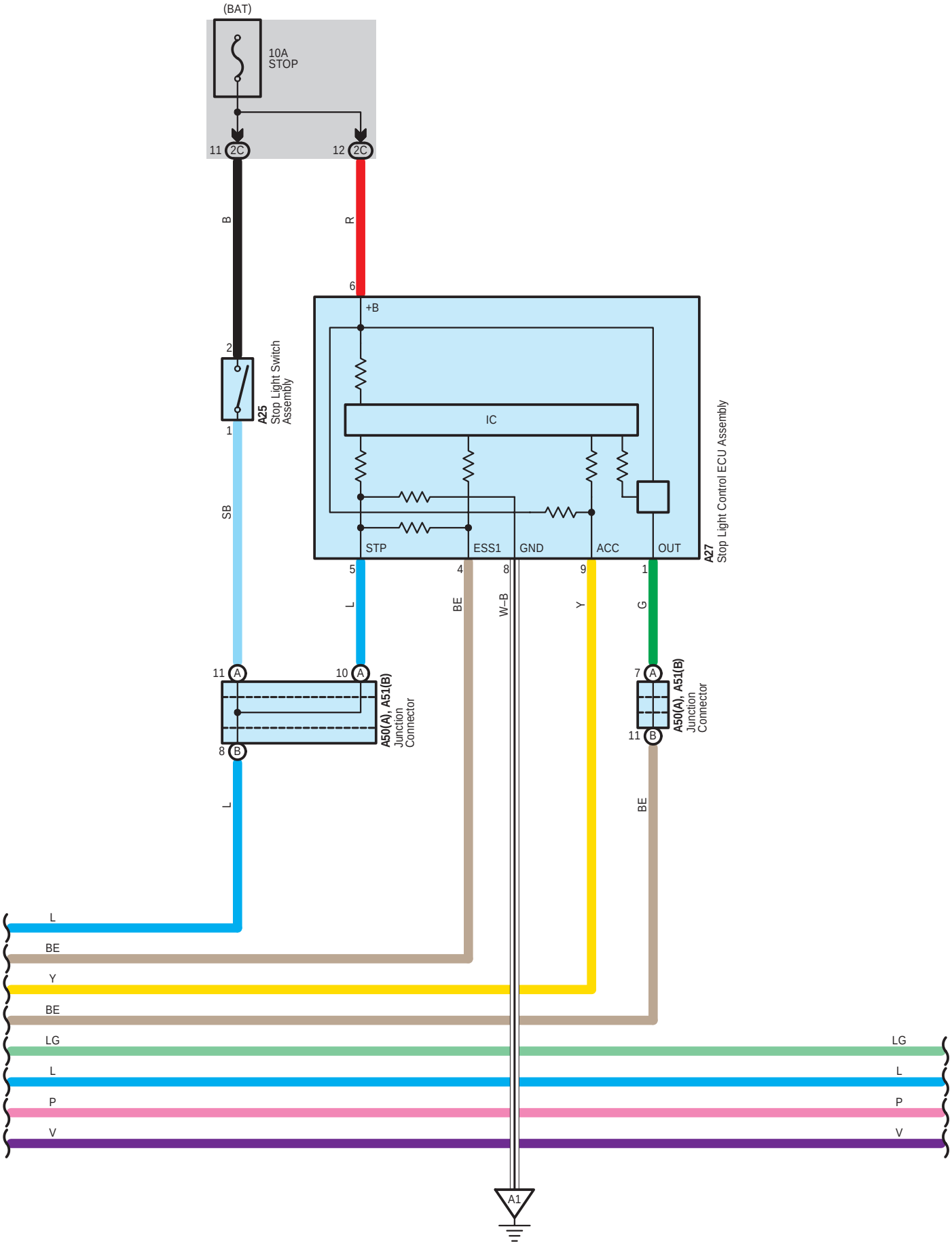
(BAT)
10A
STOP
11 2C
12 2C
B
R
6
+B
2
A25
Stop Light Switch
Assembly
1
IC
SB
STP
ESS1
GND
ACC
OUT
A27
Stop Light Control ECU Assembly
5
4
8
9
1
L
BE
W–B
Y
G
11 A
10 A
8 B
A50(A), A51(B)
Junction
Connector
7 A
11 B
A50(A), A51(B)
Junction
Connector
L
BE
L
BE
Y
BE
LG
L
P
V
LG
L
P
V
A1

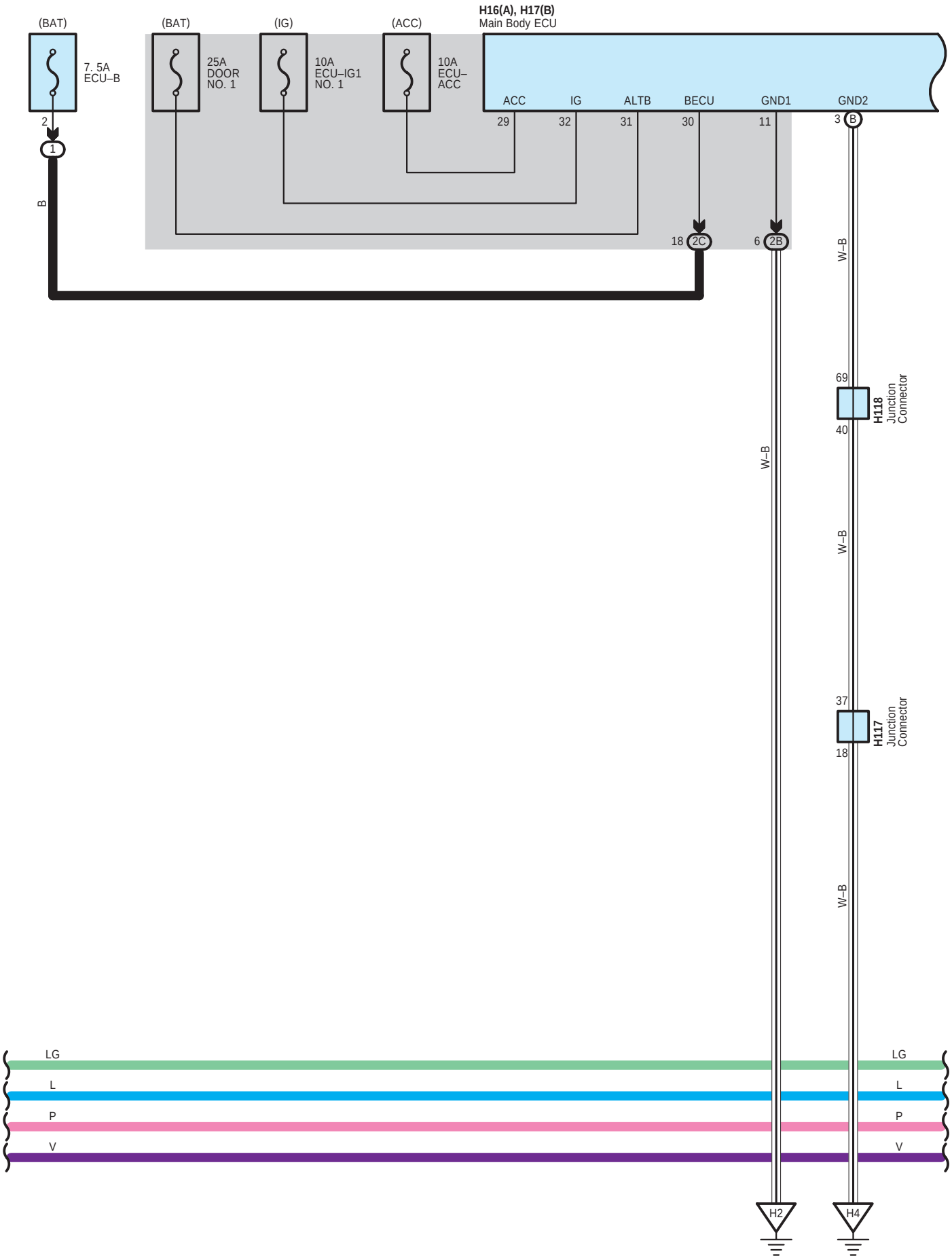
(BAT)
7. 5A
ECU–B
(BAT)
25A
DOOR
NO. 1
(IG)
10A
ECU–IG1
NO. 1
(ACC)
10A
ECU–
ACC
H16(A), H17(B)
Main Body ECU
ACC
IG
ALTB
BECU
GND1
GND2
2
1
B
29
32
31
30
11
3
B
18
2C
6
2B
W–B
69
40
H118
Junction
Connector
W–B
W–B
37
18
H117
Junction
Connector
W–B
LG
L
P
V
LG
L
P
V
H2
H4

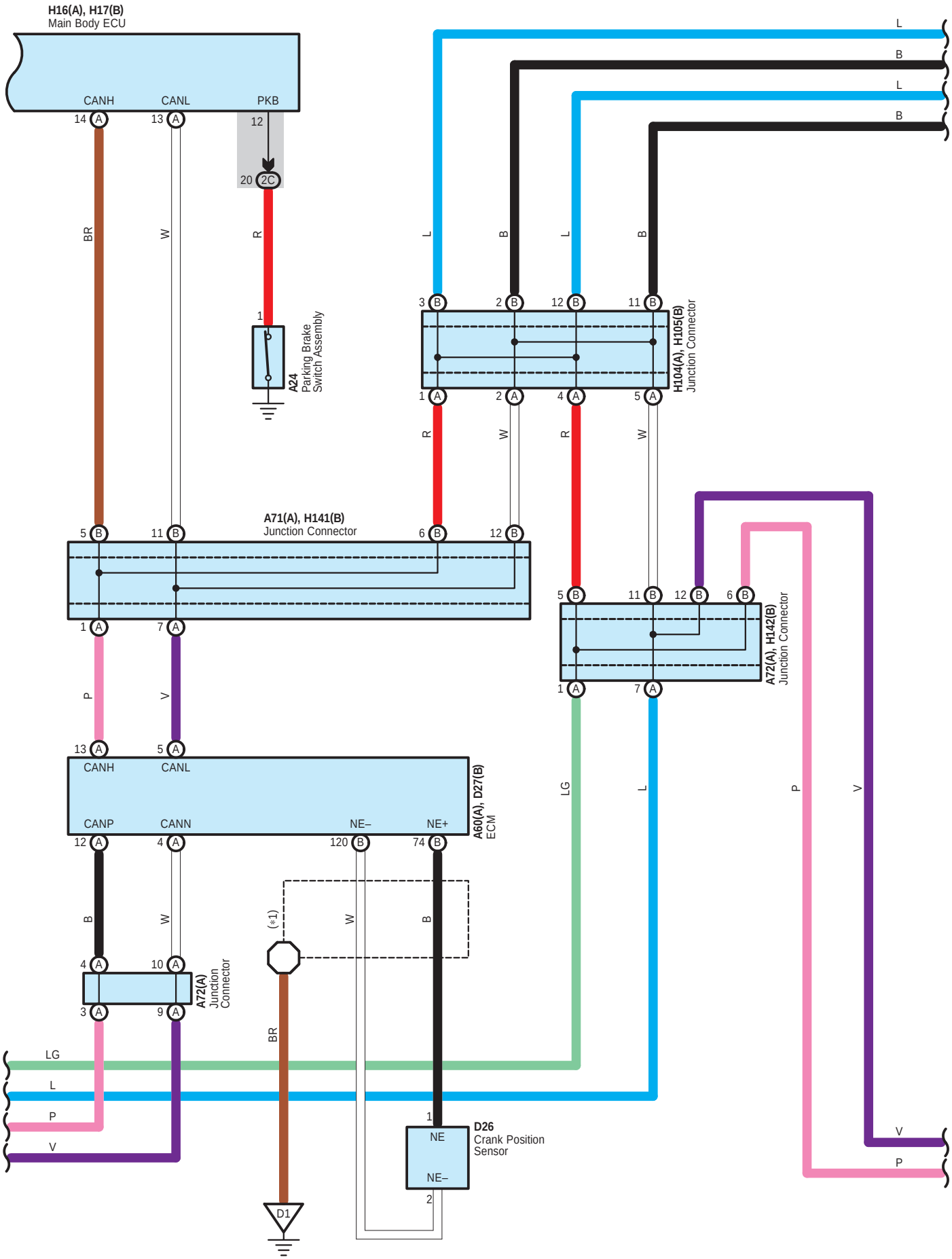
H16(A), H17(B)
Main Body ECU
CANH
CANL
PKB
14 A
13 A
12
20 2C
BR
W
R
1
A24
Parking Brake
Switch Assembly
L
B
L
B
3 B
2 B
12 B
11 B
H104(A), H105(B)
Junction Connector
1 A
2 A
4 A
5 A
R
W
R
W
A71(A), H141(B)
Junction Connector
5 B
11 B
6 B
12 B
1 A
7 A
5 B
11 B
12 B
6 B
A72(A), H142(B)
Junction Connector
1 A
7 A
P
V
13 A
5 A
CANH
CANL
CANP
CANN
NE–
NE+
12 A
4 A
120 B
74 B
A60(A), D27(B)
ECM
LG
L
P
V
B
W
(*1)
W
B
4 A
10 A
3 A
9 A
A72(A)
Junction
Connector
BR
LG
L
P
V
1
NE
NE–
2
D26
Crank Position
Sensor
D1
V
P

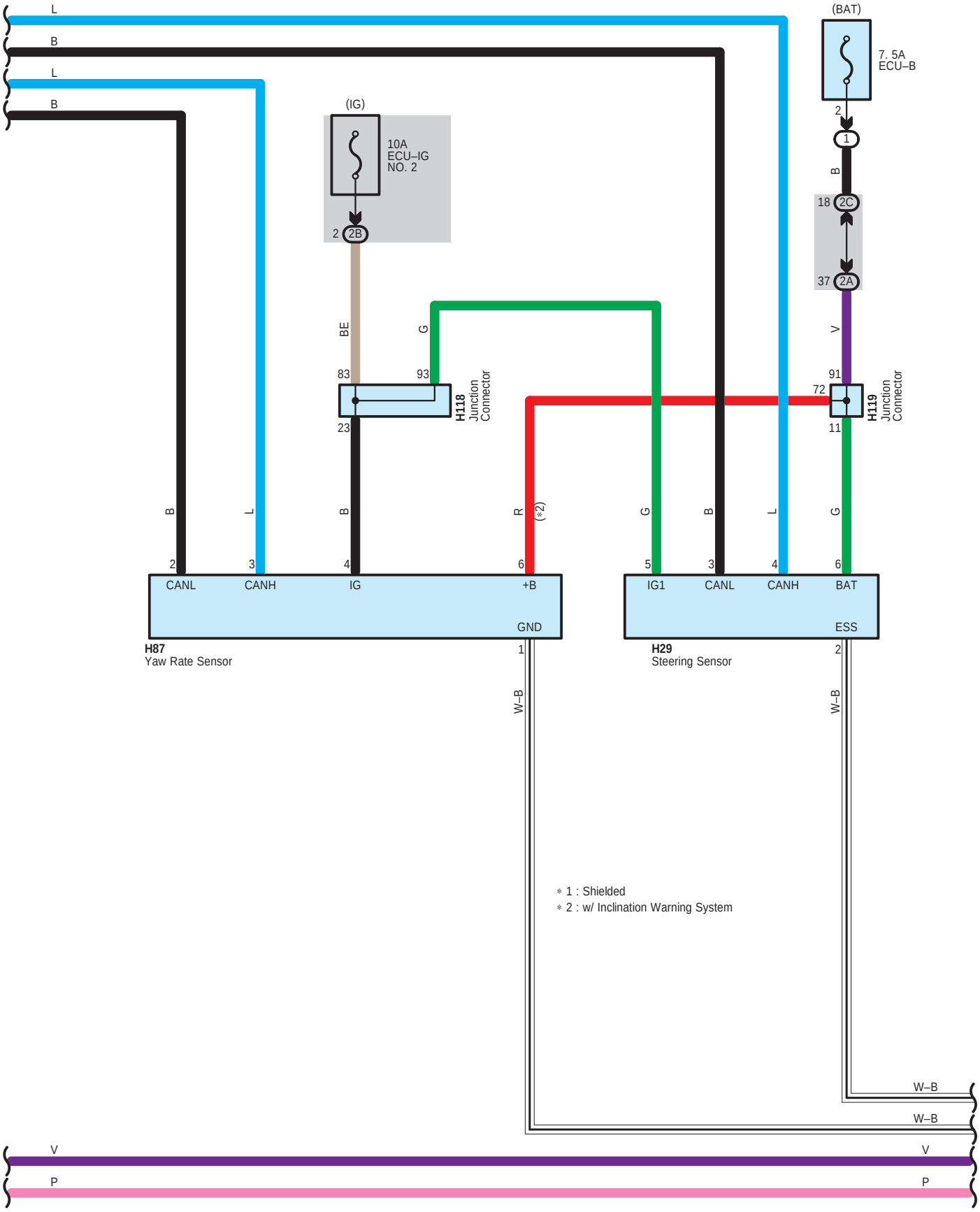
L
B
L
B
(IG)
10A
ECU–IG
NO. 2
2
2B
BE
G
83
93
H118
Junction
Connector
23
(BAT)
7. 5A
ECU–B
2
1
B
18
2C
37
2A
V
91
72
H119
Junction
Connector
11
B
L
B
R
(*2)
G
B
L
G
2
3
4
6
5
3
4
6
CANL
CANH
IG
+B
GND
IG1
CANL
CANH
BAT
ESS
H87
Yaw Rate Sensor
1
H29
Steering Sensor
2
W–B
W–B
* 1 : Shielded
* 2 : w/ Inclination Warning System
W–B
W–B
V
V
P
P

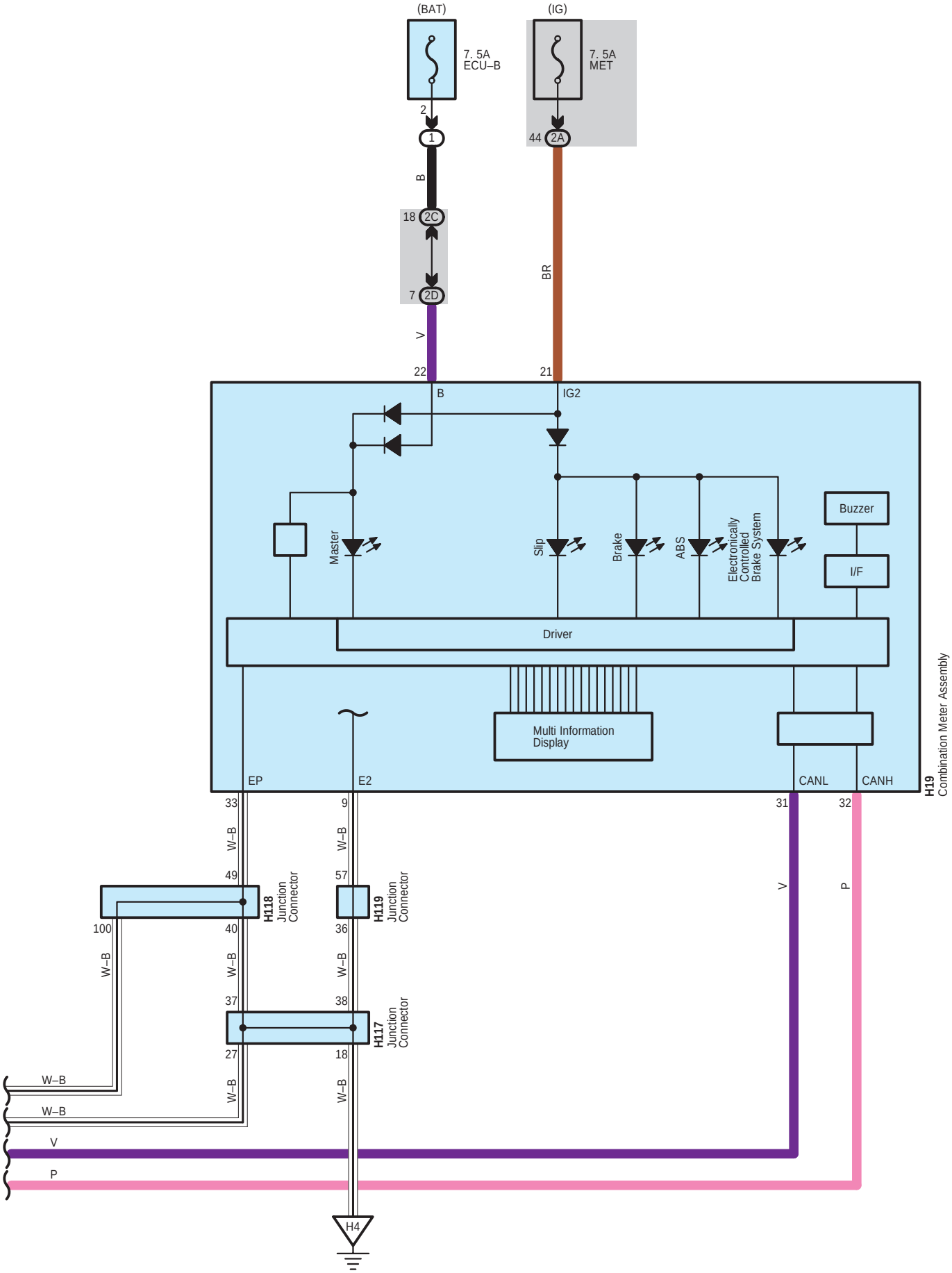
(BAT)
(IG)
7. 5A
ECU–B
7. 5A
MET
2
1
44
2A
B
18
2C
7
2D
BR
V
22
21
B
IG2
Master
Slip
Brake
ABS
Electronically
Controlled
Brake System
Buzzer
I/F
Driver
Multi Information
Display
EP
E2
CANL
CANH
H19
Combination Meter Assembly
33
9
31
32
W–B
49
57
H118
Junction
Connector
H119
Junction
Connector
100
40
36
37
38
H117
Junction
Connector
27
18
V
P
H4

A 13
Black



A 15
Gray

A 16
Black

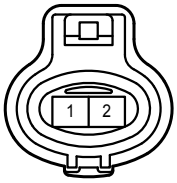

A 24
White

A 25
Green

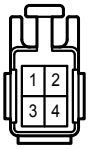

A 27
Black

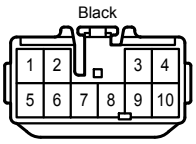

A 29
Black

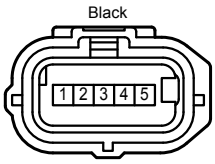

A 31
Black

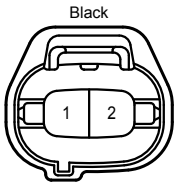

A 34
Black

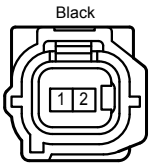

A 50
White

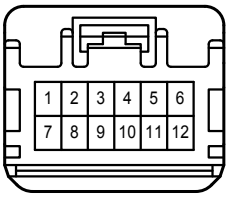

A 51
White

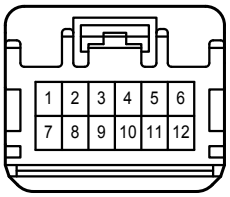

A 54
Black

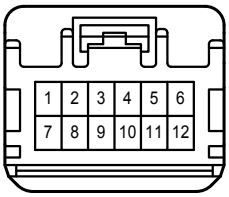

A 56
White

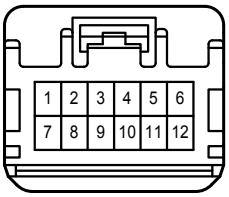

A 60
Black

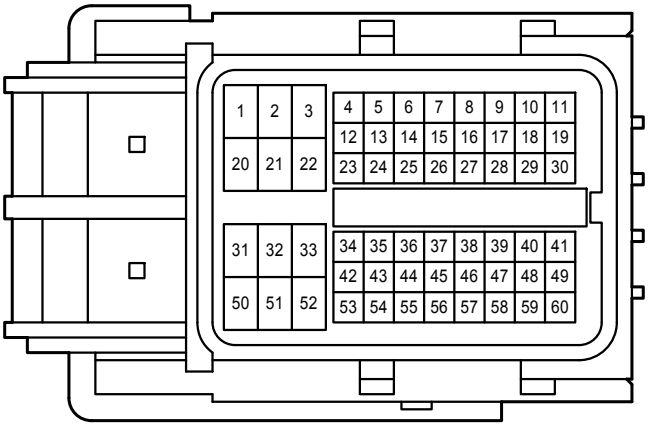

A 61
Gray

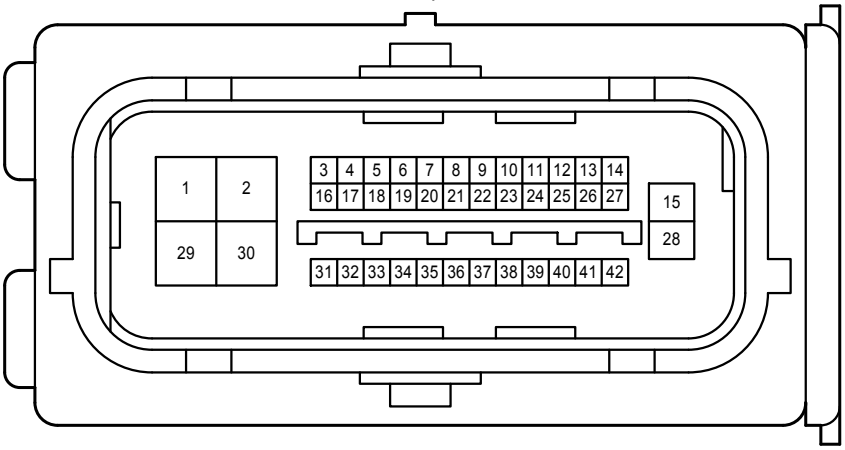

A 71
Gray

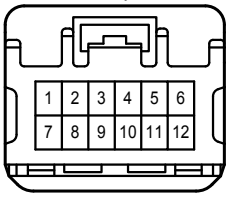

A 72
Blue

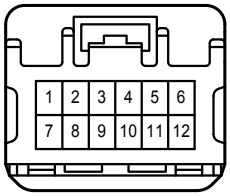

D 26
Black



D 27
Black

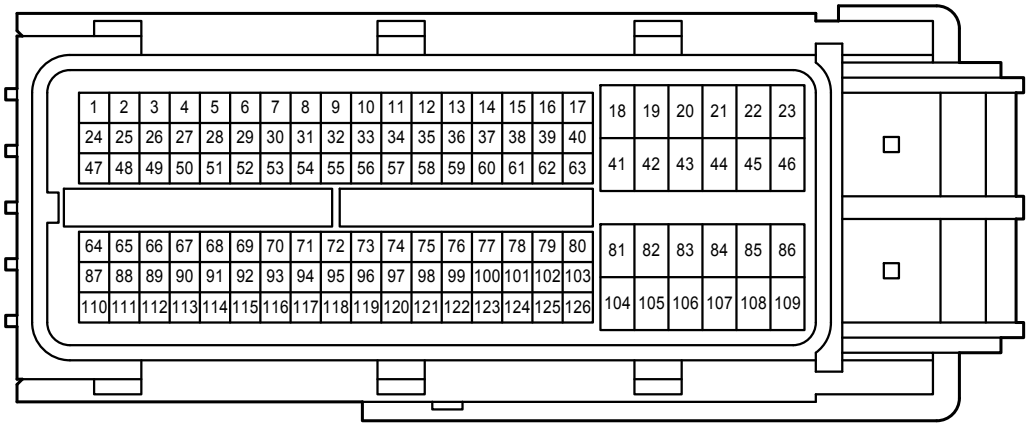

H 16
Black

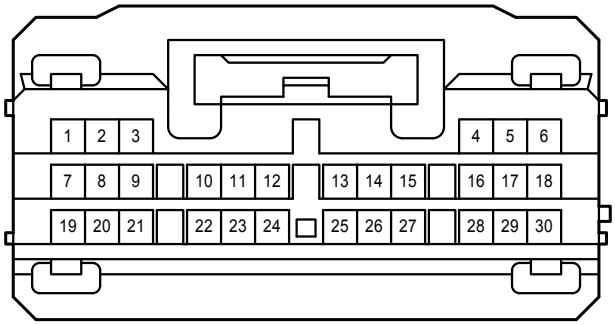

H 17
White

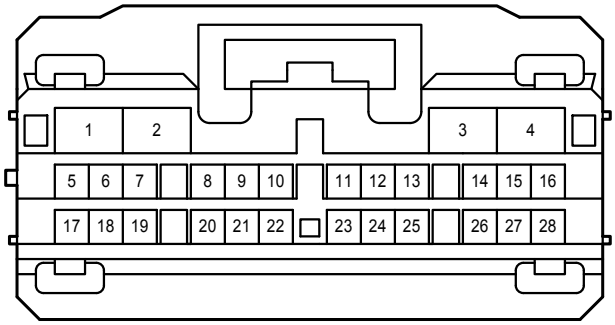

H 19
White

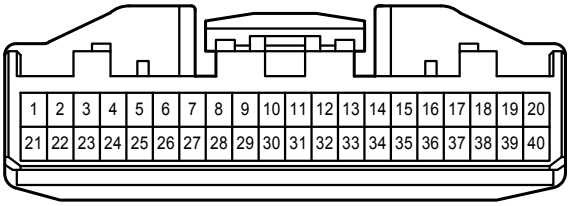

H 24
Blue



H 29
White

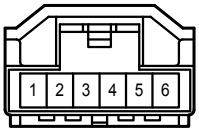

H 35
White

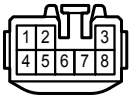

H 44
White

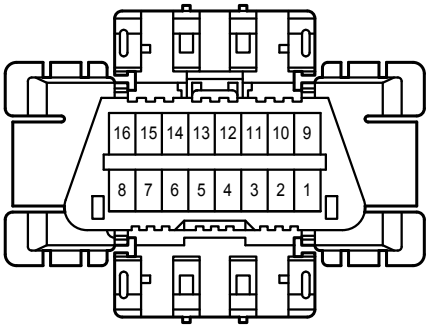

H 87
Black



H104
White

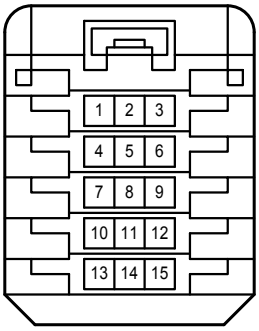

H105
White

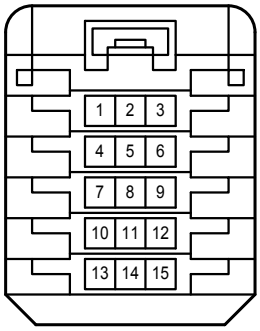

H117
White

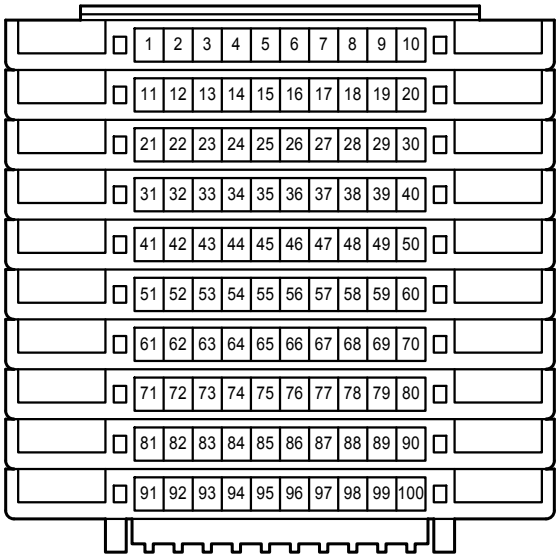

H118
White

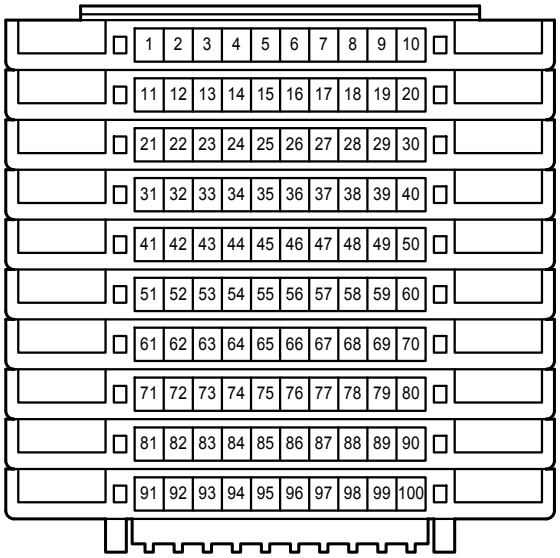

H119
White

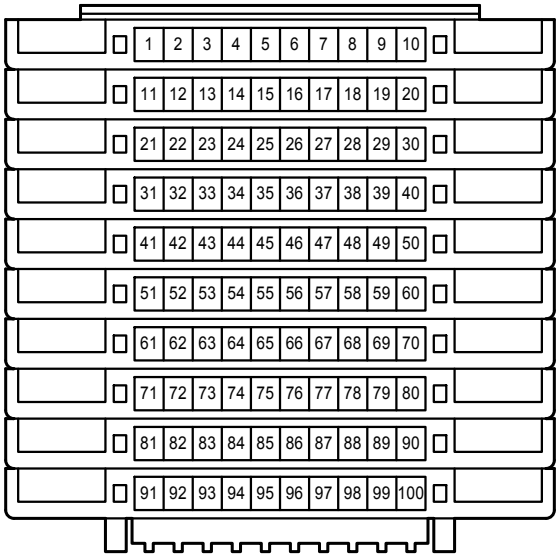

H141
Gray

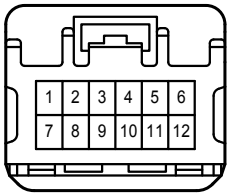

H142
Blue

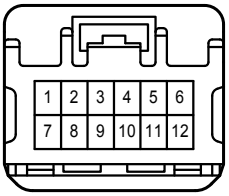

Q 3
White

b 1
Black



b 2
Black



2A
White

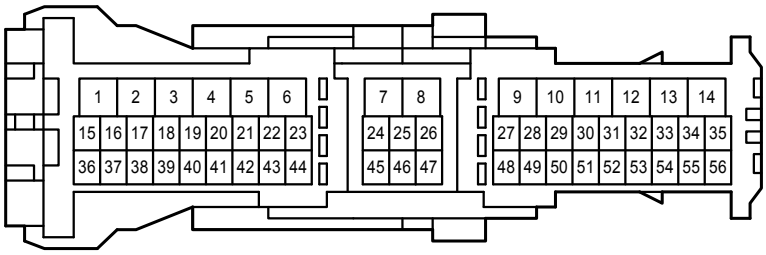

2B
White

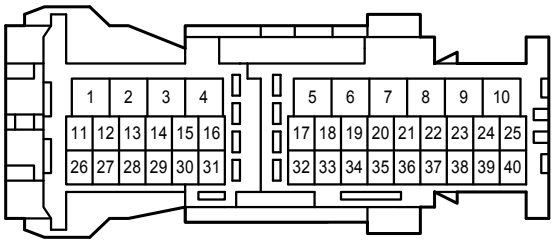

2C
White

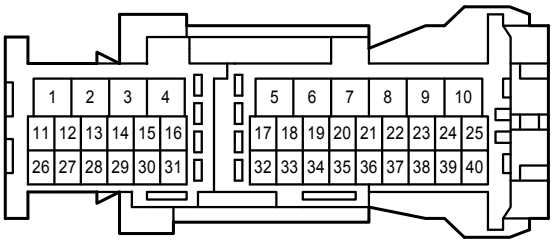

2D
White

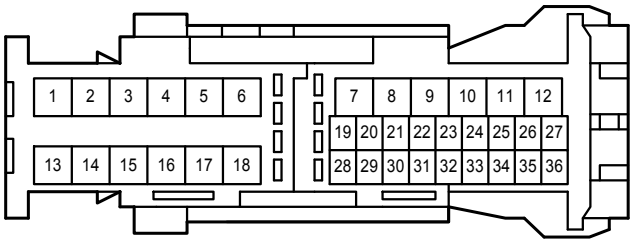

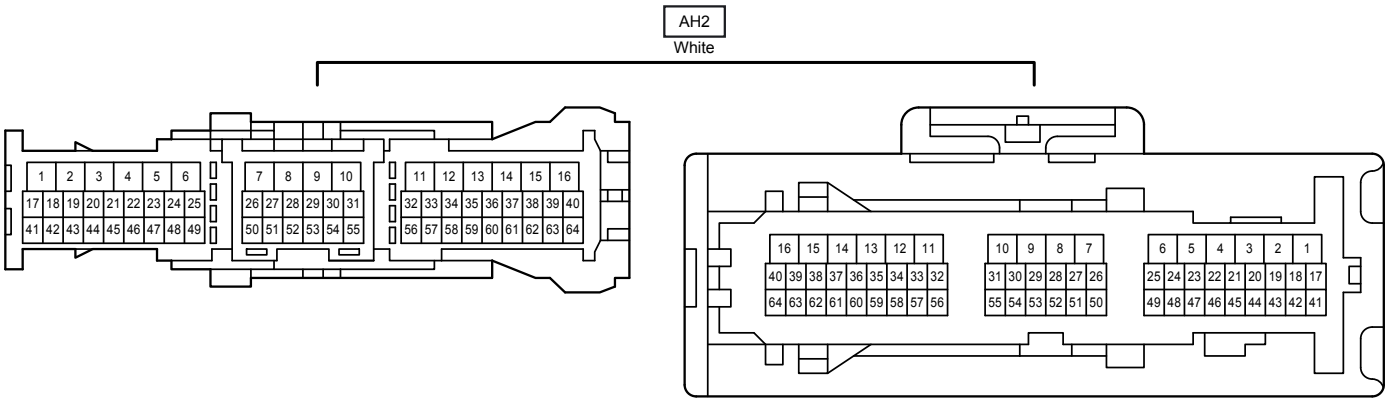
AH2
White

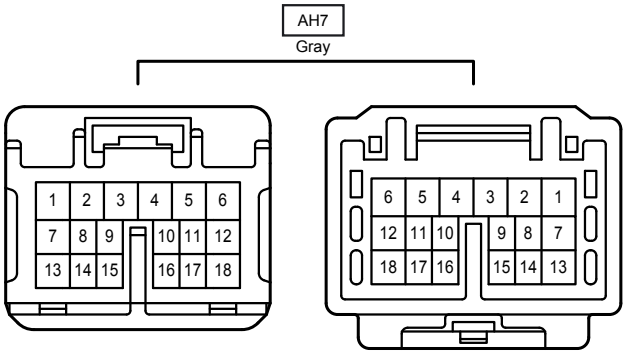
AH7
Gray

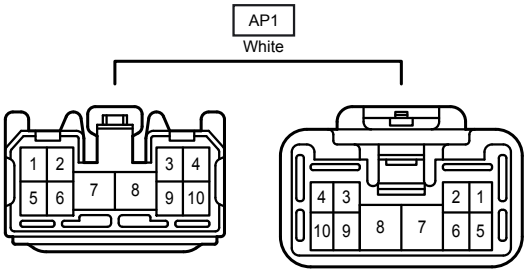
AP1
White

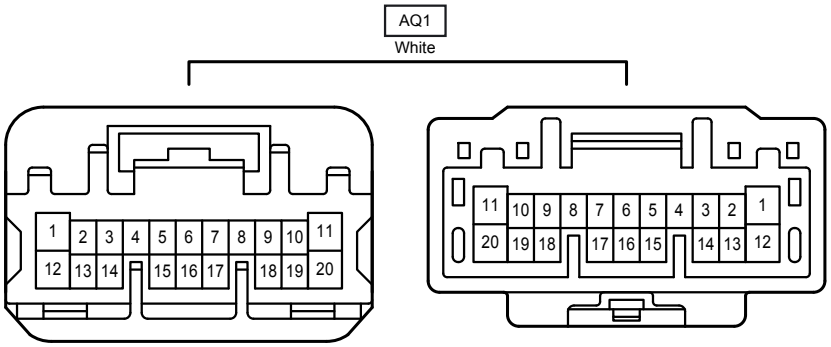
AQ1
White

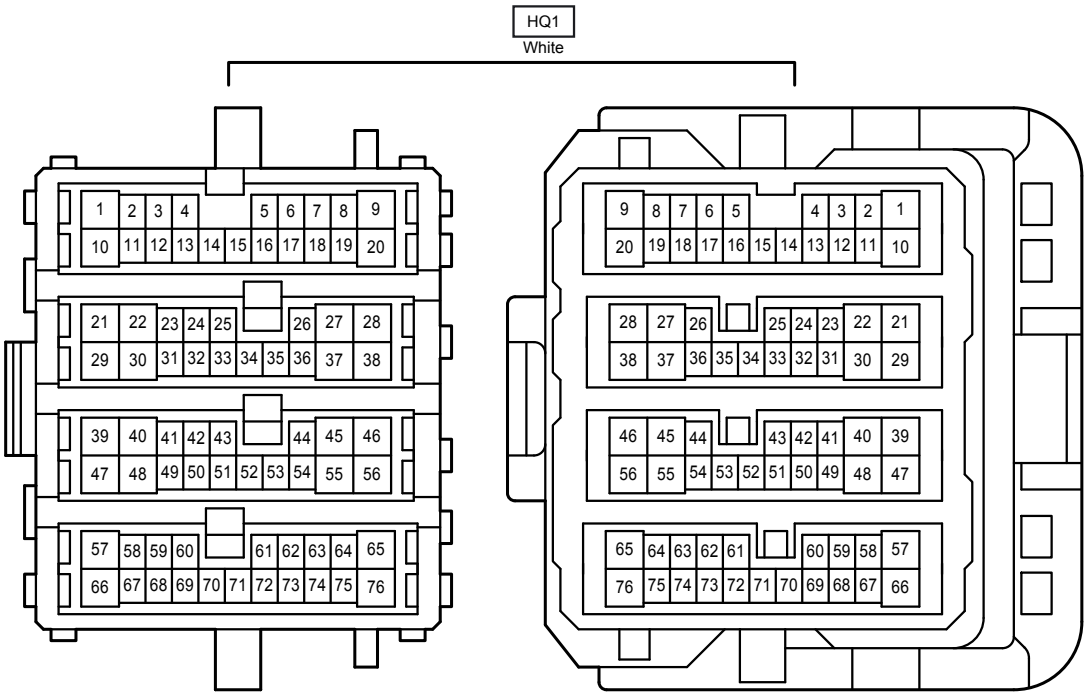
HQ1
White
1 2 3 4 5 6 7 8 9
10 11 12 13 14 15 16 17 18 19 20
21 22 23 24 25 26 27 28
29 30 31 32 33 34 35 36 37 38
39 40 41 42 43 44 45 46
47 48 49 50 51 52 53 54 55 56
57 58 59 60 61 62 63 64 65
66 67 68 69 70 71 72 73 74 75 76
9 8 7 6 5 4 3 2 1
20 19 18 17 16 15 14 13 12 11 10
28 27 26 25 24 23 22 21
38 37 36 35 34 33 32 31 30 29
46 45 44 43 42 41 40 39
56 55 54 53 52 51 50 49 48 47
65 64 63 62 61 60 59 58 57
76 75 74 73 72 71 70 69 68 67 66

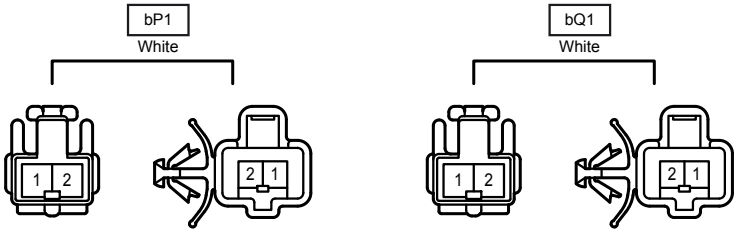
bP1
White
1 2
2 1
bQ1
White
1 2
2 1