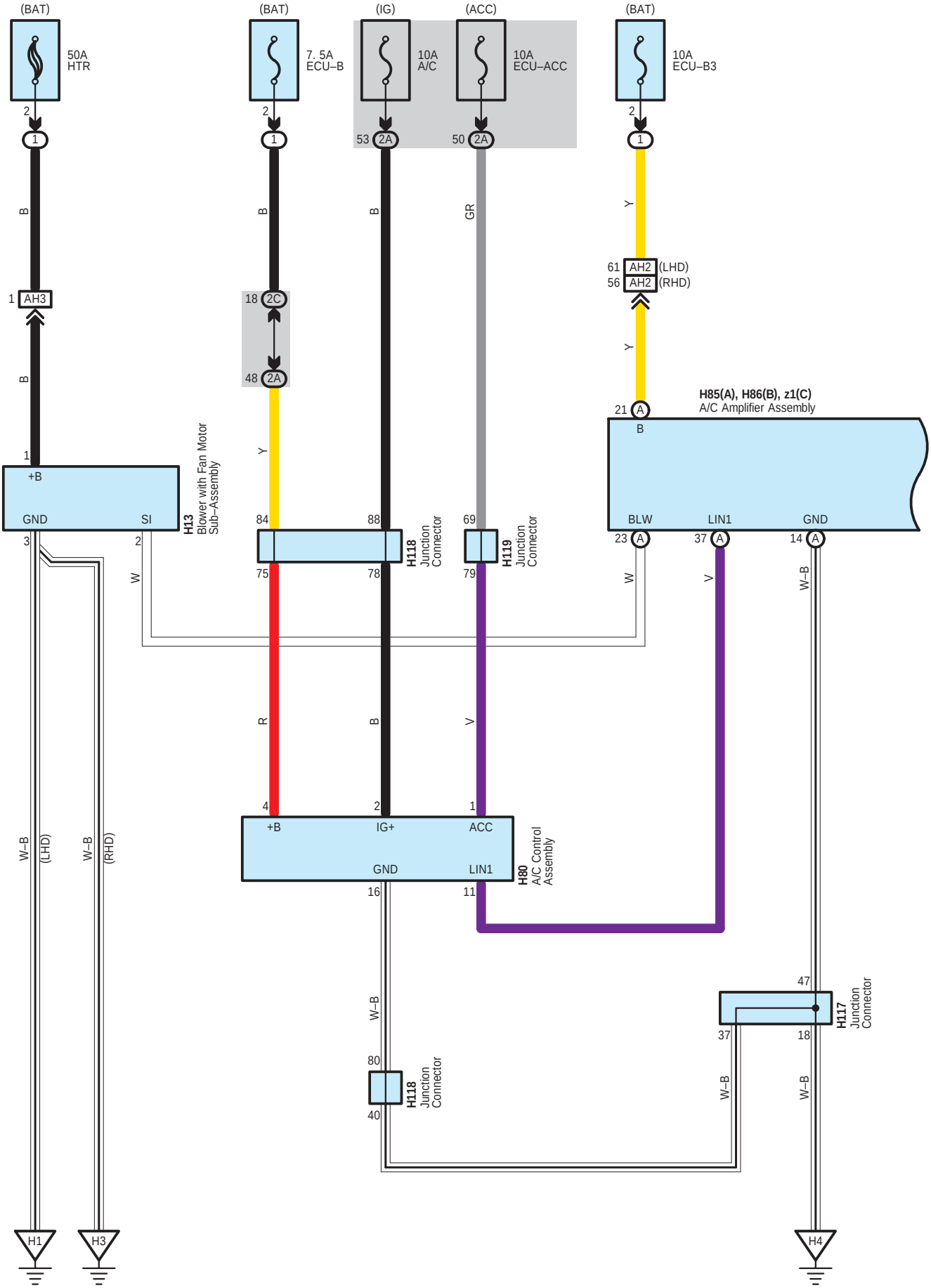
(BAT)
50A
HTR
(BAT)
7. 5A
ECU–B
(IG)
10A
A/C
(ACC)
10A
ECU–ACC
(BAT)
10A
ECU–B3
AH3
AH2 (LHD)
AH2 (RHD)
H85(A), H86(B), z1(C)
A/C Amplifier Assembly
H13
Blower with Fan Motor
Sub–Assembly
+B
GND
SI
BLW
LIN1
H118
Junction
Connector
H119
Junction
Connector
H80
A/C Control
Assembly
IG+
ACC
H117
Junction
Connector
W–B
(LHD)
(RHD)
H1
H3
H4

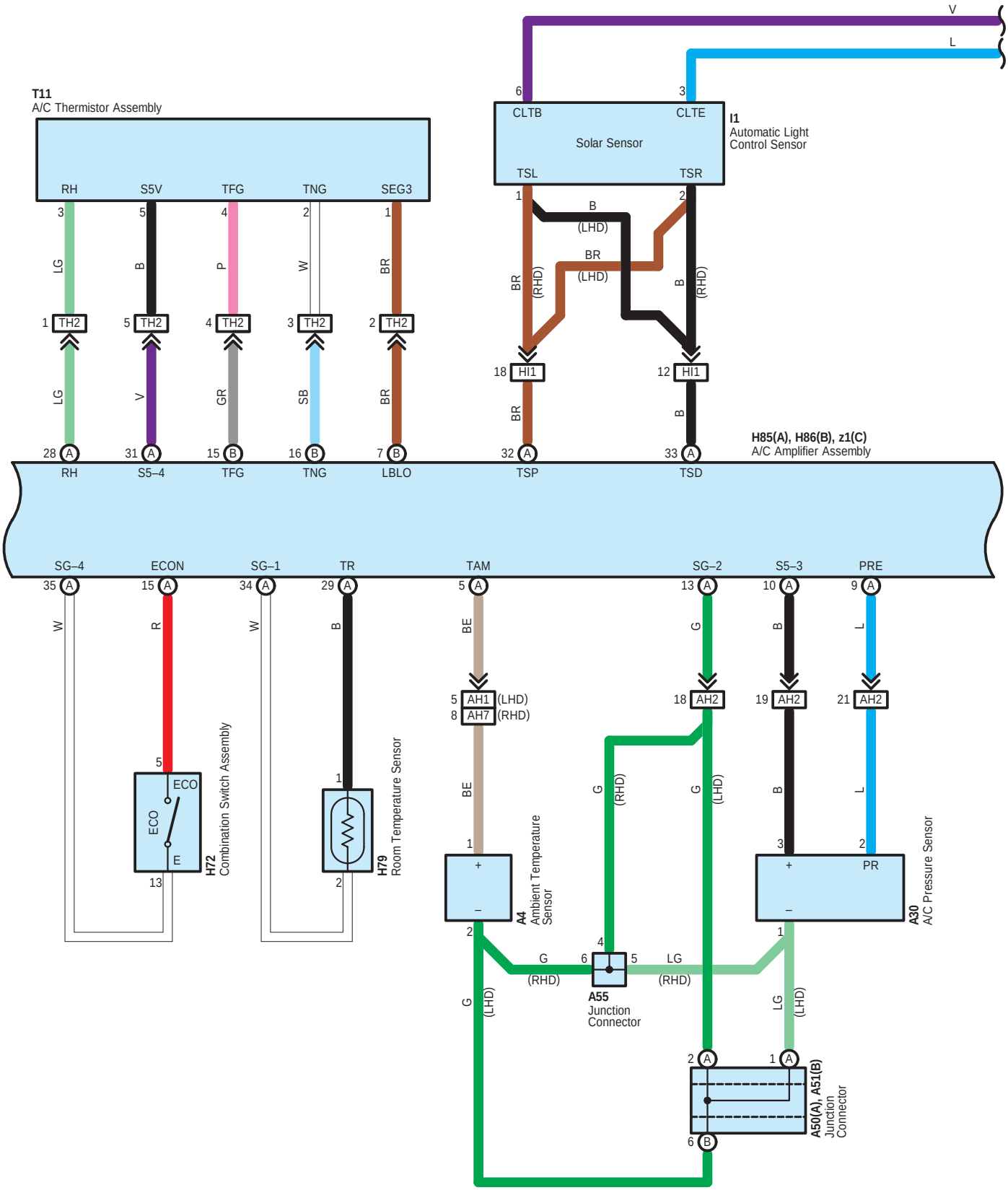
T11
A/C Thermistor Assembly
RH
S5V
TFG
TNG
SEG3
TH2
I1
Automatic Light
Control Sensor
Solar Sensor
CLTB
CLTE
TSL
TSR
HI1
H85(A), H86(B), z1(C)
A/C Amplifier Assembly
RH
S5–4
TFG
TNG
LBLO
TSP
TSD
SG–4
ECON
SG–1
TR
TAM
SG–2
S5–3
PRE
AH1
AH7
AH2
H72
Combination Switch Assembly
ECO
H79
Room Temperature Sensor
A4
Ambient Temperature
Sensor
A55
Junction
Connector
A30
A/C Pressure Sensor
PR
A50(A), A51(B)
Junction
Connector

V
V
L
L

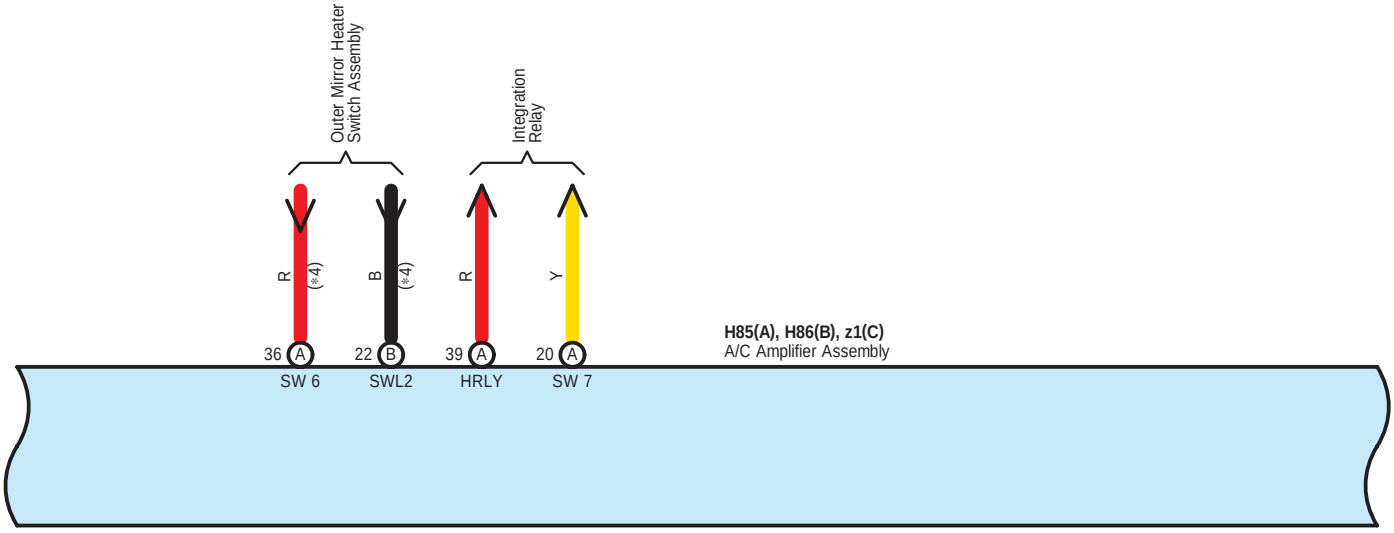
Outer Mirror Heater Switch Assembly
Integration Relay
R
(*4)
B
(*4)
R
Y
36 A
22 B
39 A
20 A
SW 6
SWL2
HRLY
SW 7
H85(A), H86(B), z1(C)
A/C Amplifier Assembly

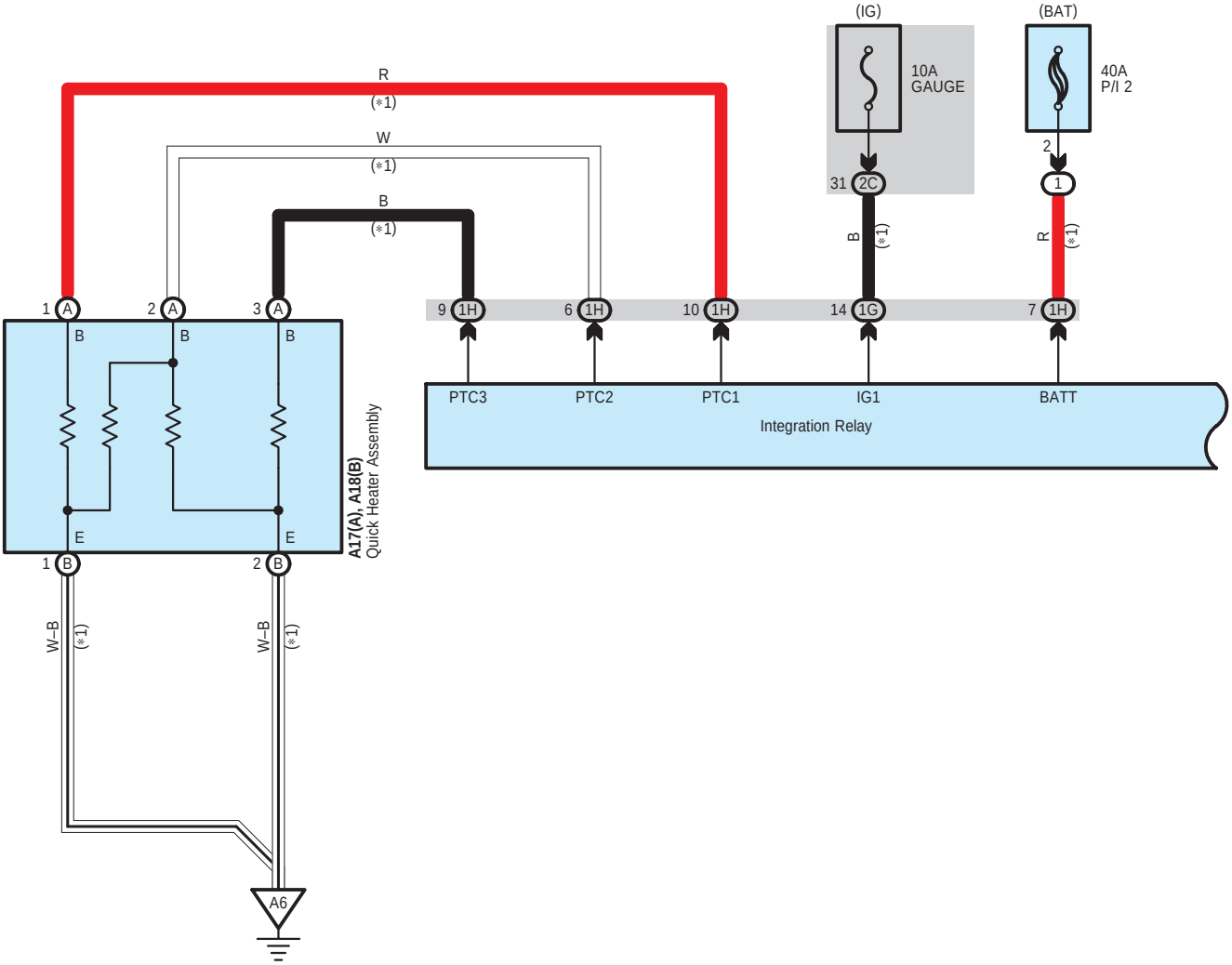
(IG)
(BAT)
10A
GAUGE
40A
P/I 2
R
(*1)
W
(*1)
B
(*1)
31 2C
2
1
B
(*1)
R
(*1)
1 A
2 A
3 A
9 1H
6 1H
10 1H
14 1G
7 1H
B
B
B
PTC3
PTC2
PTC1
IG1
BATT
Integration Relay
A17(A), A18(B)
Quick Heater Assembly
E
E
1 B
2 B
W–B
(*1)
W–B
(*1)
A6

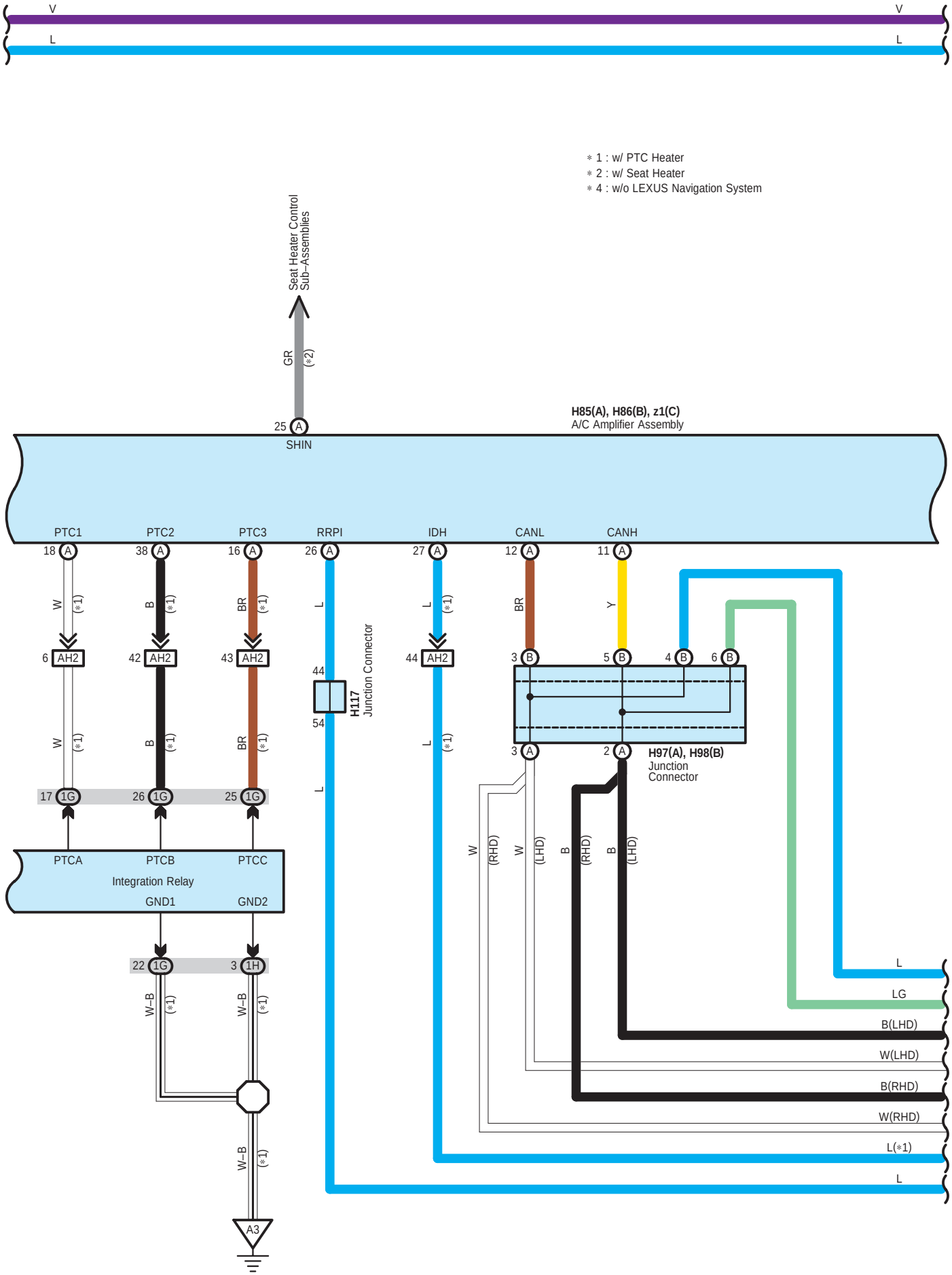
V
L
V
L
* 1 : w/ PTC Heater
* 2 : w/ Seat Heater
* 4 : w/o LEXUS Navigation System
Seat Heater Control Sub–Assemblies
GR
(*2)
25 A
SHIN
H85(A), H86(B), z1(C)
A/C Amplifier Assembly
PTC1
PTC2
PTC3
RRPI
IDH
CANL
CANH
18 A
38 A
16 A
26 A
27 A
12 A
11 A
W
(*1)
B
BR
L
Y
6 AH2
42 AH2
43 AH2
44 AH2
44
54
H117
Junction Connector
3 B
5 B
4 B
6 B
3 A
2 A
H97(A), H98(B)
Junction Connector
17 1G
26 1G
25 1G
PTCA
PTCB
PTCC
Integration Relay
GND1
GND2
22 1G
3 1H
W–B
W
(RHD)
(LHD)
B
L
LG
B(LHD)
W(LHD)
B(RHD)
W(RHD)
L(*1)
A3

∗ 1 : w/ PTC Heater
∗ 6 : Before Nov. 2011 Production
∗ 7 : From Nov. 2011 Production

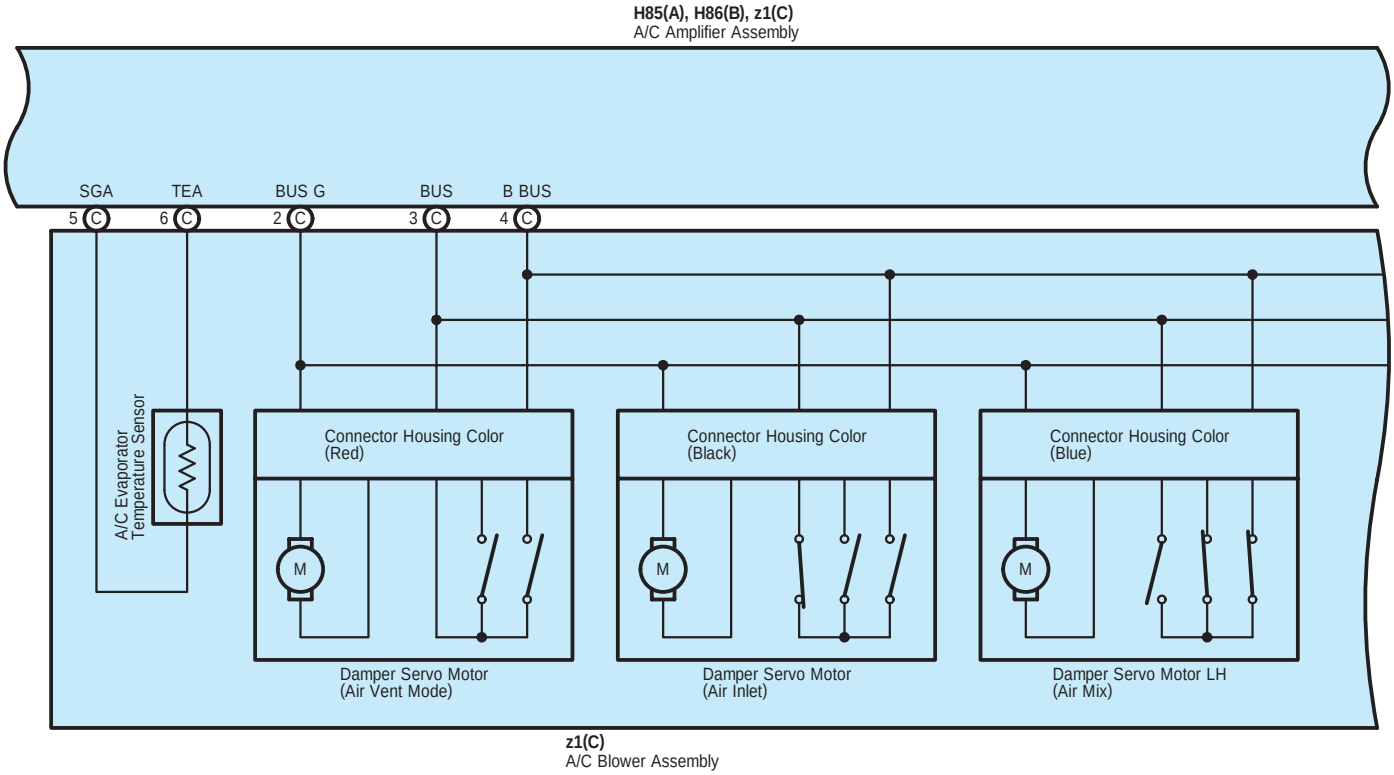

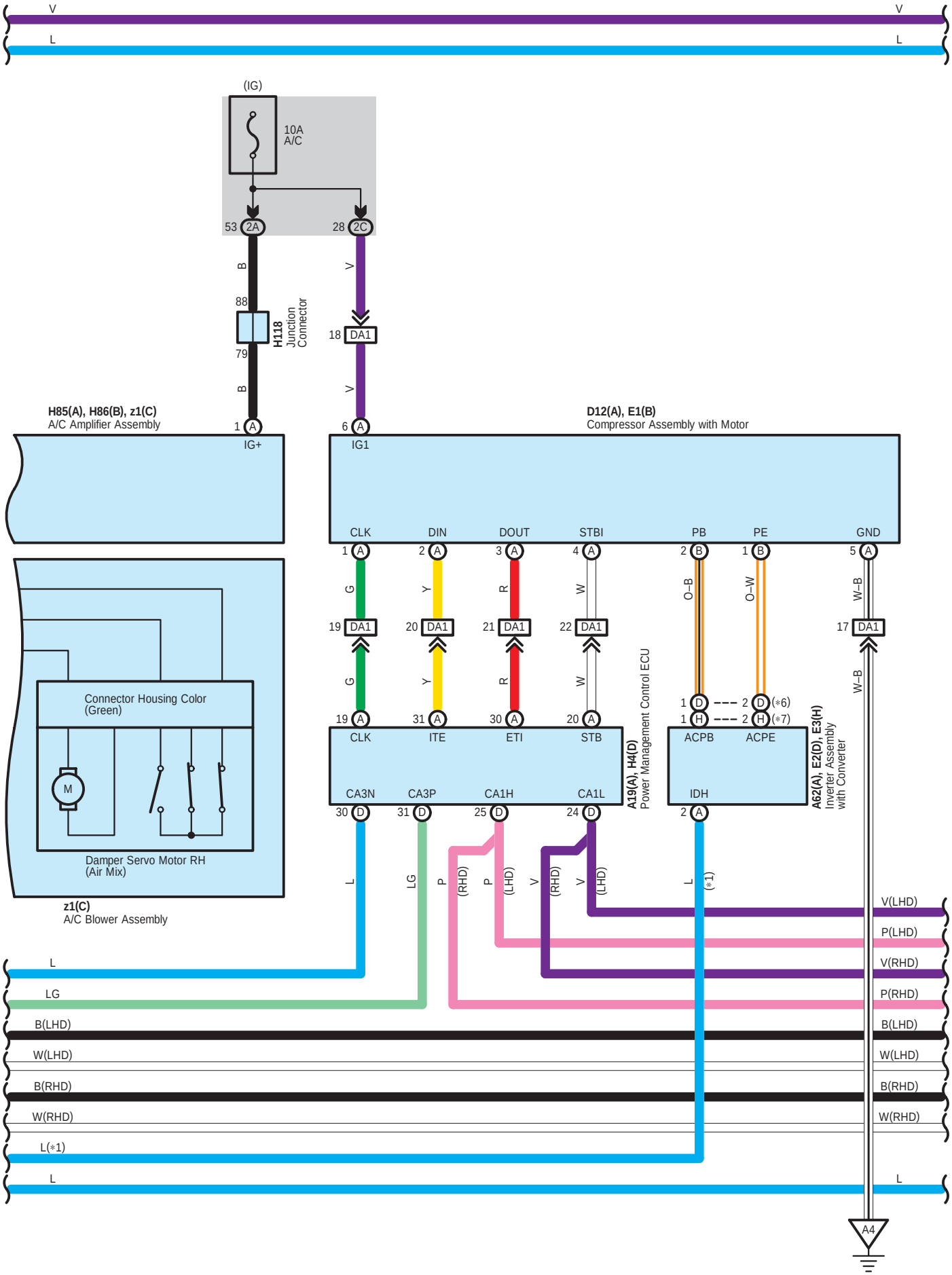
V
L
(IG)
10A
A/C
53 2A
28 2C
B
V
88
H118
Junction
Connector
79
18 DA1
B
V
H85(A), H86(B), z1(C)
A/C Amplifier Assembly
1 A
IG+
6 A
IG1
D12(A), E1(B)
Compressor Assembly with Motor
CLK
DIN
DOUT
STBI
PB
PE
GND
1 A
2 A
3 A
4 A
2 B
1 B
5 A
G
Y
R
W
O–B
O–W
W–B
19 DA1
20 DA1
21 DA1
22 DA1
17 DA1
G
Y
R
W
W–B
Connector Housing Color
(Green)
M
Damper Servo Motor RH
(Air Mix)
z1(C)
A/C Blower Assembly
19 A
31 A
30 A
20 A
CLK
ITE
ETI
STB
CA3N
CA3P
CA1H
CA1L
30 D
31 D
25 D
24 D
A19(A), H4(D)
Power Management Control ECU
1 D
2 D (*6)
1 H
2 H (*7)
ACPB
ACPE
IDH
2 A
A62(A), E2(D), E3(H)
Inverter Assembly
with Converter
L
LG
P
(RHD)
P
(LHD)
V
(RHD)
V
(LHD)
L
(*1)
V(LHD)
P(LHD)
V(RHD)
P(RHD)
B(LHD)
W(LHD)
B(RHD)
W(RHD)
L
LG
B(LHD)
W(LHD)
B(RHD)
W(RHD)
L(*1)
L
L
A4

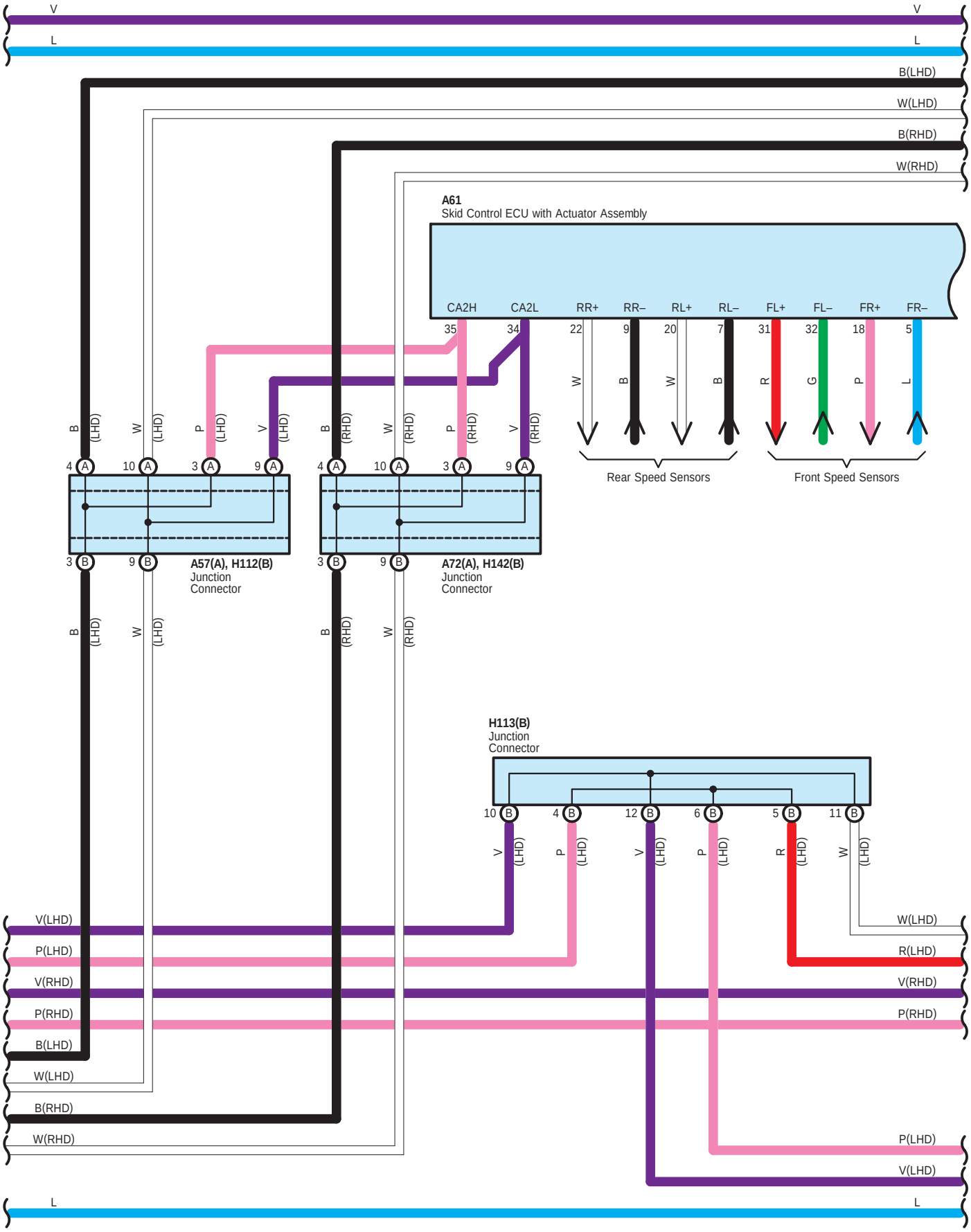
V
L
B(LHD)
W(LHD)
B(RHD)
W(RHD)
A61
Skid Control ECU with Actuator Assembly
CA2H
CA2L
RR+
RR–
RL+
RL–
FL+
FL–
FR+
FR–
35
34
22
9
20
7
31
32
18
5
Rear Speed Sensors
Front Speed Sensors
A57(A), H112(B)
Junction
Connector
A72(A), H142(B)
Junction
Connector
H113(B)
Junction
Connector
10
4
12
6
5
11
V(LHD)
P(LHD)
V(RHD)
P(RHD)
B(LHD)
W(LHD)
B(RHD)
W(RHD)
R(LHD)

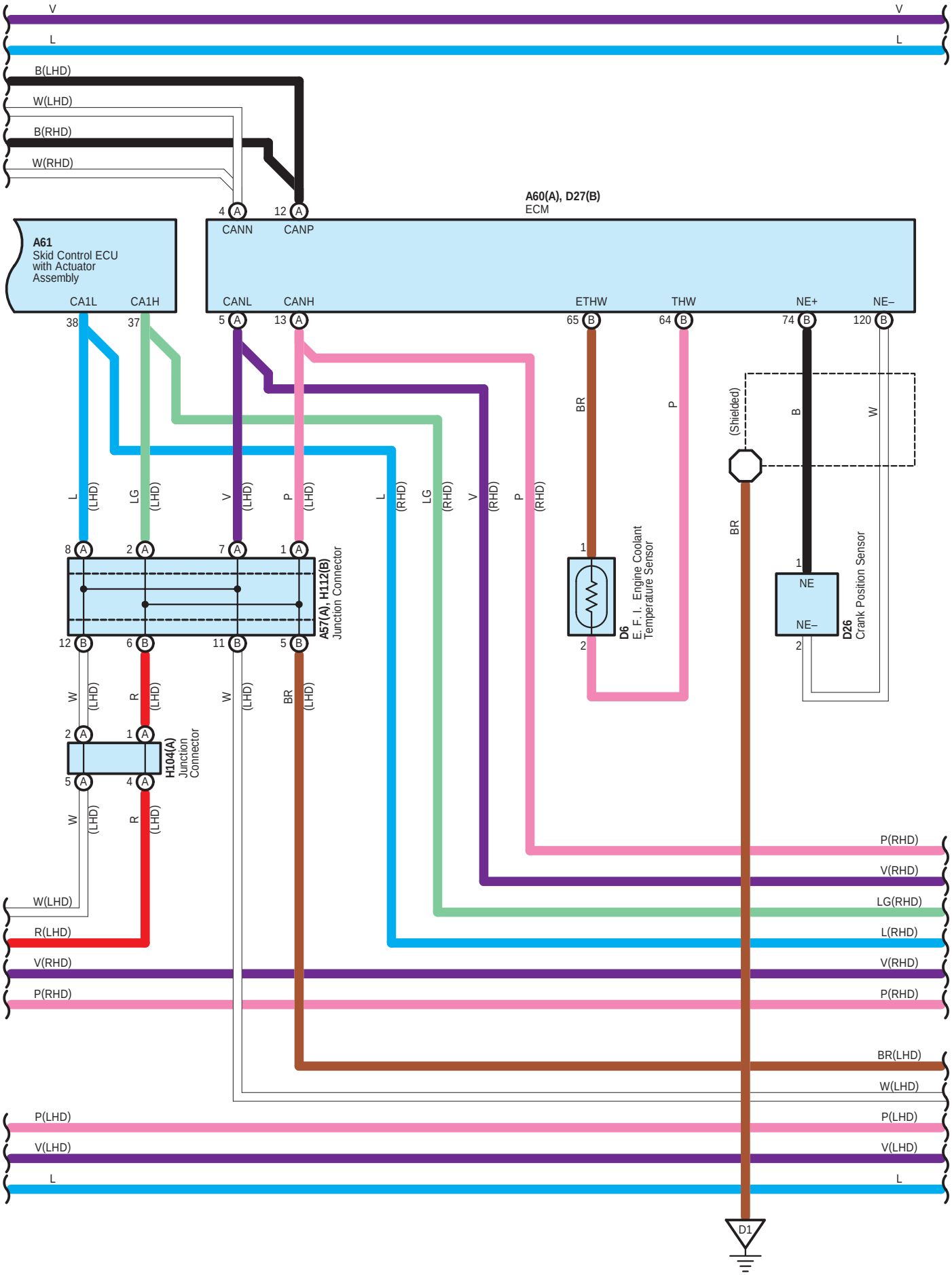
V
L
B(LHD)
W(LHD)
B(RHD)
W(RHD)
A60(A), D27(B)
ECM
4 A CANN
12 A CANP
A61
Skid Control ECU
with Actuator
Assembly
CA1L
CA1H
CANL
CANH
ETHW
THW
NE+
NE–
38
37
5 A
13 A
65 B
64 B
74 B
120 B
BR
P
(Shielded)
B
W
L (LHD)
LG (LHD)
V (LHD)
P (LHD)
L (RHD)
LG (RHD)
V (RHD)
P (RHD)
8 A
2 A
7 A
1 A
12 B
6 B
11 B
5 B
A57(A), H112(B)
Junction Connector
1
2
D6
E. F. I. Engine Coolant
Temperature Sensor
NE
NE–
D26
Crank Position Sensor
W (LHD)
R (LHD)
W (LHD)
BR (LHD)
2 A
1 A
5 A
4 A
H104(A)
Junction
Connector
W (LHD)
R (LHD)
P(RHD)
V(RHD)
LG(RHD)
L(RHD)
V(RHD)
P(RHD)
BR(LHD)
W(LHD)
P(LHD)
V(LHD)
L
D1

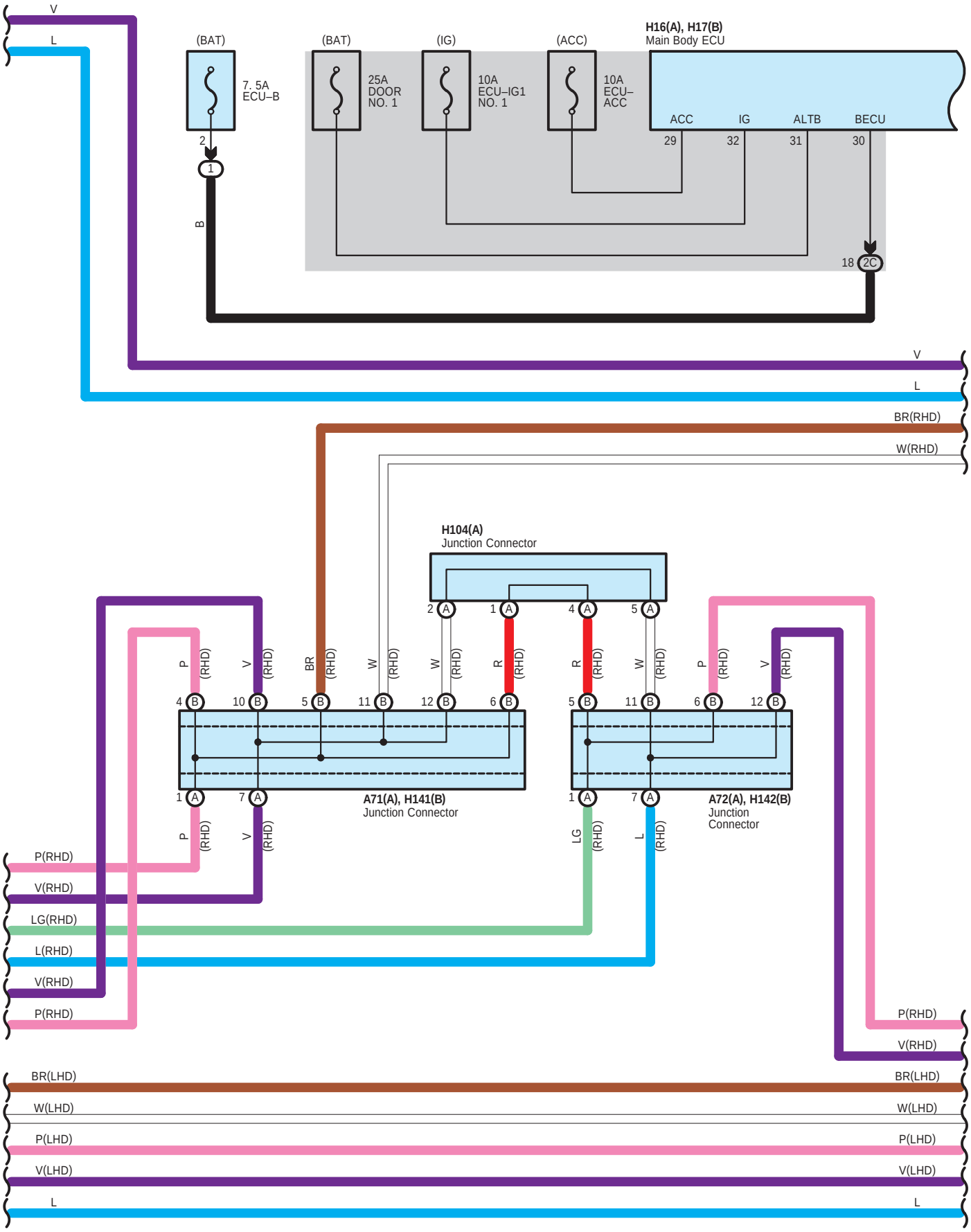
V
L
(BAT)
7. 5A
ECU–B
2
1
B
(BAT)
25A
DOOR
NO. 1
(IG)
10A
ECU–IG1
NO. 1
(ACC)
10A
ECU–
ACC
H16(A), H17(B)
Main Body ECU
ACC
IG
ALTB
BECU
29
32
31
30
18
2C
V
L
BR(RHD)
W(RHD)
H104(A)
Junction Connector
2 A
1 A
4 A
5 A
P (RHD)
V (RHD)
BR (RHD)
W (RHD)
W (RHD)
R (RHD)
R (RHD)
W (RHD)
P (RHD)
V (RHD)
4 B
10 B
5 B
11 B
12 B
6 B
5 B
11 B
6 B
12 B
1 A
7 A
A71(A), H141(B)
Junction Connector
1 A
7 A
A72(A), H142(B)
Junction
Connector
P (RHD)
V (RHD)
LG (RHD)
L (RHD)
P(RHD)
V(RHD)
LG(RHD)
L(RHD)
V(RHD)
P(RHD)
P(RHD)
V(RHD)
BR(LHD)
W(LHD)
P(LHD)
V(LHD)
L
BR(LHD)
W(LHD)
P(LHD)
V(LHD)
L

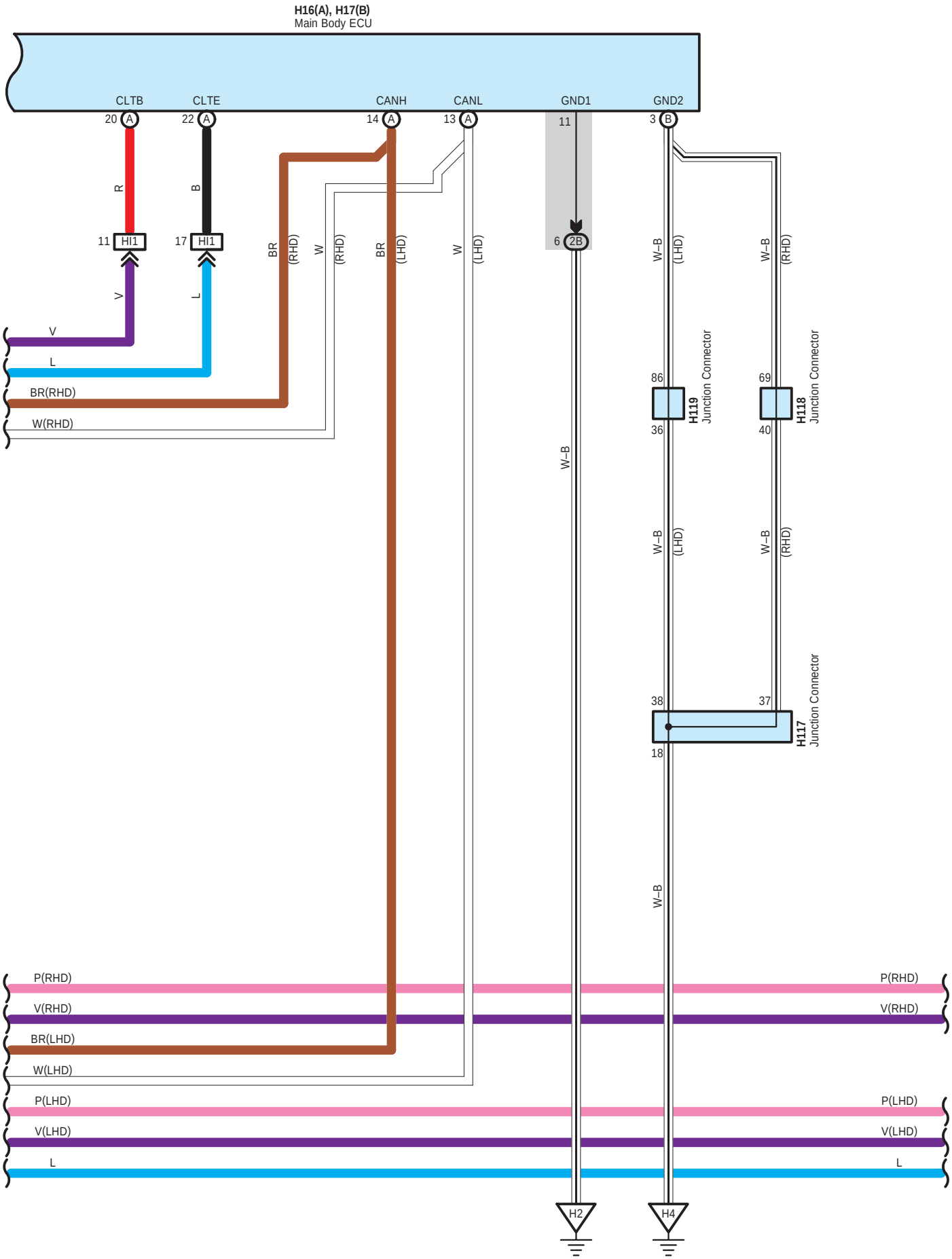
H16(A), H17(B)
Main Body ECU
CLTB
CLTE
CANH
CANL
GND1
GND2
20 A
22 A
14 A
13 A
11
3 B
R
B
11 HI1
17 HI1
BR (RHD)
W (RHD)
BR (LHD)
W (LHD)
6 2B
W–B (LHD)
W–B (RHD)
V
L
V
L
BR(RHD)
W(RHD)
86
36
H119 Junction Connector
69
40
H118 Junction Connector
W–B
W–B (LHD)
W–B (RHD)
38
18
37
H117 Junction Connector
W–B
P(RHD)
V(RHD)
BR(LHD)
W(LHD)
P(LHD)
V(LHD)
L
P(RHD)
V(RHD)
P(LHD)
V(LHD)
L
H2
H4

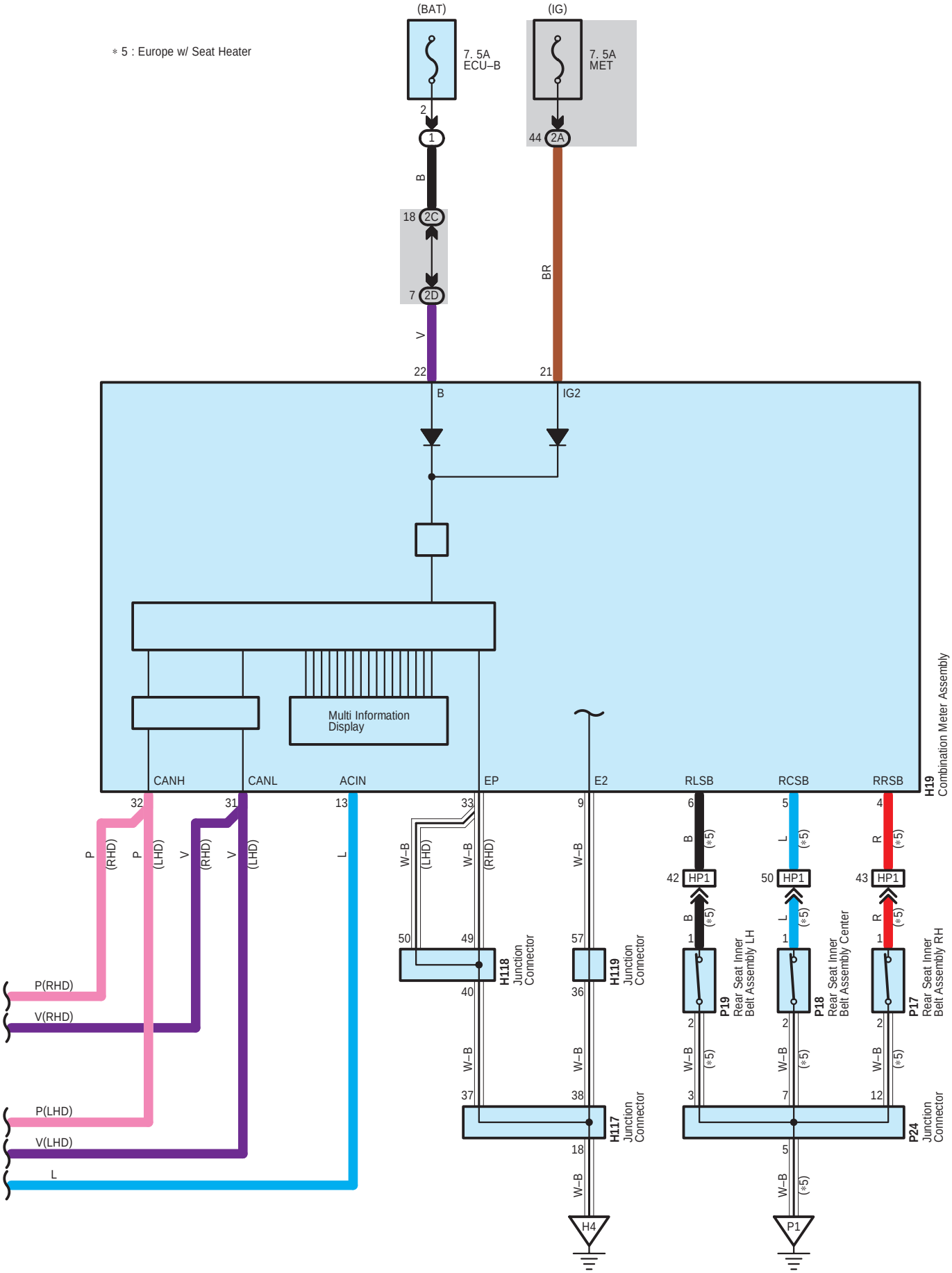
* 5 : Europe w/ Seat Heater
(BAT)
(IG)
7. 5A
ECU–B
7. 5A
MET
2
1
B
18
2C
7
2D
V
44
2A
BR
22
21
B
IG2
Multi Information
Display
CANH
CANL
ACIN
EP
E2
RLSB
RCSB
RRSB
H19
Combination Meter Assembly
32
31
13
33
9
6
5
4
P
(RHD)
P
(LHD)
V
(RHD)
V
(LHD)
L
W–B
(LHD)
W–B
(RHD)
W–B
B
(*5)
L
(*5)
R
(*5)
42
HP1
50
HP1
43
HP1
50
49
57
40
36
H118
Junction
Connector
H119
Junction
Connector
1
2
3
P19
Rear Seat Inner
Belt Assembly LH
P18
Rear Seat Inner
Belt Assembly Center
P17
Rear Seat Inner
Belt Assembly RH
7
12
37
38
18
5
H117
Junction
Connector
P24
Junction
Connector
P(RHD)
V(RHD)
P(LHD)
V(LHD)
L
H4
P1

A 4
Black

A 17
White

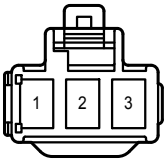

A 18
White

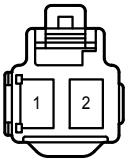

A 19
Gray

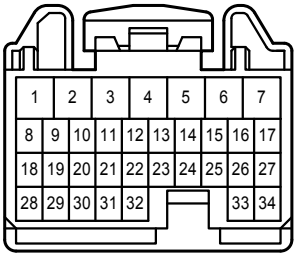

A 30
Black



A 50
White

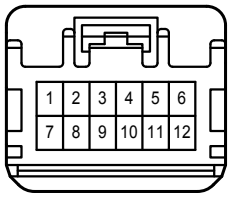

A 51
White

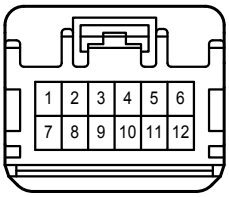

A 55
Black

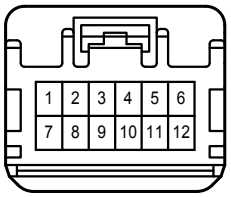

A 57
Blue

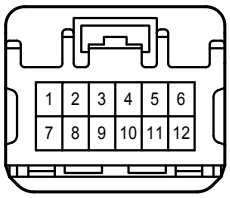

A 60
Black

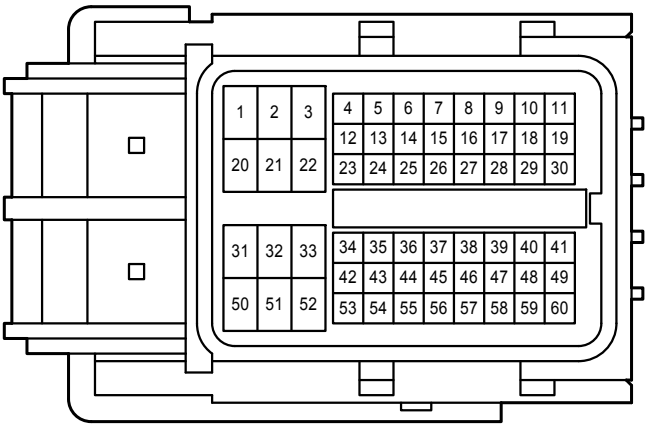

A 61
Gray

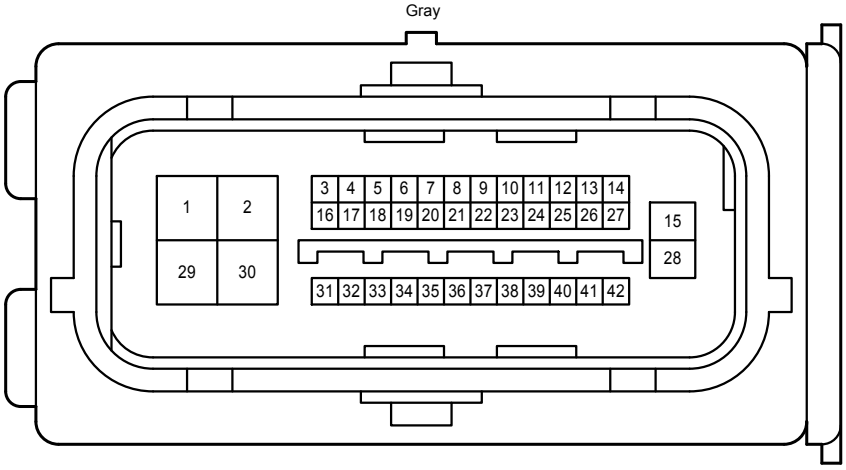

A 62
Black

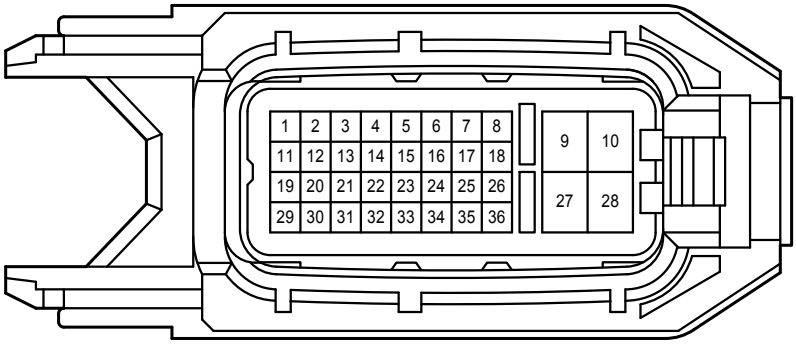

A 71
Gray

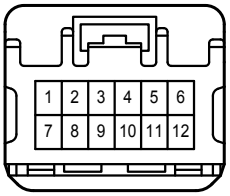

A 72
Blue

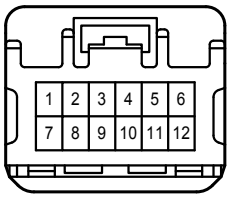

D 6
Black

D 12
Black



D 26
Black

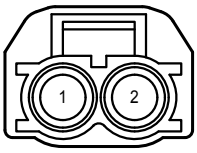

D 27
Black

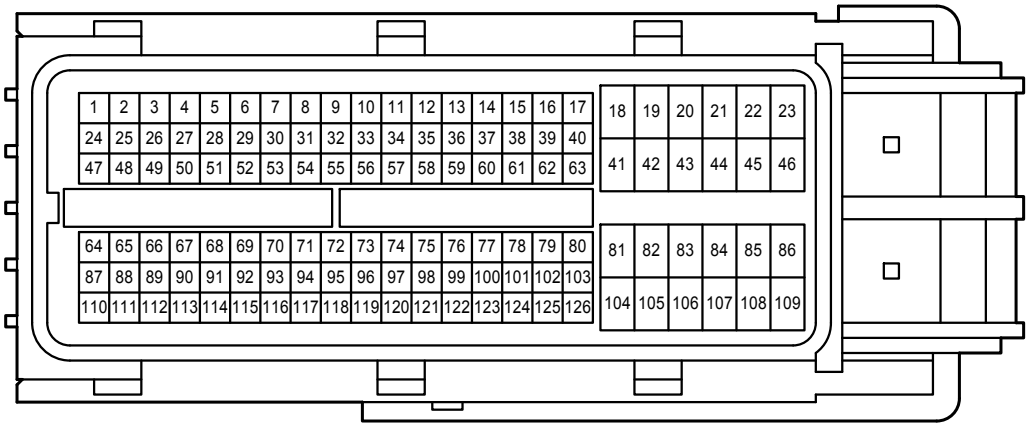

E 1
Orange

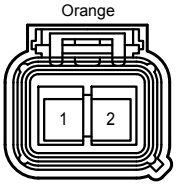

E 2
White

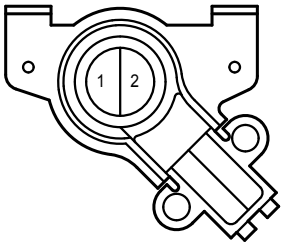

E 3
White

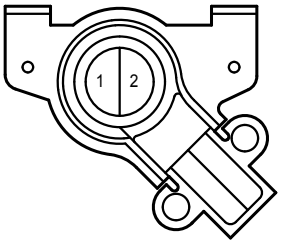

H 4
Gray

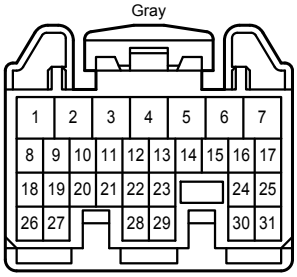

H 13
Black

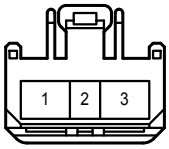

H 16
Black

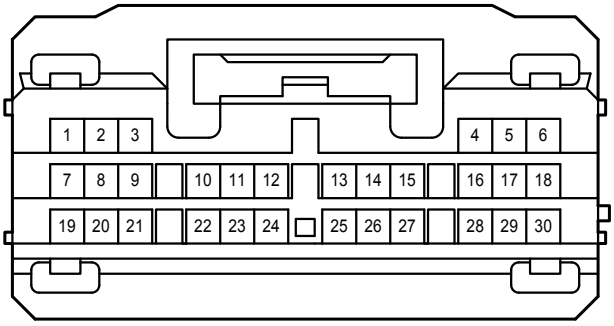

H 17
White

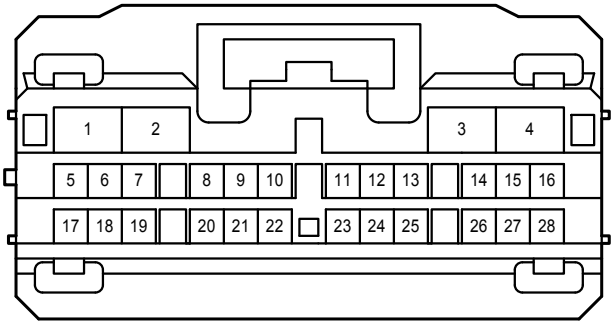

H 19
White

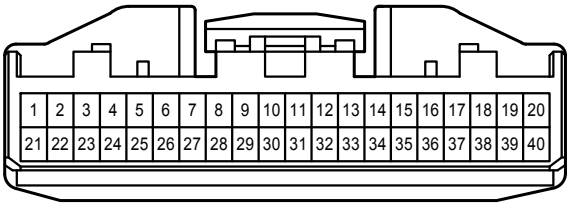

H 72
Black

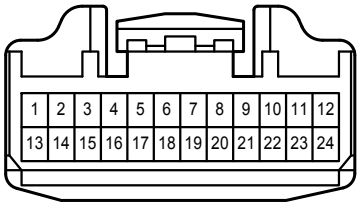

H 79
Black

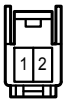

H 80
Black

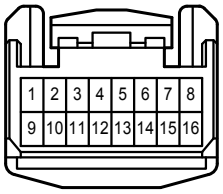

H 85
White

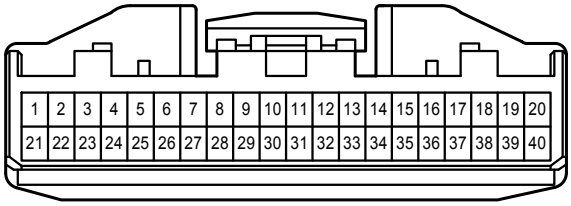

H 86
White

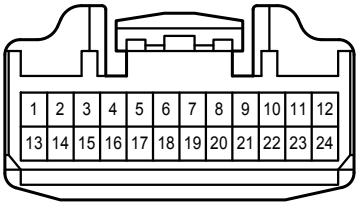

H 97
Black

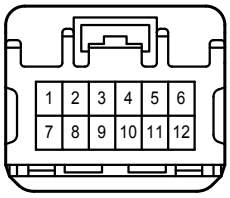

H 98
Black

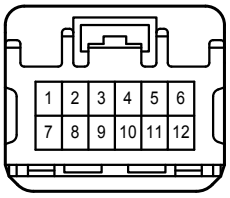

H104
White

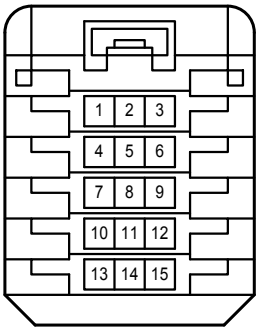

H112
Blue

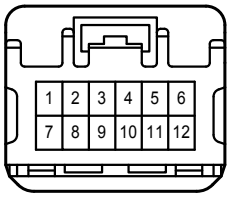

H113
Gray

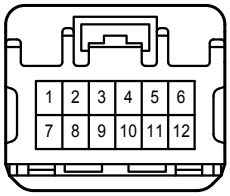

H117
White

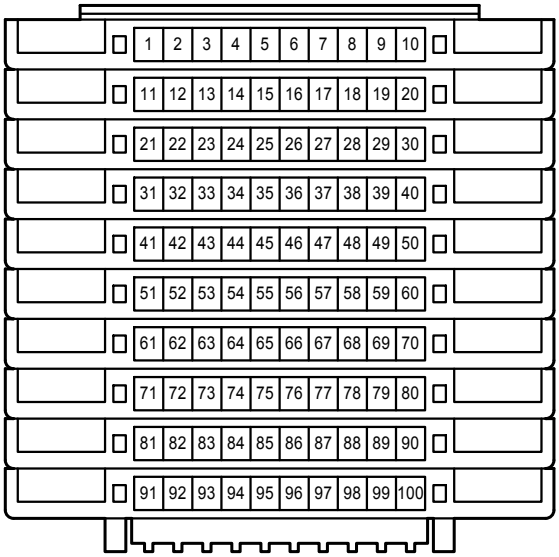

H118
White

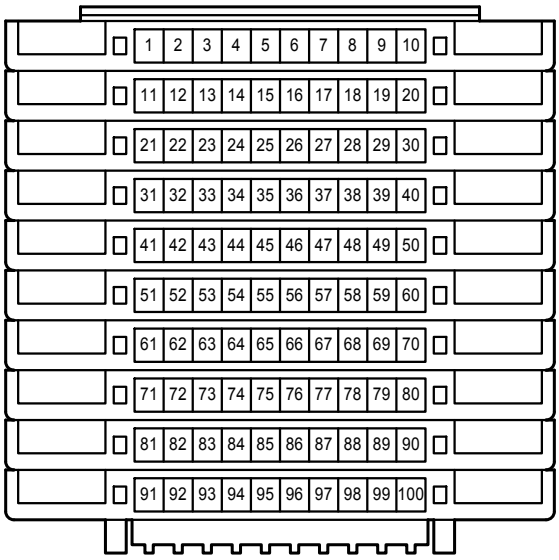

H119
White

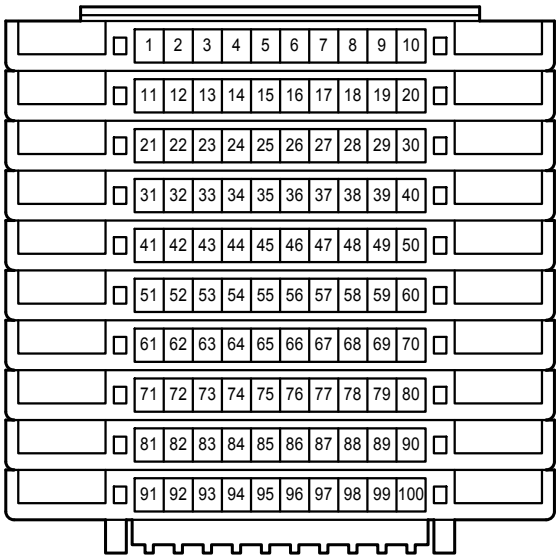

H141
Gray

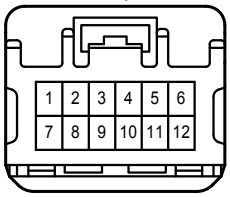

H142
Blue

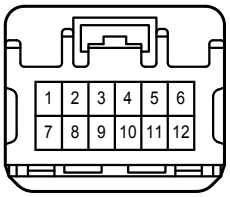

I 1
Blue

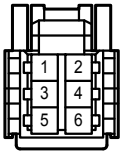

P 17
Gray

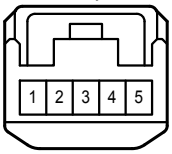

P 18
Black

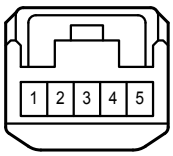

P 19
White

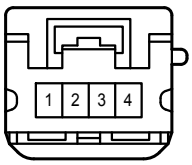

P 24
White

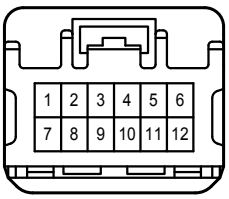

T 11
Blue

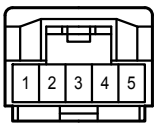

z 1
White

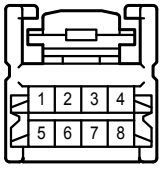

1G
White

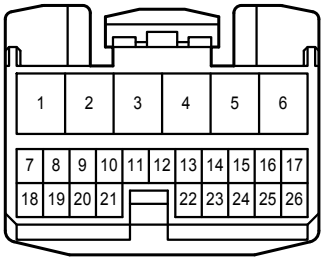

1H
White

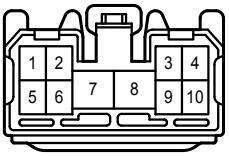

2A
White

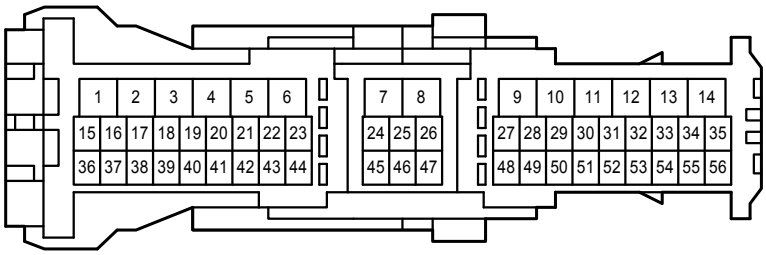

2B
White

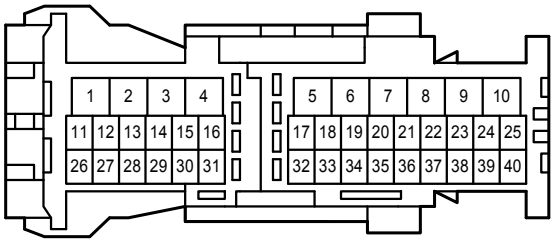

2C
White

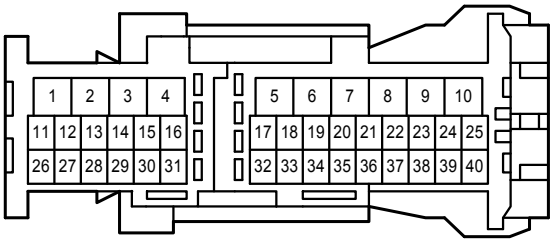

2D
White

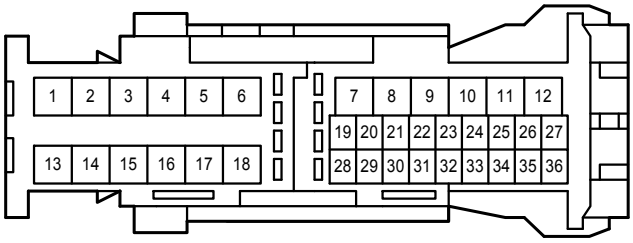

AH1
Blue

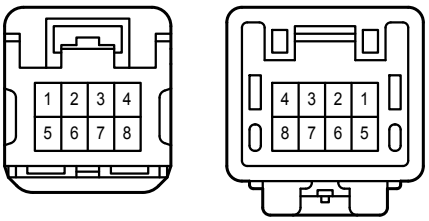

AH2
White

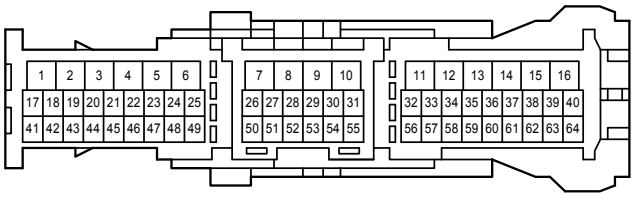

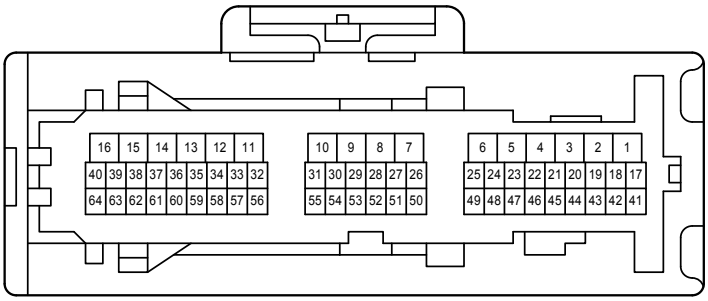

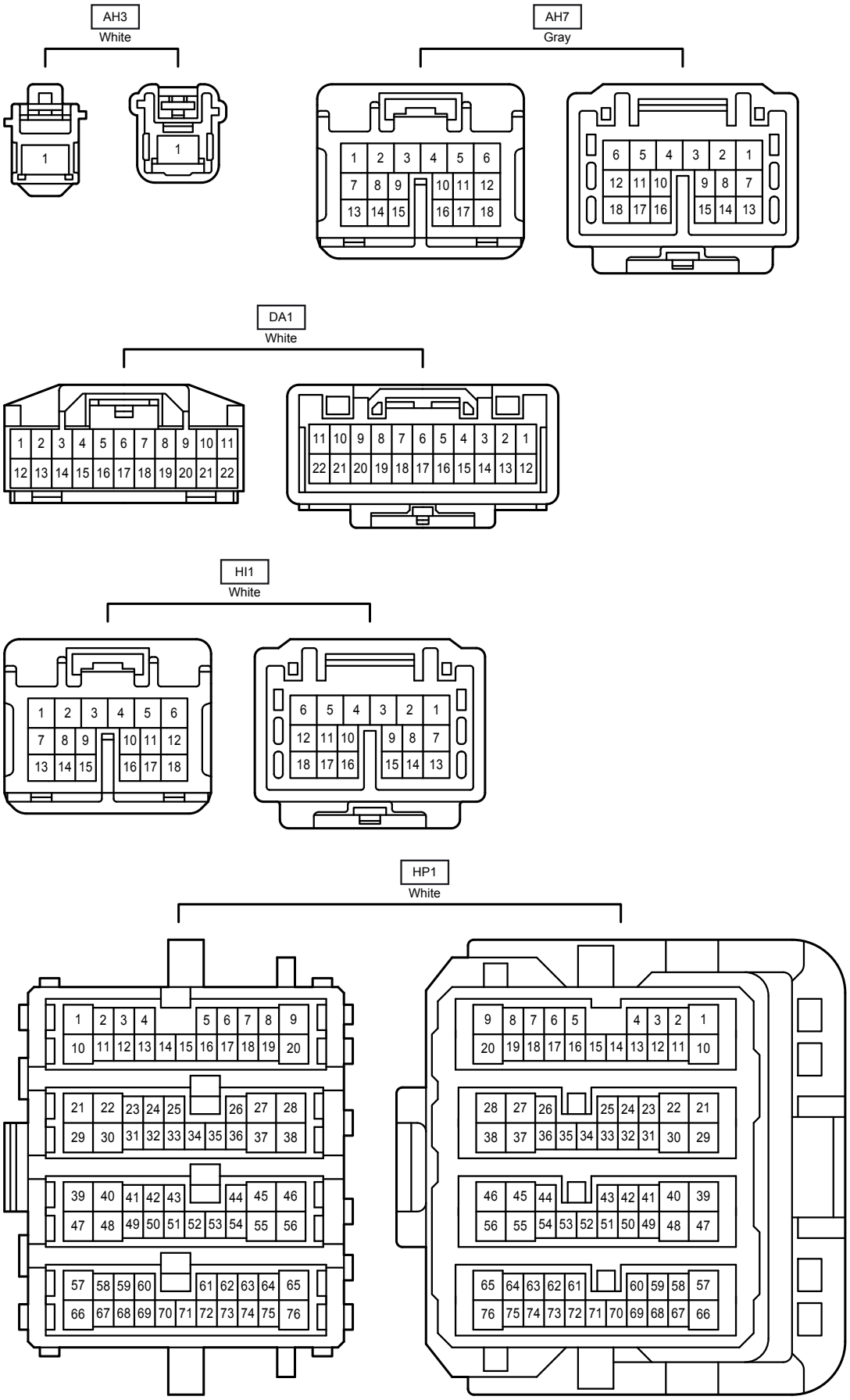
AH3
White
1
1
AH7
Gray
1 2 3 4 5 6
7 8 9 10 11 12
13 14 15 16 17 18
6 5 4 3 2 1
12 11 10 9 8 7
18 17 16 15 14 13
DA1
White
1 2 3 4 5 6 7 8 9 10 11
12 13 14 15 16 17 18 19 20 21 22
11 10 9 8 7 6 5 4 3 2 1
22 21 20 19 18 17 16 15 14 13 12
HI1
White
1 2 3 4 5 6
7 8 9 10 11 12
13 14 15 16 17 18
6 5 4 3 2 1
12 11 10 9 8 7
18 17 16 15 14 13
HP1
White
1 2 3 4 5 6 7 8 9
10 11 12 13 14 15 16 17 18 19 20
21 22 23 24 25 26 27 28
29 30 31 32 33 34 35 36 37 38
39 40 41 42 43 44 45 46
47 48 49 50 51 52 53 54 55 56
57 58 59 60 61 62 63 64 65
66 67 68 69 70 71 72 73 74 75 76
9 8 7 6 5 4 3 2 1
20 19 18 17 16 15 14 13 12 11 10
28 27 26 25 24 23 22 21
38 37 36 35 34 33 32 31 30 29
46 45 44 43 42 41 40 39
56 55 54 53 52 51 50 49 48 47
65 64 63 62 61 60 59 58 57
76 75 74 73 72 71 70 69 68 67 66

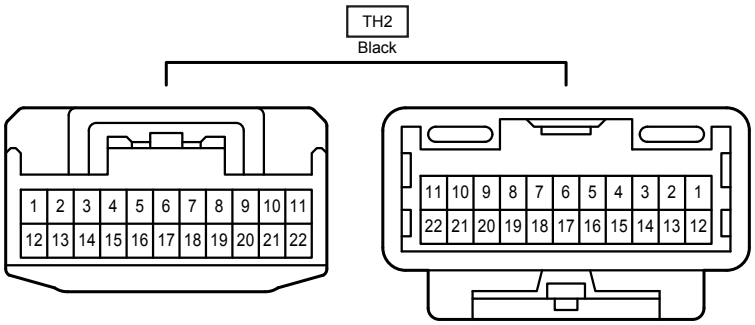
TH2
Black
1 2 3 4 5 6 7 8 9 10 11
12 13 14 15 16 17 18 19 20 21 22
11 10 9 8 7 6 5 4 3 2 1
22 21 20 19 18 17 16 15 14 13 12