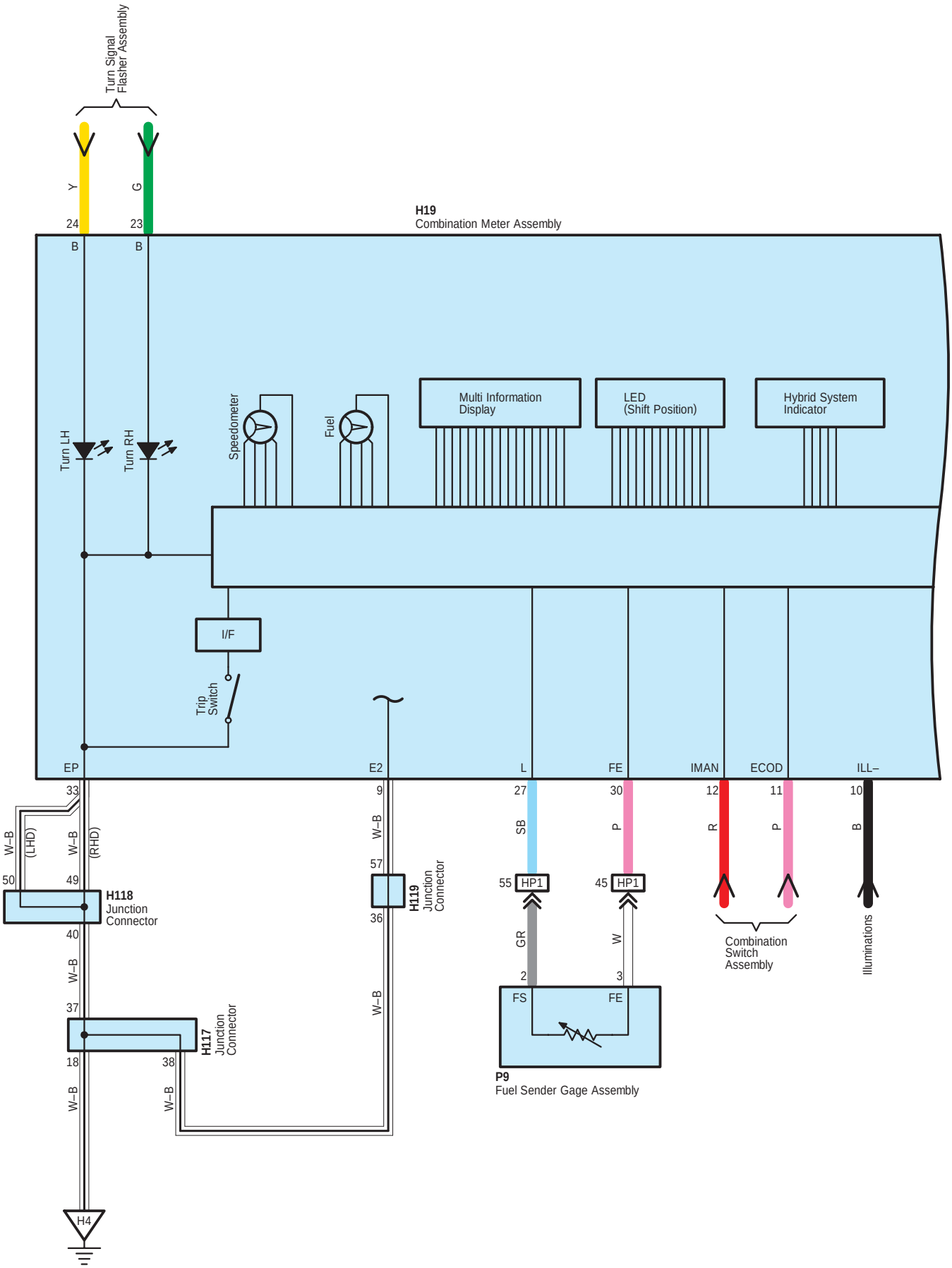
Turn Signal Flasher Assembly
Y
G
24
23
B
B
H19
Combination Meter Assembly
Turn LH
Turn RH
Speedometer
Fuel
Multi Information Display
LED (Shift Position)
Hybrid System Indicator
I/F
Trip Switch
EP
E2
L
FE
IMAN
ECOD
ILL–
33
9
27
30
12
11
10
W–B
(LHD)
W–B
(RHD)
W–B
SB
P
R
P
B
50
49
57
55
HP1
45
HP1
H118
Junction Connector
H119
Junction Connector
36
40
GR
W
Combination Switch Assembly
Illuminations
W–B
2
3
37
FS
FE
H117
Junction Connector
W–B
18
38
W–B
W–B
P9
Fuel Sender Gage Assembly
H4

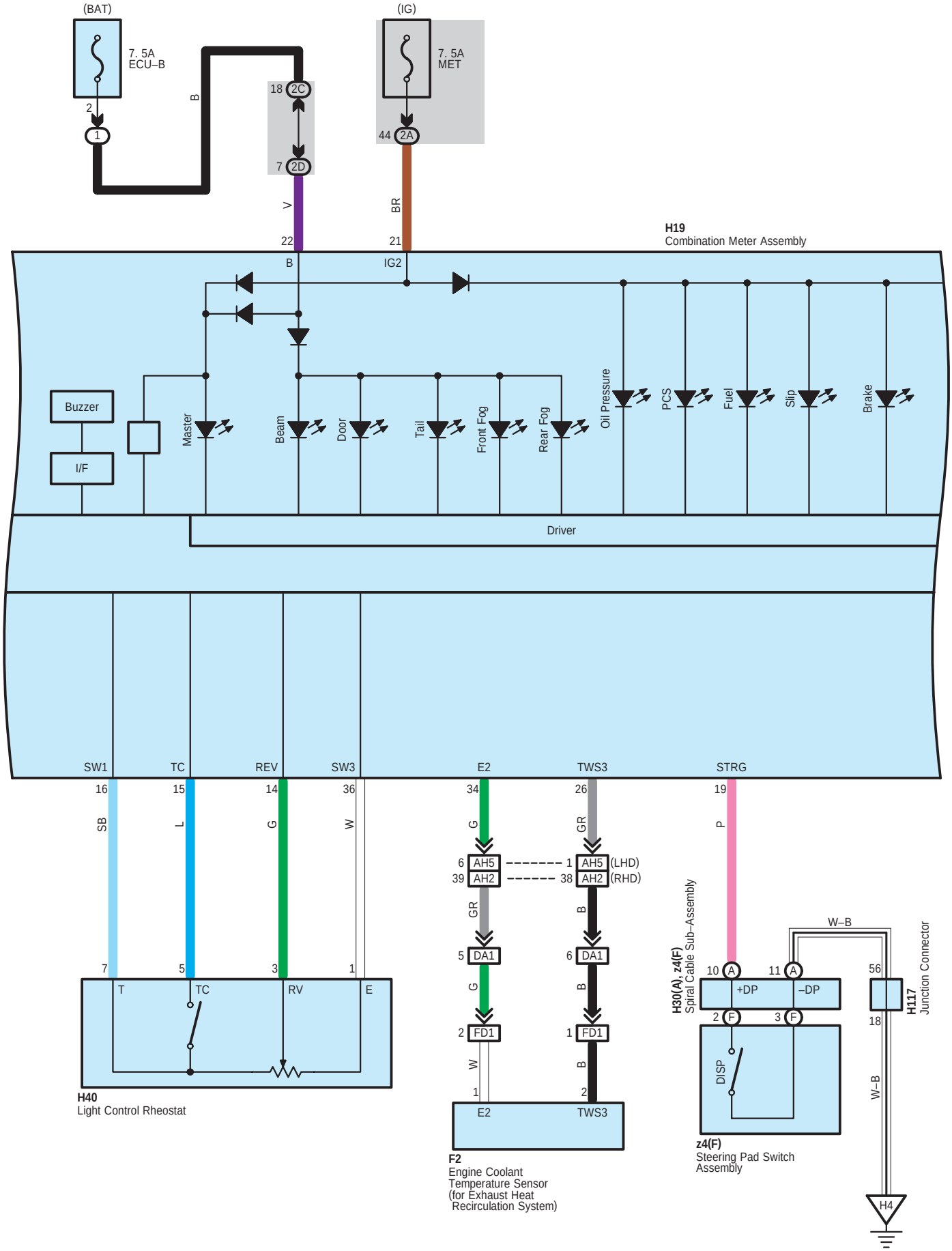
(BAT)
7. 5A
ECU–B
2
1
B
18
2C
7
2D
V
22
B
(IG)
7. 5A
MET
44
2A
BR
21
IG2
H19
Combination Meter Assembly
Buzzer
I/F
Master
Beam
Door
Tail
Front Fog
Rear Fog
Oil Pressure
PCS
Fuel
Slip
Brake
Driver
SW1
TC
REV
SW3
E2
TWS3
STRG
16
SB
15
L
14
G
36
W
34
G
26
GR
19
P
6
AH5
39
AH2
1
AH5
(LHD)
38
AH2
(RHD)
GR
B
5
DA1
6
DA1
G
B
2
FD1
1
FD1
W
B
1
2
E2
TWS3
7
5
3
1
T
TC
RV
E
H40
Light Control Rheostat
F2
Engine Coolant
Temperature Sensor
(for Exhaust Heat
Recirculation System)
H30(A), z4(F)
Spiral Cable Sub–Assembly
10
A
11
A
+DP
–DP
2
F
3
F
DISP
z4(F)
Steering Pad Switch
Assembly
W–B
56
18
H117
Junction Connector
W–B
H4

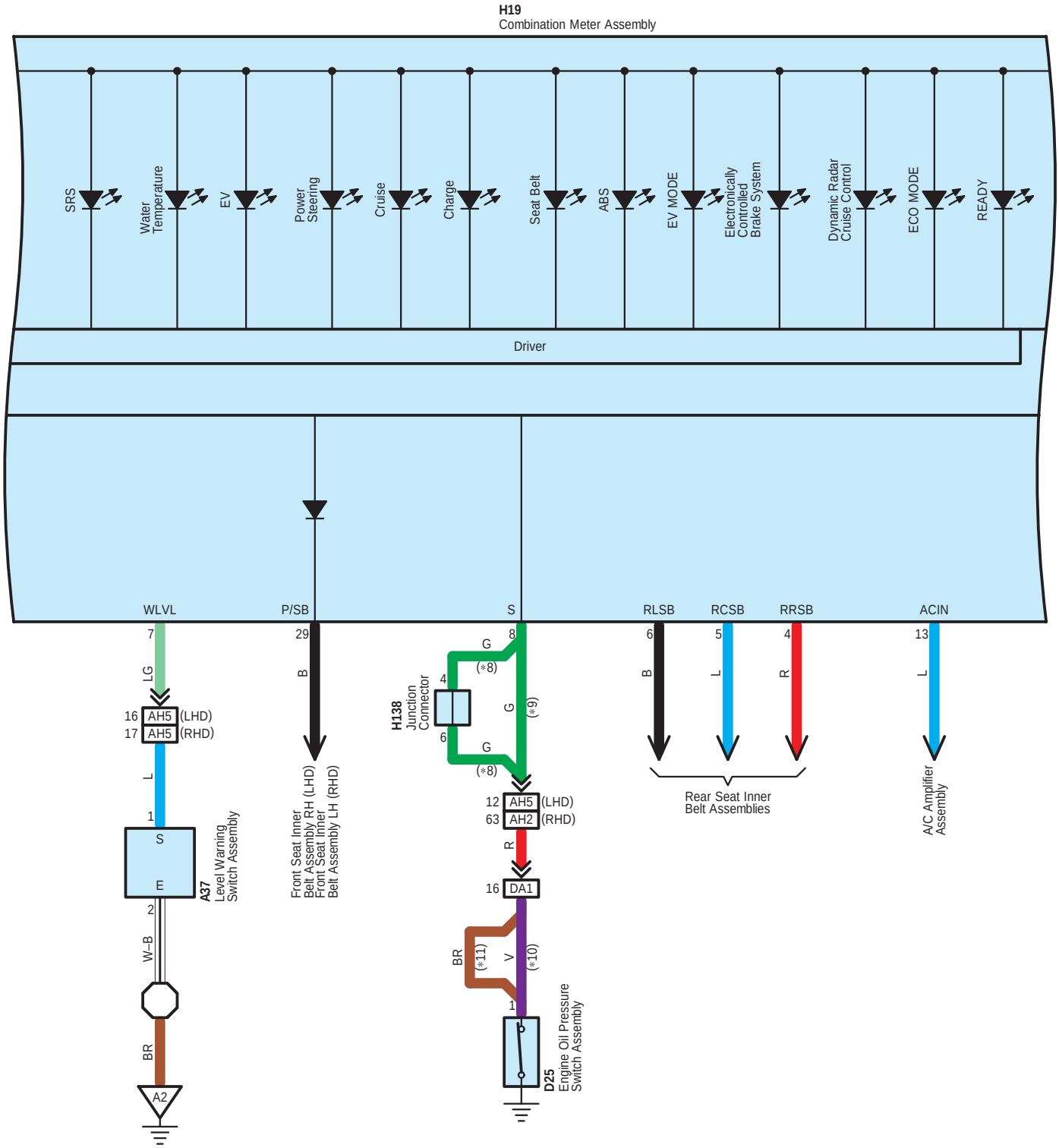
H19
Combination Meter Assembly
SRS
Water Temperature
EV
Power Steering
Cruise
Charge
Seat Belt
ABS
EV MODE
Electronically Controlled Brake System
Dynamic Radar Cruise Control
ECO MODE
READY
Driver
WLVL
P/SB
S
RLSB
RCSB
RRSB
ACIN
7
LG
16 AH5 (LHD)
17 AH5 (RHD)
L
1
S
E
A37
Level Warning Switch Assembly
2
W–B
BR
A2
29
B
Front Seat Inner Belt Assembly RH (LHD)
Front Seat Inner Belt Assembly LH (RHD)
8
G
(*8)
4
H138
Junction Connector
6
G
(*9)
G
(*8)
12 AH5 (LHD)
63 AH2 (RHD)
R
16 DA1
BR
(*11)
V
(*10)
1
D25
Engine Oil Pressure Switch Assembly
6
B
5
L
4
R
Rear Seat Inner Belt Assemblies
13
L
A/C Amplifier Assembly

∗ 2 : w/ Headlight Beam Level Control (Automatic)
∗ 4 : w/ Auto Wiper System
∗ 5 : w/ LEXUS Navigation System
∗ 6 : w/o LEXUS Navigation System w/ Stereo Component Amplifier
∗ 7 : w/o LEXUS Navigation System w/o Stereo Component Amplifier
∗ 8 : RHD for production through approximately Jun. 2011
∗ 9 : LHD, RHD for production from approximately Jun. 2011
∗10 : 2ZR–FXE
∗11 : 5ZR–FXE

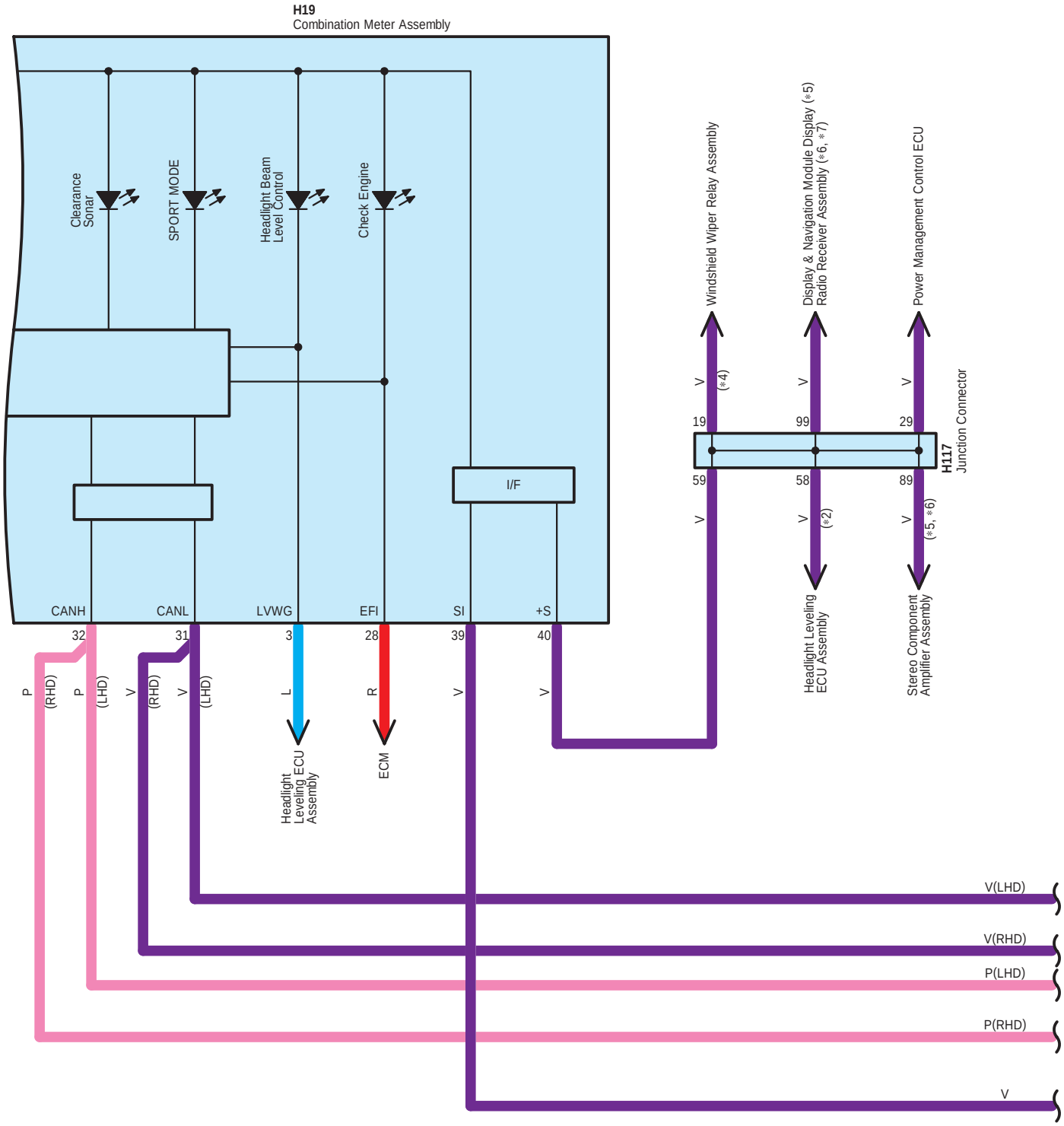

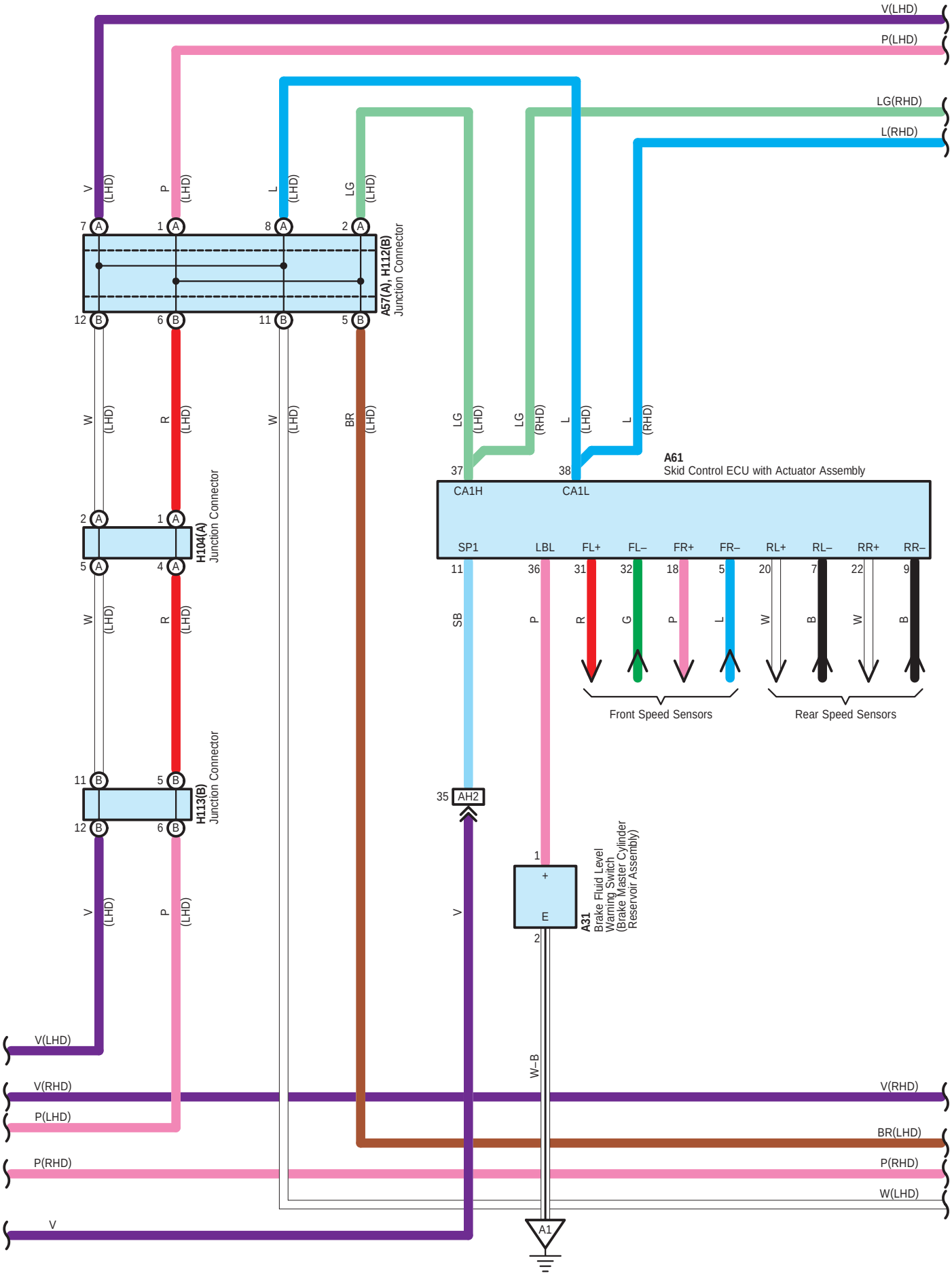
V(LHD)
P(LHD)
LG(RHD)
L(RHD)
A57(A), H112(B)
Junction Connector
H104(A)
Junction Connector
H113(B)
Junction Connector
A61
Skid Control ECU with Actuator Assembly
CA1H
CA1L
SP1
LBL
FL+
FL–
FR+
FR–
RL+
RL–
RR+
RR–
Front Speed Sensors
Rear Speed Sensors
AH2
A31
Brake Fluid Level
Warning Switch
(Brake Master Cylinder
Reservoir Assembly)
V(RHD)
BR(LHD)
W(LHD)
A1

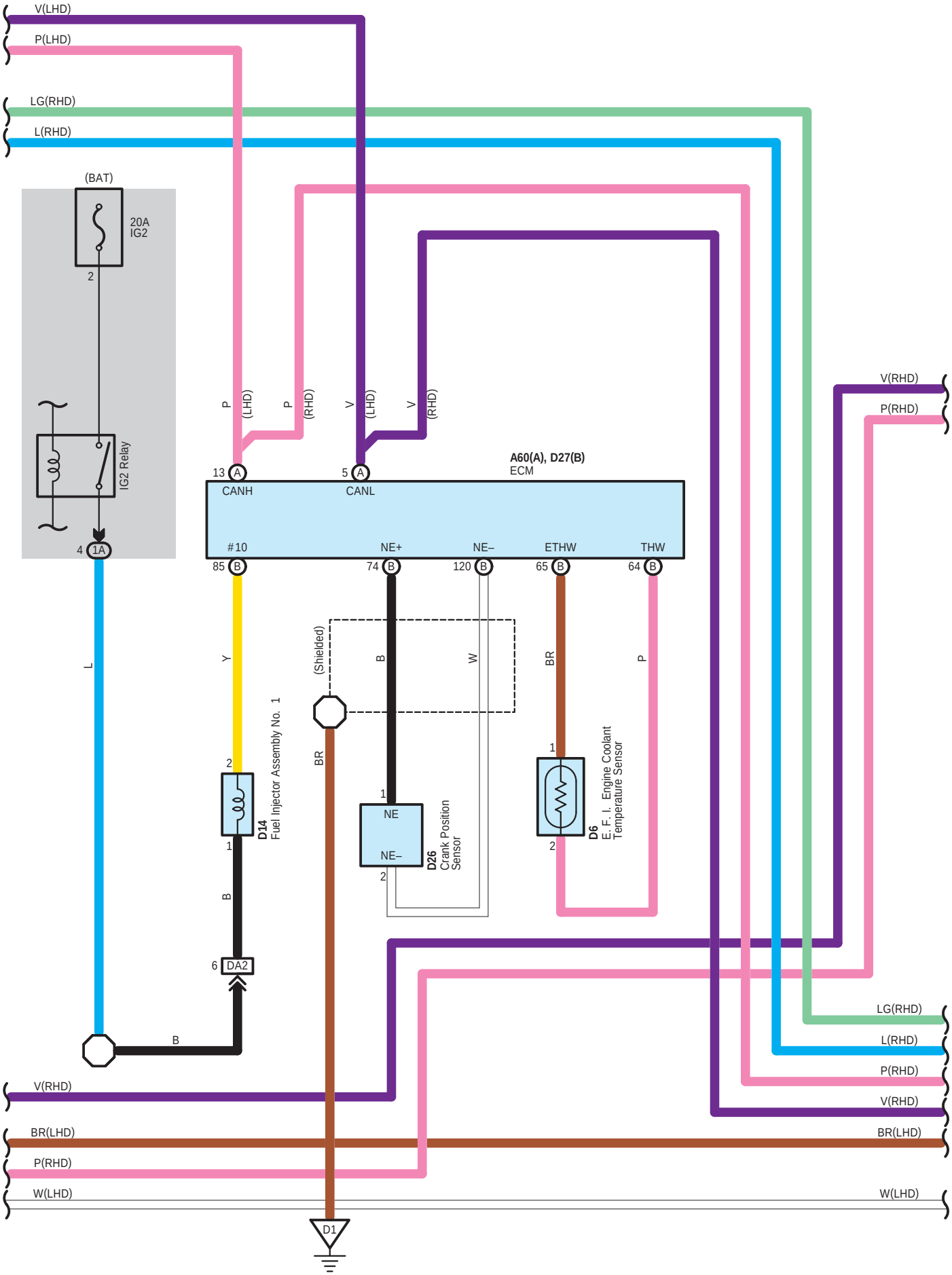
V(LHD)
P(LHD)
LG(RHD)
L(RHD)
(BAT)
20A
IG2
2
IG2 Relay
4
1A
L
P
(LHD)
P
(RHD)
V
(LHD)
V
(RHD)
13
A
CANH
5
A
CANL
A60(A), D27(B)
ECM
#10
NE+
NE–
ETHW
THW
85
B
74
B
120
B
65
B
64
B
Y
(Shielded)
B
W
BR
P
2
1
D14
Fuel Injector Assembly No. 1
BR
1
NE
NE–
2
D26
Crank Position
Sensor
1
2
D6
E. F. I. Engine Coolant
Temperature Sensor
B
6
DA2
B
V(RHD)
P(RHD)
LG(RHD)
L(RHD)
P(RHD)
V(RHD)
BR(LHD)
BR(LHD)
V(RHD)
P(RHD)
W(LHD)
W(LHD)
D1

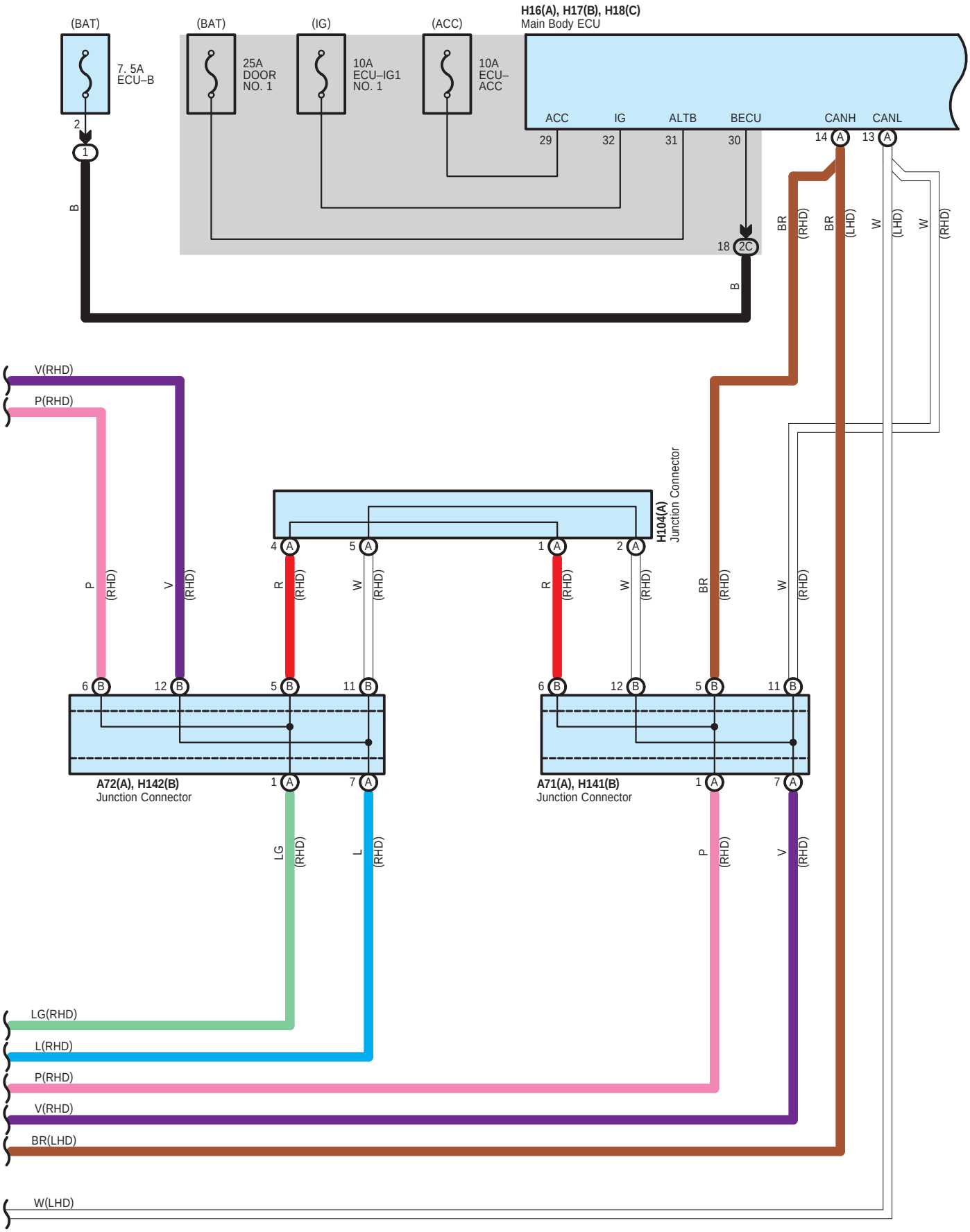
(BAT)
7. 5A
ECU–B
(BAT)
25A
DOOR
NO. 1
(IG)
10A
ECU–IG1
NO. 1
(ACC)
10A
ECU–
ACC
H16(A), H17(B), H18(C)
Main Body ECU
ACC
IG
ALTB
BECU
CANH
CANL
29
32
31
30
14
13
18
2C
B
BR (RHD)
BR (LHD)
W (LHD)
W (RHD)
V(RHD)
P(RHD)
H104(A)
Junction Connector
P (RHD)
V (RHD)
R (RHD)
W (RHD)
R (RHD)
W (RHD)
BR (RHD)
W (RHD)
A72(A), H142(B)
Junction Connector
A71(A), H141(B)
Junction Connector
LG (RHD)
L (RHD)
P (RHD)
V (RHD)
LG(RHD)
L(RHD)
P(RHD)
V(RHD)
BR(LHD)
W(LHD)

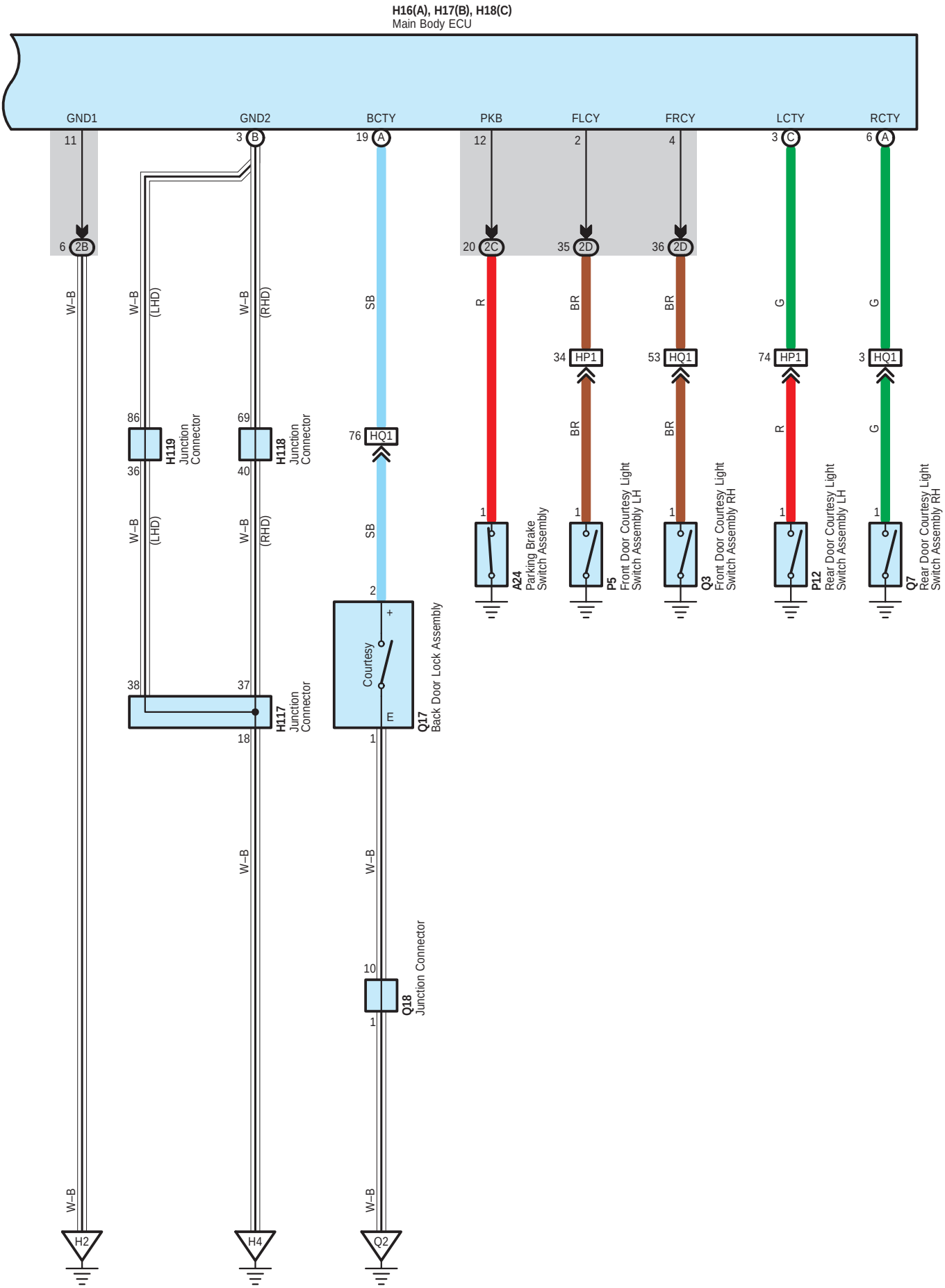
H16(A), H17(B), H18(C)
Main Body ECU
GND1
GND2
BCTY
PKB
FLCY
FRCY
LCTY
RCTY
11
6 2B
3 B
19 A
12
20 2C
2
35 2D
4
36 2D
3 C
6 A
W–B
W–B (LHD)
W–B (RHD)
SB
R
BR
G
34 HP1
53 HQ1
74 HP1
3 HQ1
76 HQ1
86
36
H119 Junction Connector
69
40
H118 Junction Connector
38
37
18
H117 Junction Connector
2
Courtesy
+
E
Q17 Back Door Lock Assembly
1
A24 Parking Brake Switch Assembly
P5 Front Door Courtesy Light Switch Assembly LH
Q3 Front Door Courtesy Light Switch Assembly RH
P12 Rear Door Courtesy Light Switch Assembly LH
Q7 Rear Door Courtesy Light Switch Assembly RH
10
Q18 Junction Connector
H2
H4
Q2

A 24
White

A 31
Black

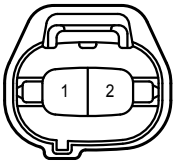

A 37
Black



A 57
Blue

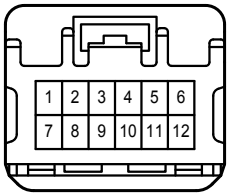

A 60
Black

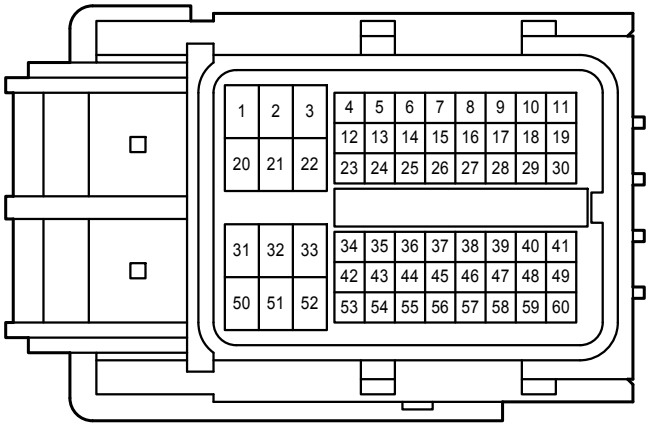

A 61
Gray

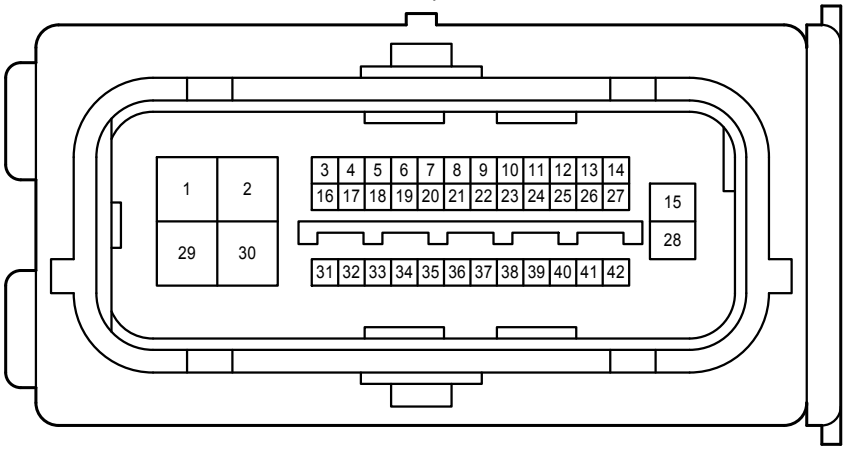

A 71
Gray

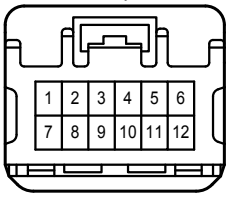

A 72
Blue

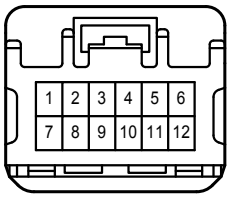

D 6
Black

D 14
Black

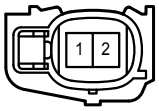

D 25
Gray

D 26
Black



D 27
Black

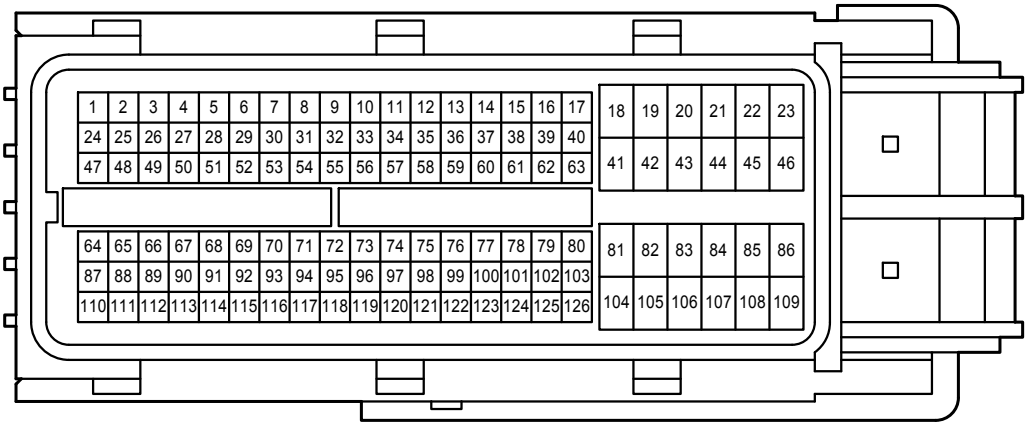

F 2
Black

H 16
Black

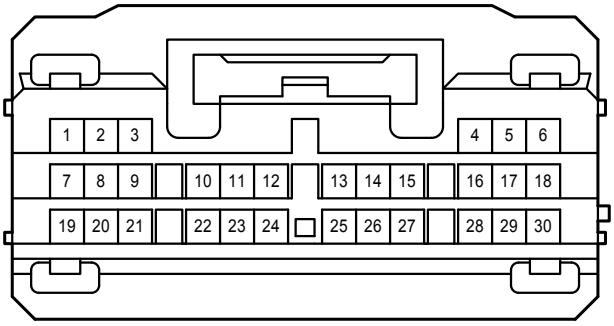

H 17
White

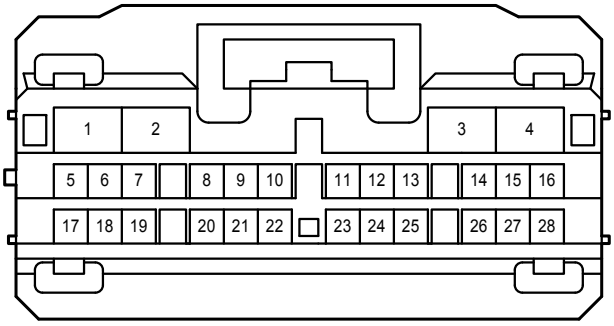

H 18
White

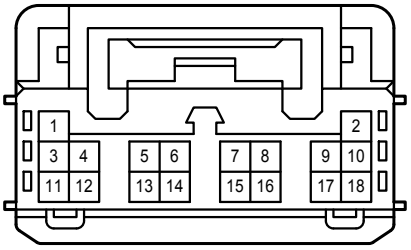

H 19
White

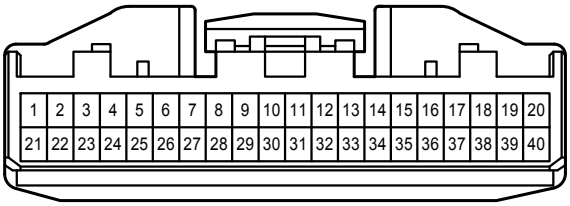

H 30
Black

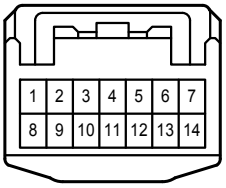

H 40
White

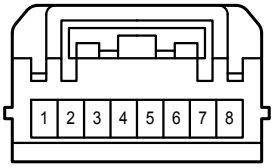

H104
White

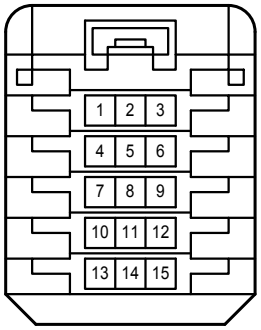

H112
Blue

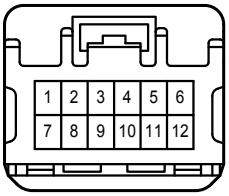

H113
Gray

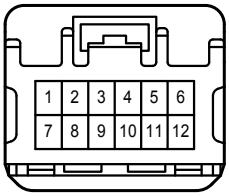

H117
White

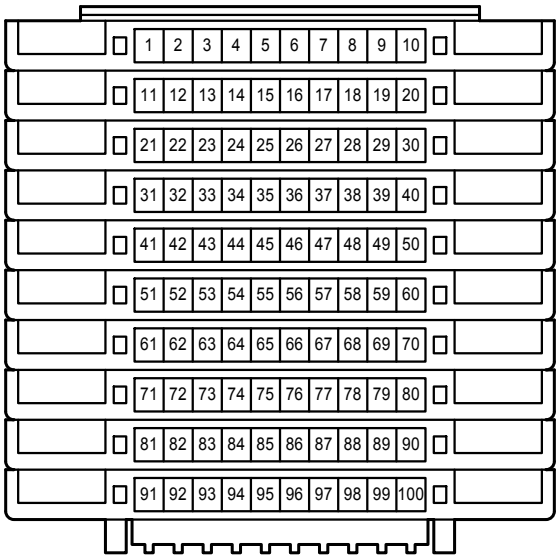

H118
White

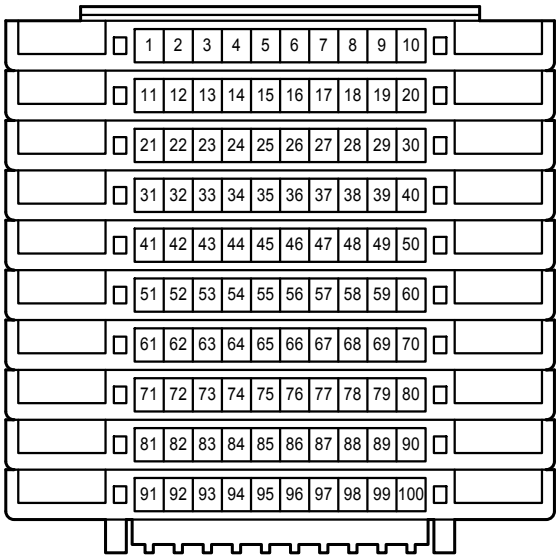

H119
White

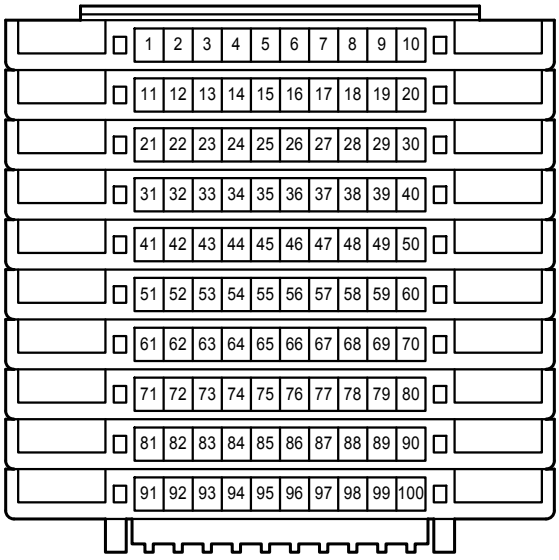

H138
Gray

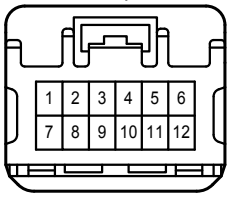

H141
Gray

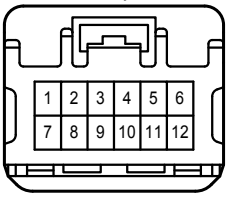

H142
Blue

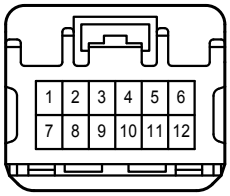

P 5
White

P 9
White

P 12
White

Q 3
White

Q 7
White

Q 17
White

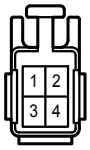

Q 18
White

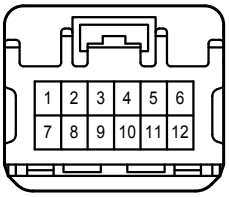

z 4
Black

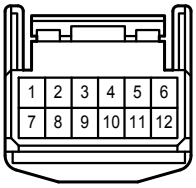

1A
White

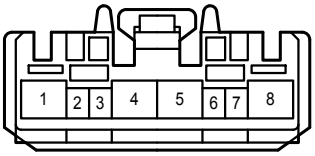

2A
White

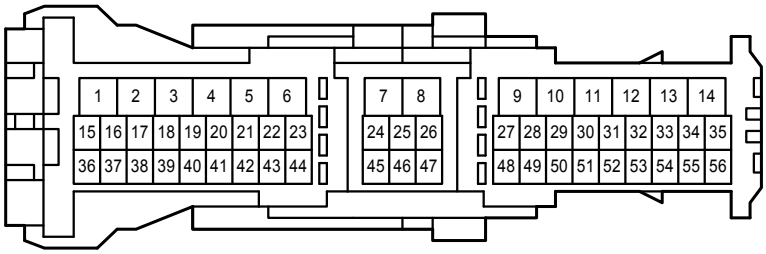

2B
White

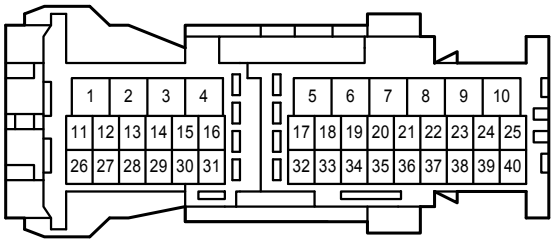

2C
White

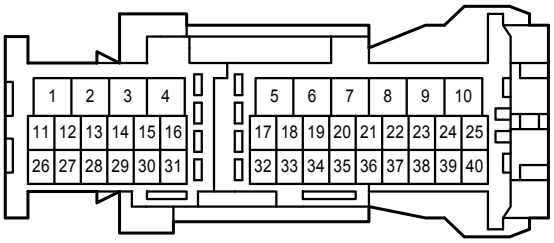

2D
White

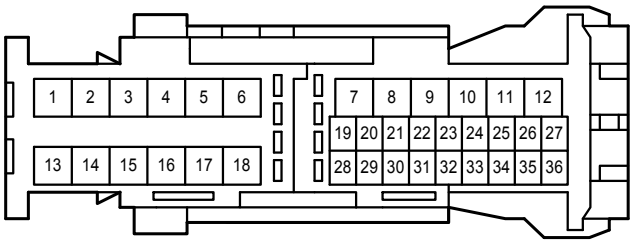

AH2
White

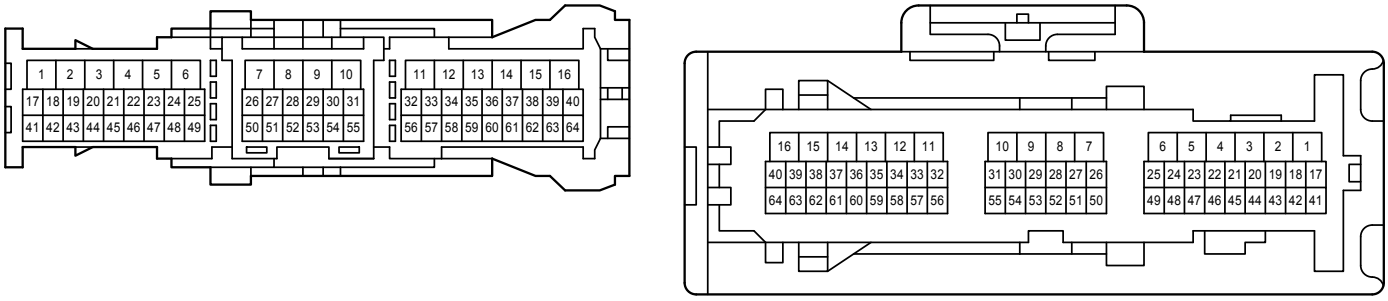

AH5
Black

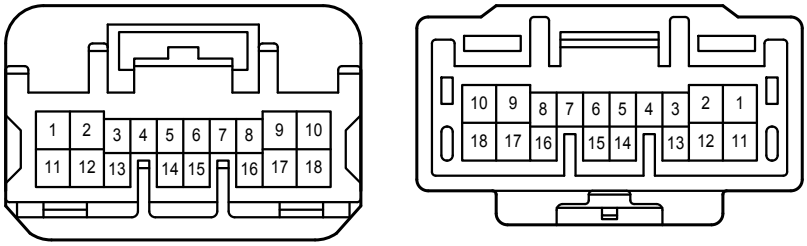

DA1
White

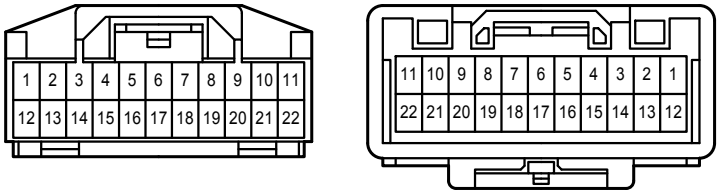

DA2
White

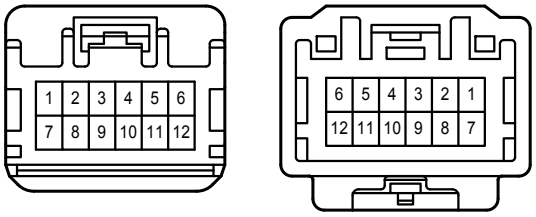

FD1
Black

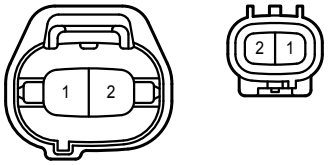

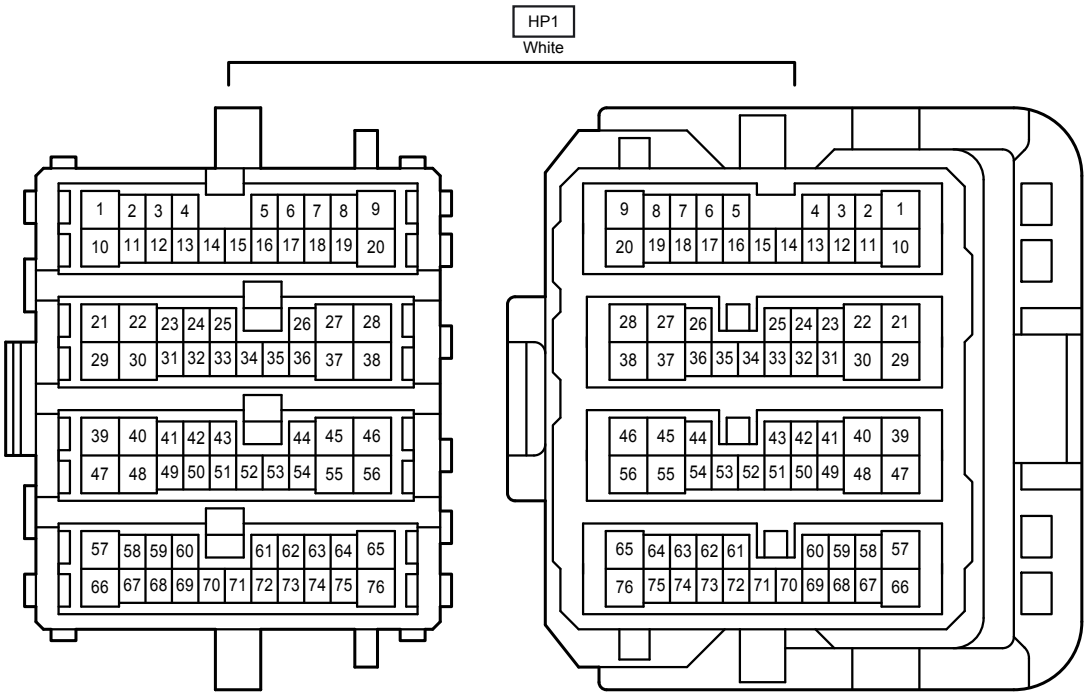
HP1
White
1 2 3 4 5 6 7 8 9
10 11 12 13 14 15 16 17 18 19 20
21 22 23 24 25 26 27 28
29 30 31 32 33 34 35 36 37 38
39 40 41 42 43 44 45 46
47 48 49 50 51 52 53 54 55 56
57 58 59 60 61 62 63 64 65
66 67 68 69 70 71 72 73 74 75 76
9 8 7 6 5 4 3 2 1
20 19 18 17 16 15 14 13 12 11 10
28 27 26 25 24 23 22 21
38 37 36 35 34 33 32 31 30 29
46 45 44 43 42 41 40 39
56 55 54 53 52 51 50 49 48 47
65 64 63 62 61 60 59 58 57
76 75 74 73 72 71 70 69 68 67 66

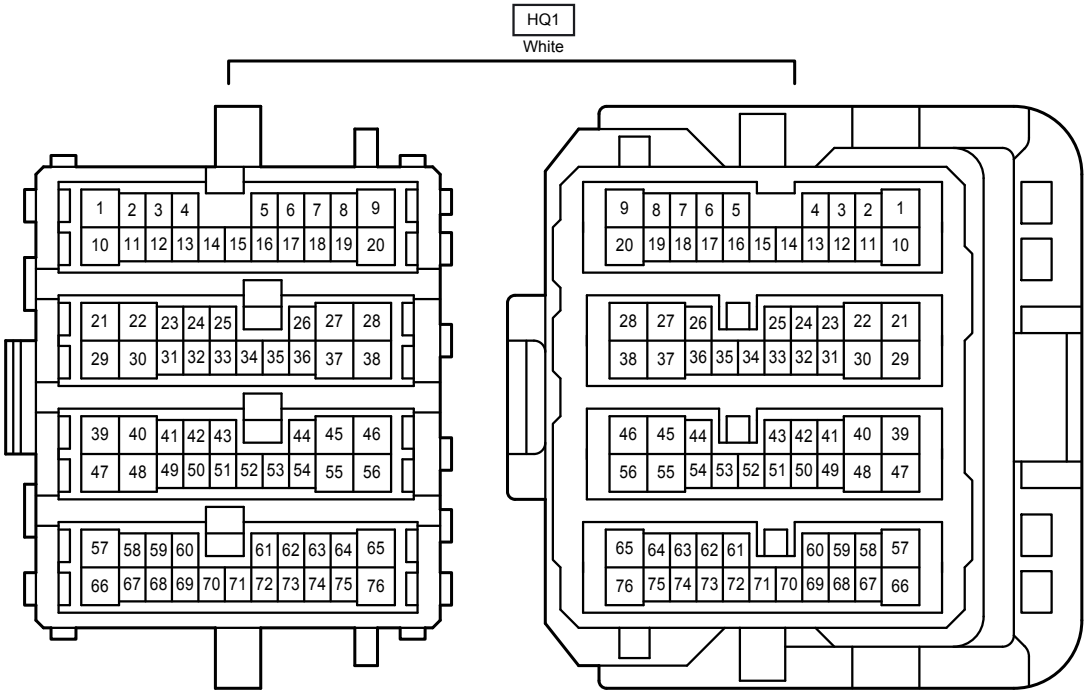
HQ1
White
1 2 3 4 5 6 7 8 9
10 11 12 13 14 15 16 17 18 19 20
21 22 23 24 25 26 27 28
29 30 31 32 33 34 35 36 37 38
39 40 41 42 43 44 45 46
47 48 49 50 51 52 53 54 55 56
57 58 59 60 61 62 63 64 65
66 67 68 69 70 71 72 73 74 75 76
9 8 7 6 5 4 3 2 1
20 19 18 17 16 15 14 13 12 11 10
28 27 26 25 24 23 22 21
38 37 36 35 34 33 32 31 30 29
46 45 44 43 42 41 40 39
56 55 54 53 52 51 50 49 48 47
65 64 63 62 61 60 59 58 57
76 75 74 73 72 71 70 69 68 67 66