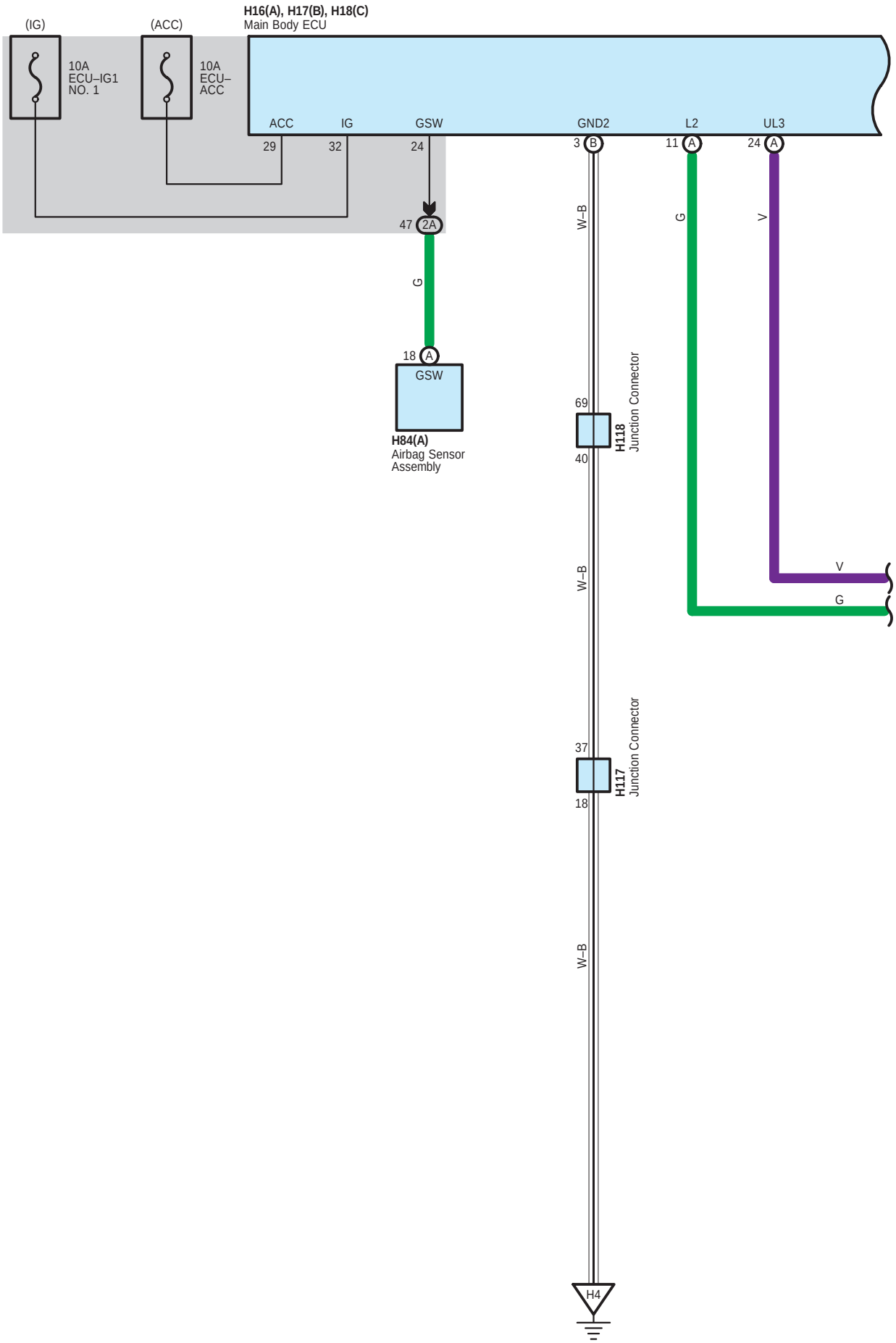
H16(A), H17(B), H18(C)
Main Body ECU
(IG)
(ACC)
10A
ECU–IG1
NO. 1
10A
ECU–
ACC
ACC
IG
GSW
GND2
L2
UL3
29
32
24
3 B
11 A
24 A
47 2A
W–B
G
V
G
18 A
GSW
H84(A)
Airbag Sensor
Assembly
69
40
H118
Junction Connector
W–B
V
G
37
18
H117
Junction Connector
W–B
H4

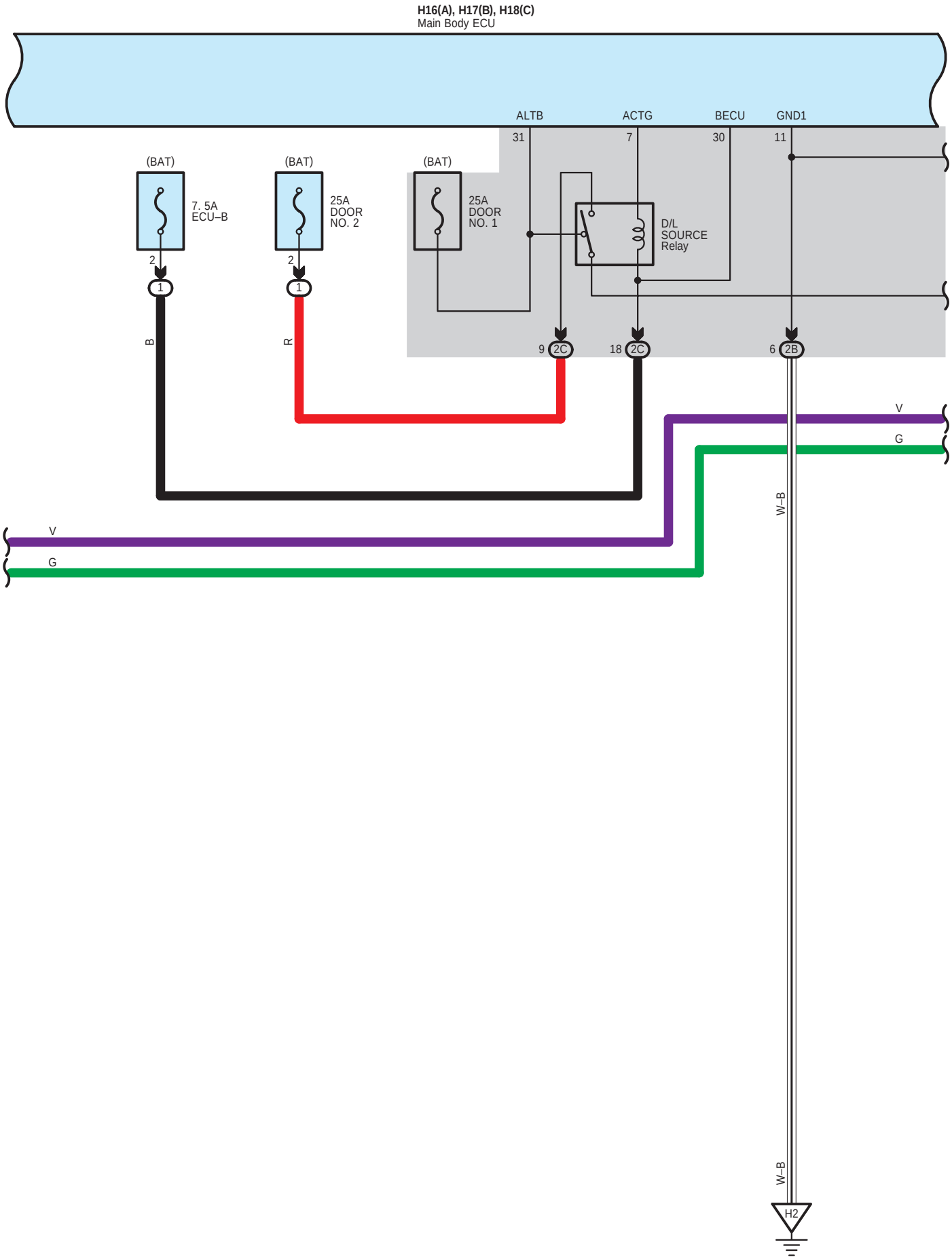
H16(A), H17(B), H18(C)
Main Body ECU
ALTB
ACTG
BECU
GND1
31
7
30
11
(BAT)
7. 5A
ECU–B
(BAT)
25A
DOOR
NO. 2
(BAT)
25A
DOOR
NO. 1
D/L
SOURCE
Relay
2
1
2
1
B
R
9 2C
18 2C
6 2B
V
G
V
G
W–B
W–B
H2

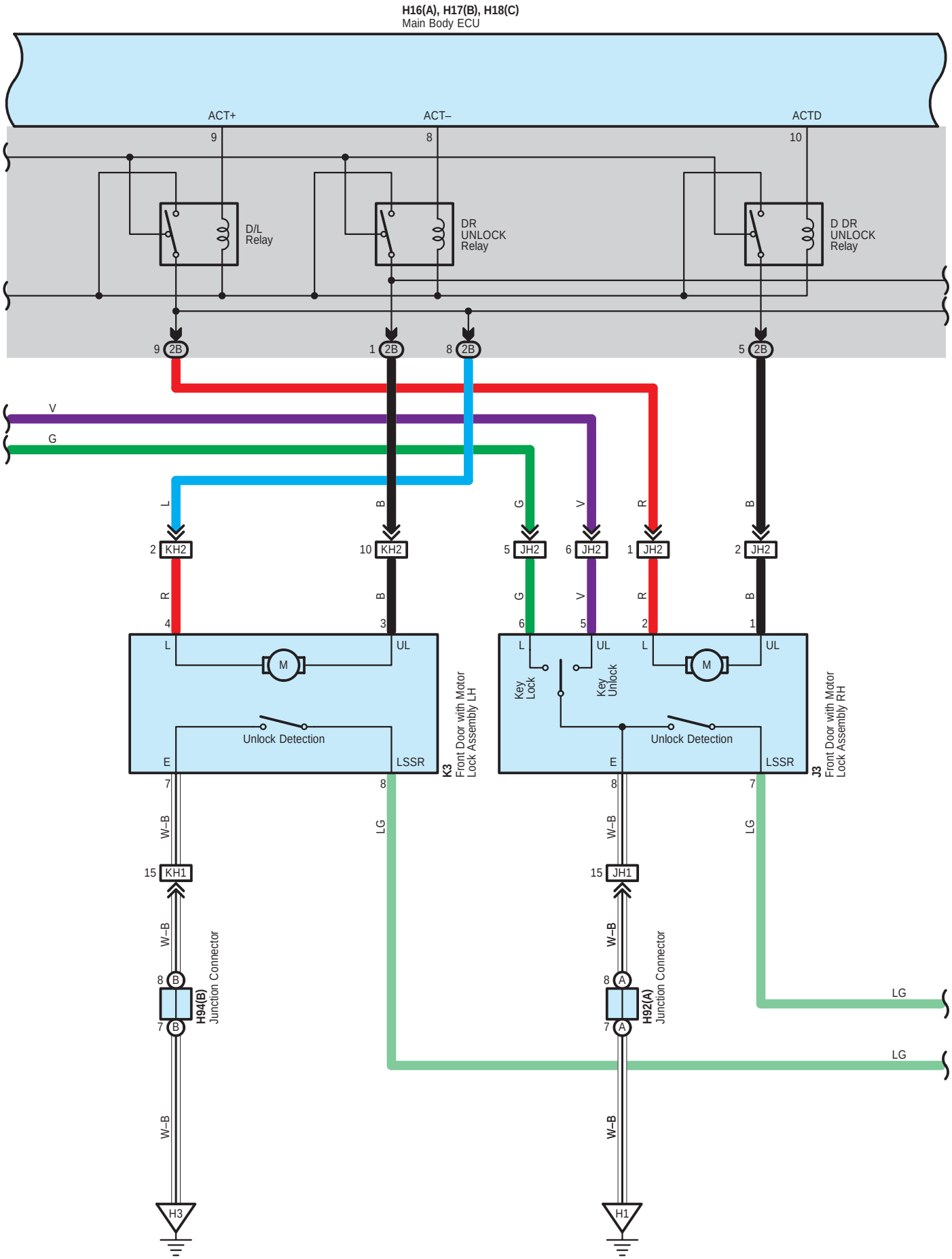
H16(A), H17(B), H18(C)
Main Body ECU
ACT+
ACT–
ACTD
9
8
10
D/L Relay
DR UNLOCK Relay
D DR UNLOCK Relay
9 2B
1 2B
8 2B
5 2B
V
G
L
B
G
V
R
B
2 KH2
10 KH2
5 JH2
6 JH2
1 JH2
2 JH2
R
B
G
V
R
B
4
3
6
5
2
1
L
UL
M
Unlock Detection
E
LSSR
K3
Front Door with Motor Lock Assembly LH
Key Lock
Key Unlock
J3
Front Door with Motor Lock Assembly RH
7
8
W–B
LG
15 KH1
15 JH1
8 B
7 B
H94(B)
Junction Connector
8 A
7 A
H92(A)
Junction Connector
H3
H1

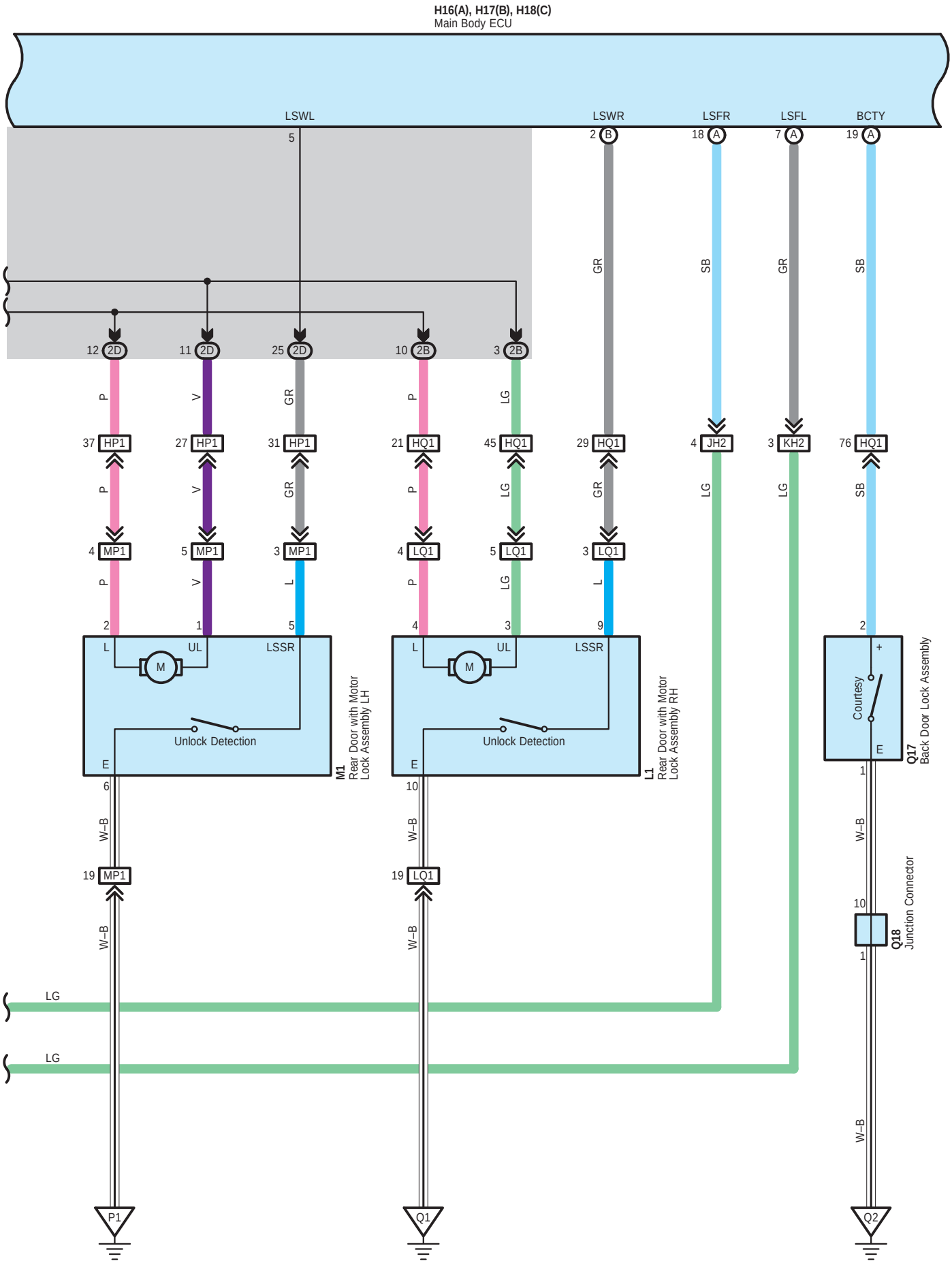
H16(A), H17(B), H18(C)
Main Body ECU
LSWL
LSWR
LSFR
LSFL
BCTY
5
2 B
18 A
7 A
19 A
GR
SB
GR
SB
12 2D
11 2D
25 2D
10 2B
3 2B
P
V
GR
P
LG
37 HP1
27 HP1
31 HP1
21 HQ1
45 HQ1
29 HQ1
4 JH2
3 KH2
76 HQ1
P
V
GR
P
LG
GR
LG
LG
SB
4 MP1
5 MP1
3 MP1
4 LQ1
5 LQ1
3 LQ1
P
V
L
P
LG
L
2
1
5
4
3
9
2
L
UL
LSSR
M
Unlock Detection
E
M1
Rear Door with Motor
Lock Assembly LH
L
UL
LSSR
M
Unlock Detection
E
L1
Rear Door with Motor
Lock Assembly RH
+
Courtesy
E
Q17
Back Door Lock Assembly
6
10
1
W–B
W–B
W–B
19 MP1
19 LQ1
10
Q18
Junction Connector
1
W–B
W–B
LG
LG
W–B
P1
Q1
Q2

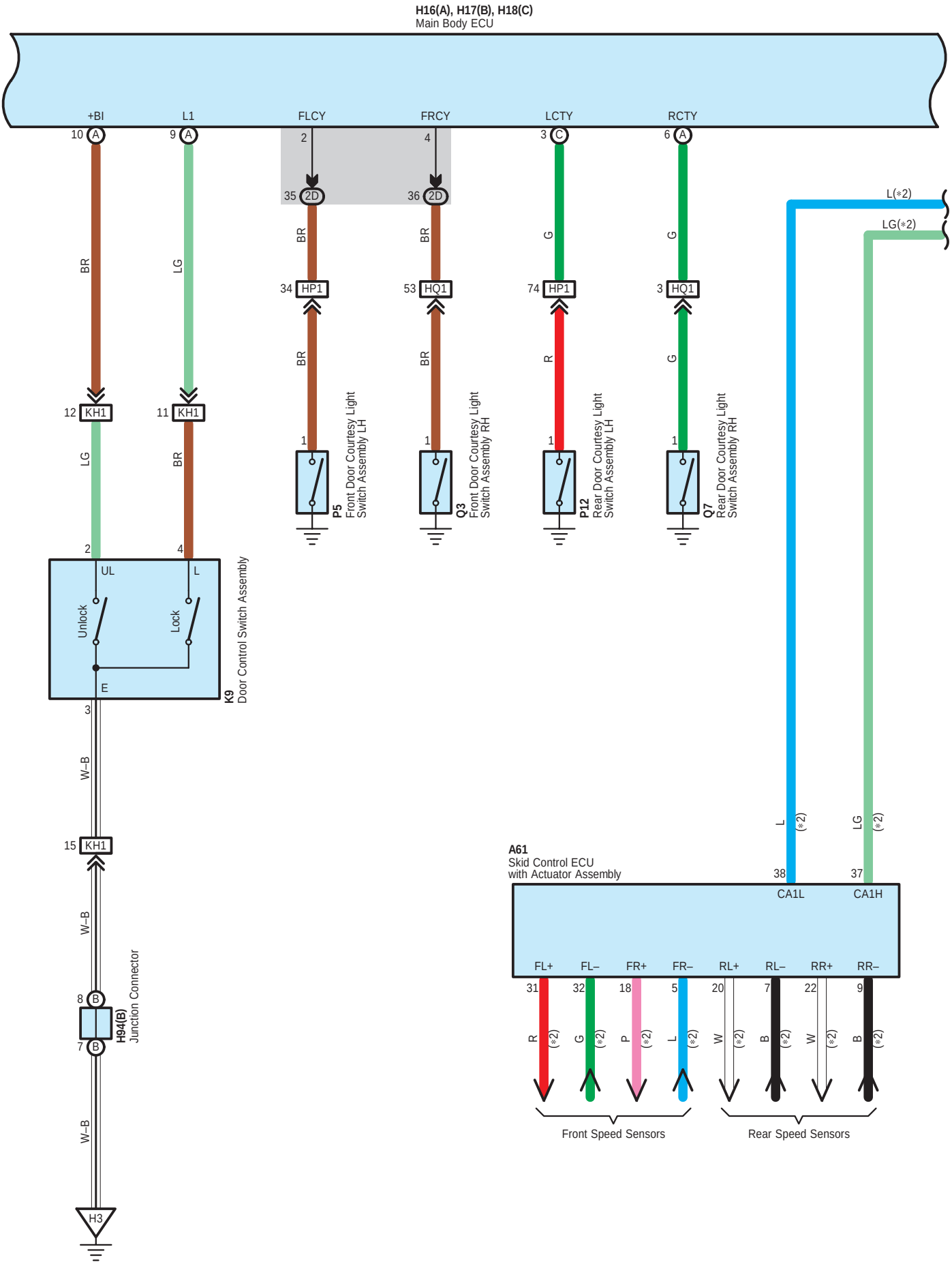
H16(A), H17(B), H18(C)
Main Body ECU
+BI
L1
FLCY
FRCY
LCTY
RCTY
10 A
9 A
2
4
3 C
6 A
35 2D
36 2D
BR
LG
34 HP1
53 HQ1
74 HP1
3 HQ1
R
G
12 KH1
11 KH1
1
P5
Front Door Courtesy Light Switch Assembly LH
Q3
Front Door Courtesy Light Switch Assembly RH
P12
Rear Door Courtesy Light Switch Assembly LH
Q7
Rear Door Courtesy Light Switch Assembly RH
L(*2)
LG(*2)
UL
L
Unlock
Lock
E
K9
Door Control Switch Assembly
3
W–B
15 KH1
8 B
7 B
H94(B)
Junction Connector
H3
A61
Skid Control ECU
with Actuator Assembly
38
37
CA1L
CA1H
FL+
FL–
FR+
FR–
RL+
RL–
RR+
RR–
31
32
18
5
20
7
22
9
P
W
(*2)
Front Speed Sensors
Rear Speed Sensors

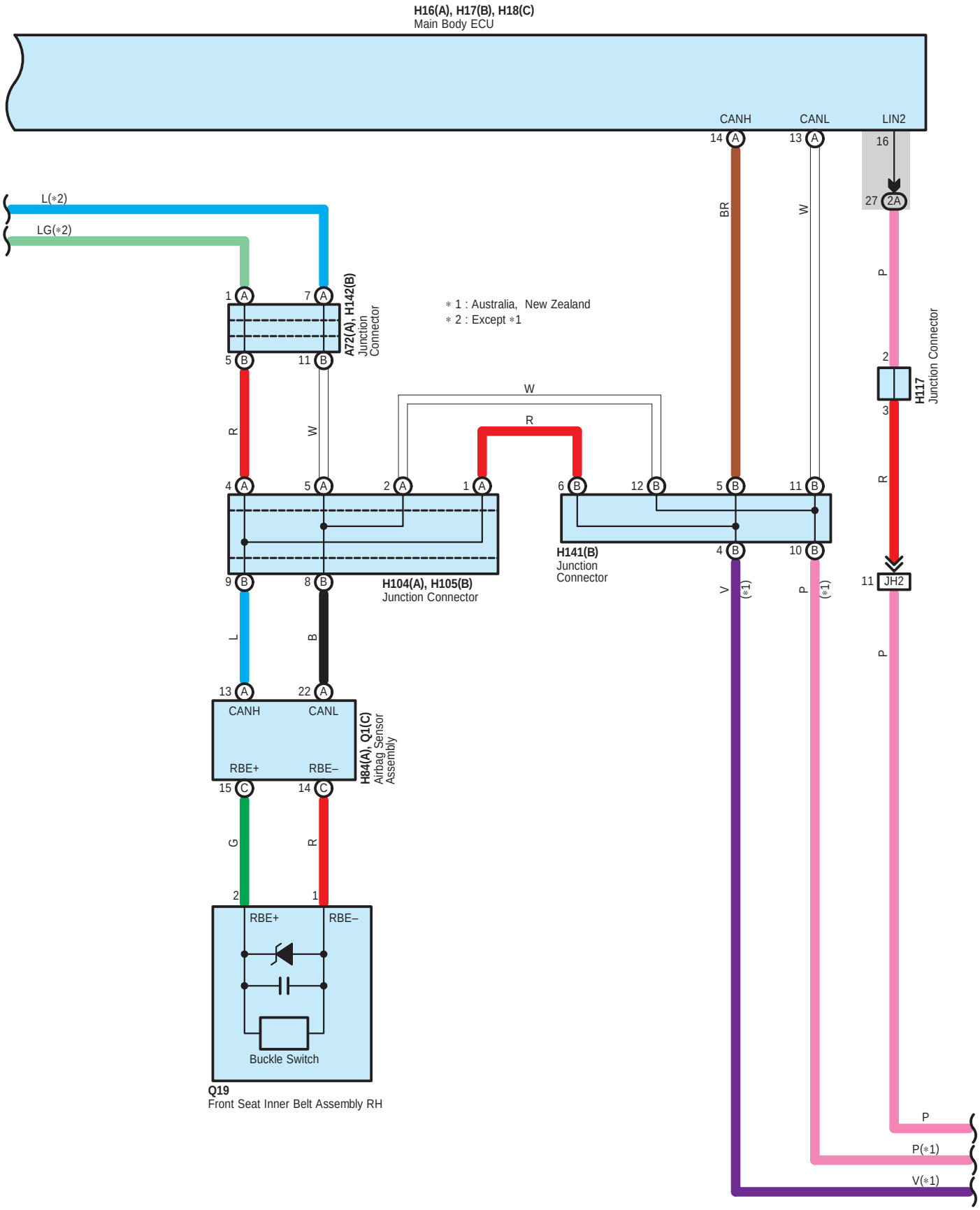
H16(A), H17(B), H18(C)
Main Body ECU
CANH
CANL
LIN2
14 A
13 A
16
27 2A
BR
W
P
L(∗2)
LG(∗2)
1 A
7 A
A72(A), H142(B)
Junction Connector
5 B
11 B
∗ 1 : Australia, New Zealand
∗ 2 : Except ∗1
2
3
H117
Junction Connector
W
R
4 A
5 A
2 A
1 A
6 B
12 B
5 B
11 B
H141(B)
Junction Connector
4 B
10 B
9 B
8 B
H104(A), H105(B)
Junction Connector
11 JH2
V
(∗1)
P
(∗1)
L
B
13 A
22 A
CANH
CANL
RBE+
RBE–
H84(A), Q1(C)
Airbag Sensor Assembly
15 C
14 C
G
R
2
1
RBE+
RBE–
Buckle Switch
Q19
Front Seat Inner Belt Assembly RH
P
P(∗1)
V(∗1)

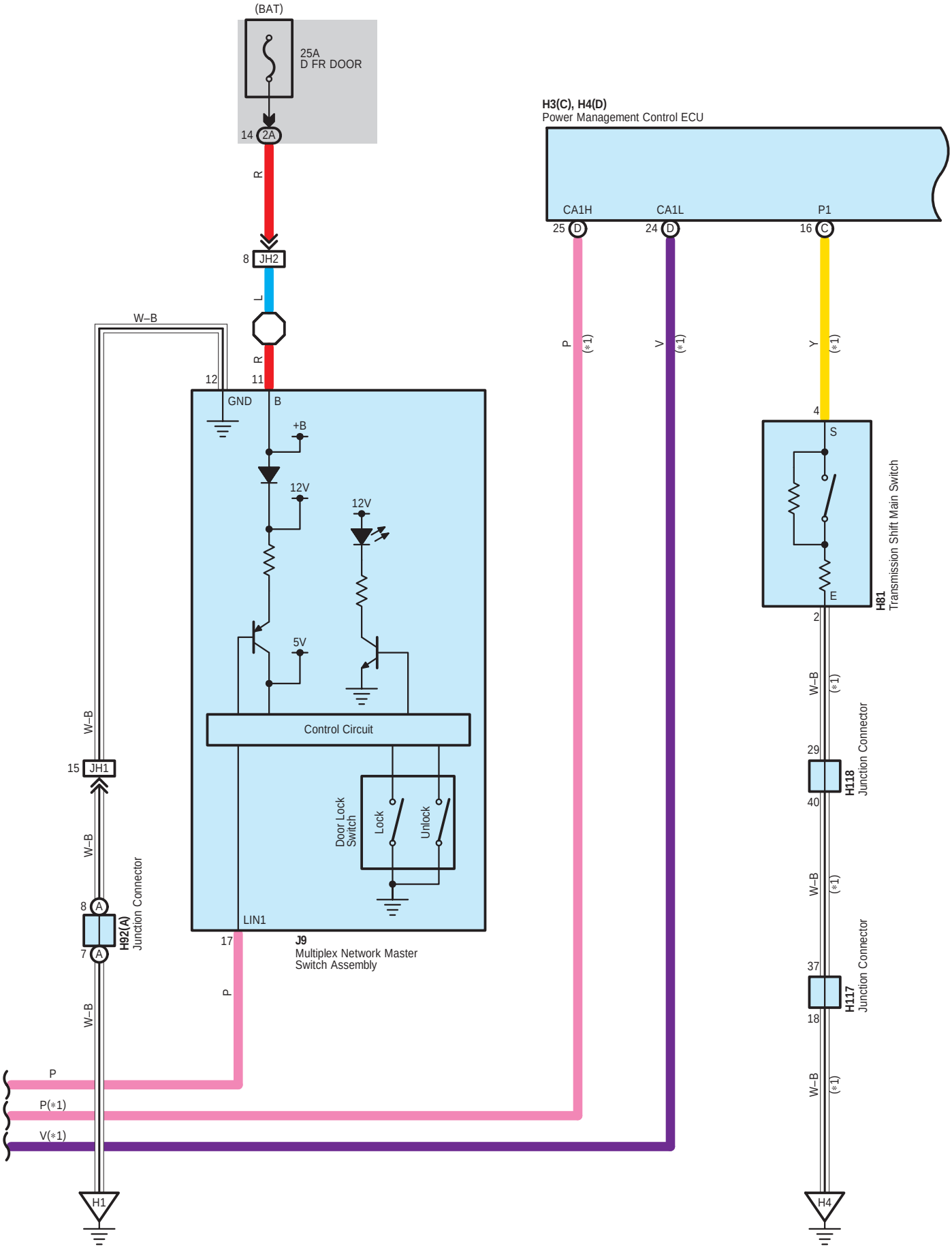
(BAT)
25A
D FR DOOR
14 2A
R
8 JH2
L
R
W–B
12
11
GND
B
+B
12V
12V
5V
Control Circuit
Door Lock Switch
Lock
Unlock
LIN1
17
J9
Multiplex Network Master Switch Assembly
P
W–B
15 JH1
W–B
8 A
7 A
H92(A)
Junction Connector
W–B
P
P(*1)
V(*1)
H1
H3(C), H4(D)
Power Management Control ECU
CA1H
CA1L
P1
25 D
24 D
16 C
P (*1)
V (*1)
Y (*1)
4
S
E
H81
Transmission Shift Main Switch
2
W–B (*1)
29
40
H118
Junction Connector
W–B (*1)
37
18
H117
Junction Connector
W–B (*1)
H4

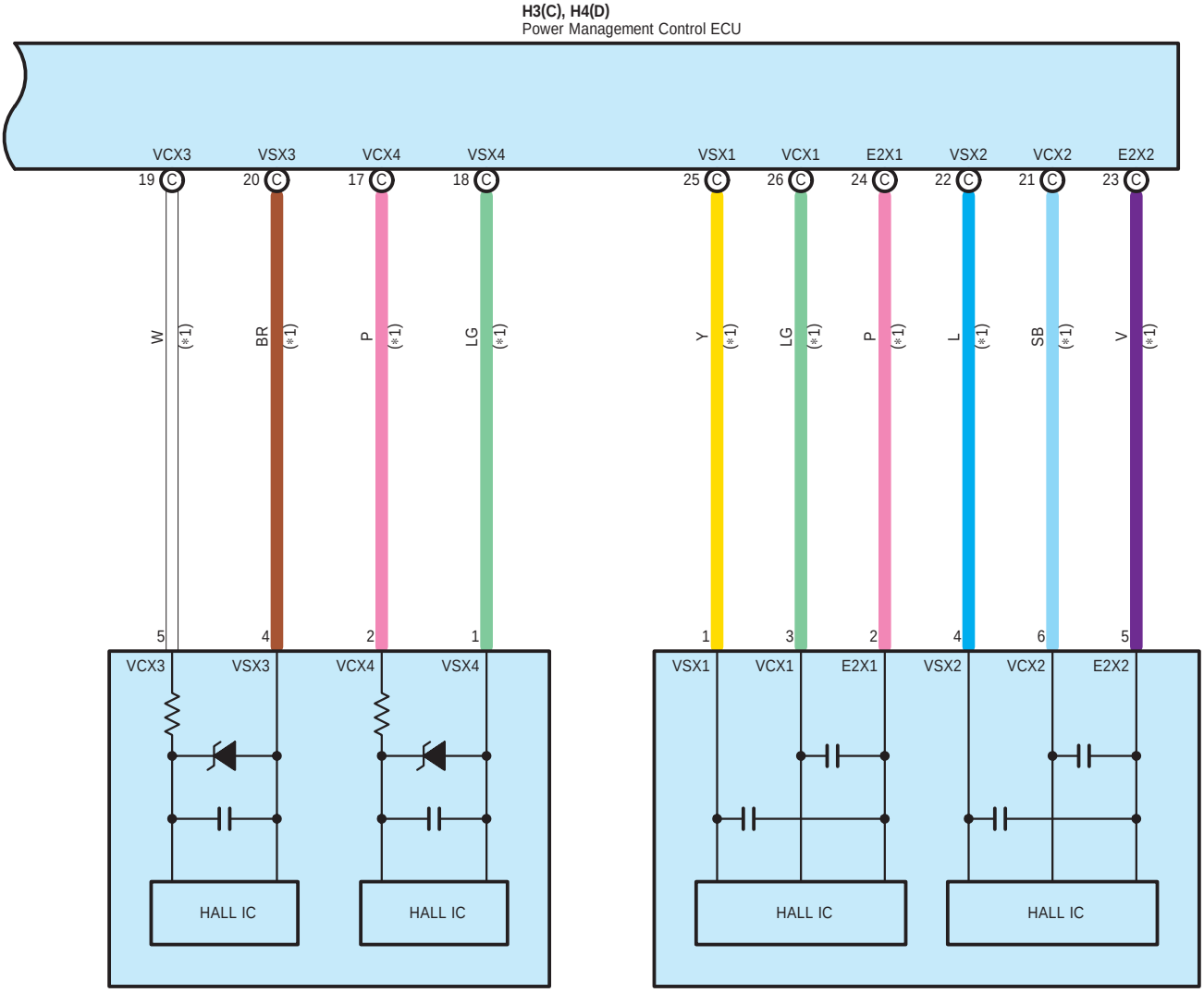


**H76**
No. 1 Shift Lever Position Sensor

**H77**
No. 2 Shift Lever Position Sensor

＊1 : Australia, New Zealand

A 61
Gray

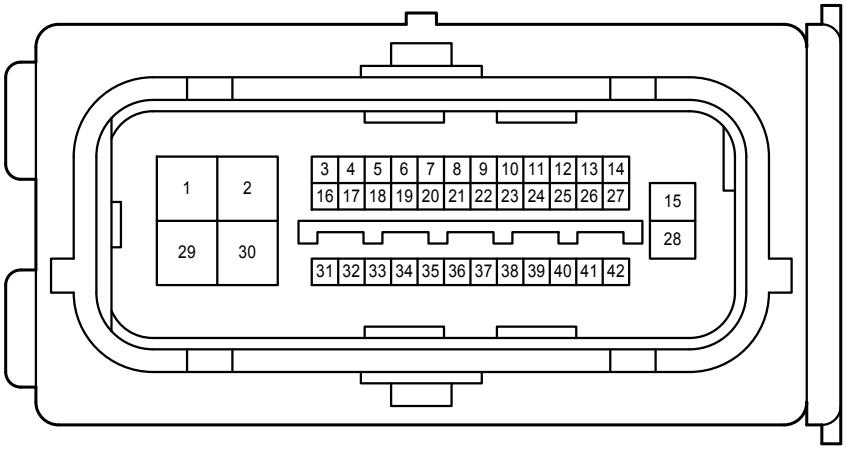


A 72
Blue

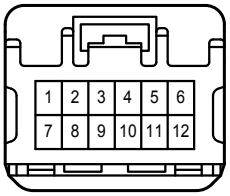


H 3
Gray

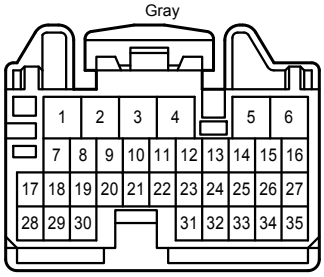


H 4
Gray

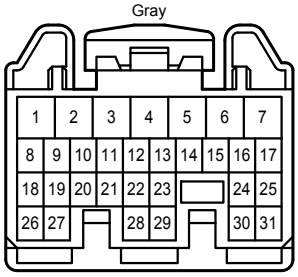


H 16
Black

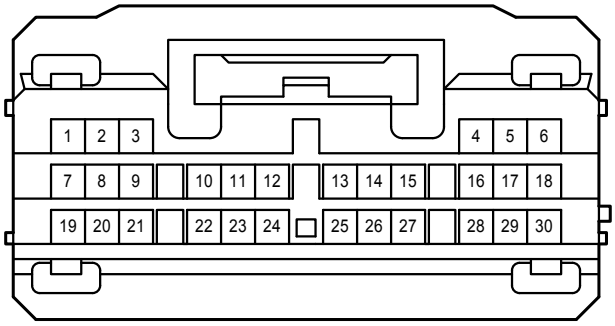


H 17
White

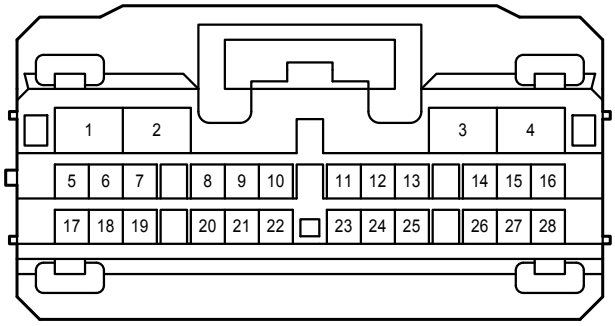


H 18
White

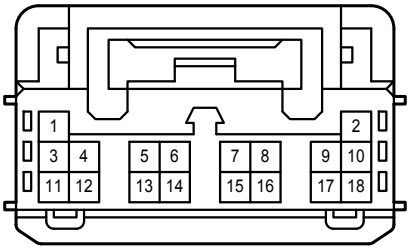

H 76
White

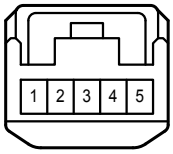


H 77
Black




H 81
Black

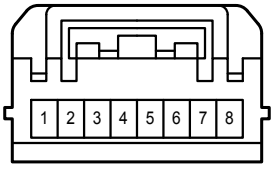


H 84
Yellow

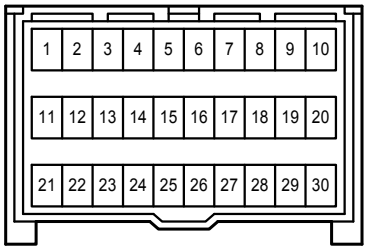


H 92
White

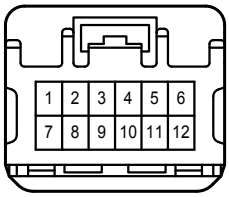


H 94
White

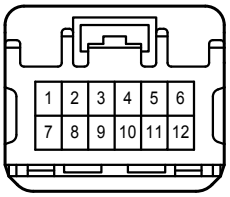


H104
White

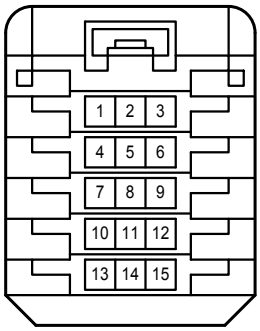


H105
White

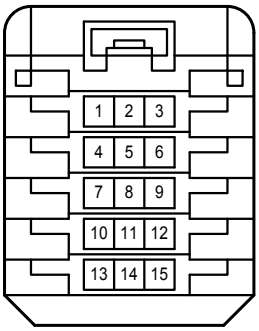


H117
White

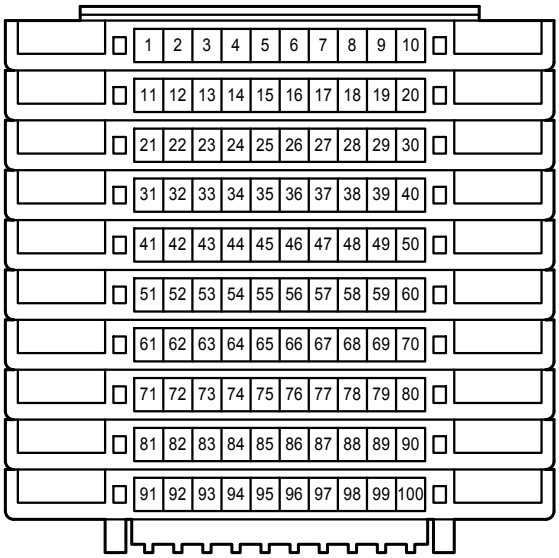


H118
White

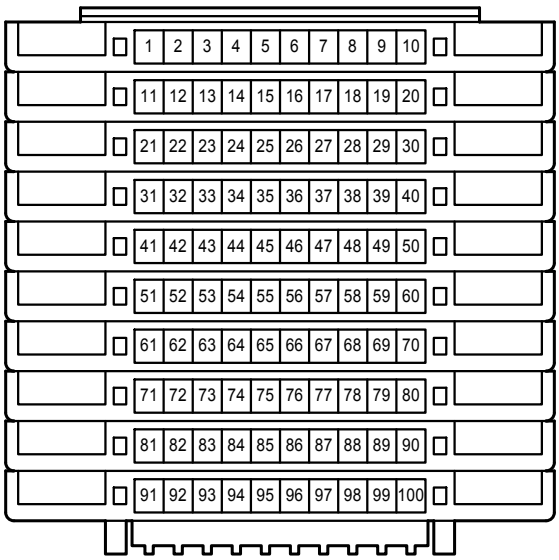


H141
Gray

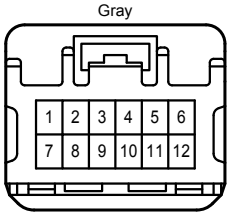


H142
Blue

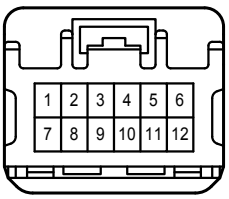

J 3
White

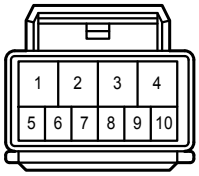


J 9
White

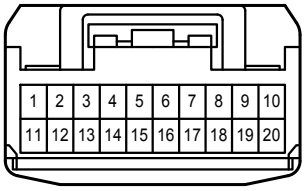


K 3
White

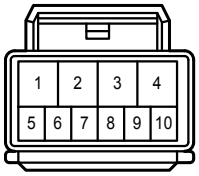


K 9
Blue

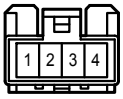


L 1
White

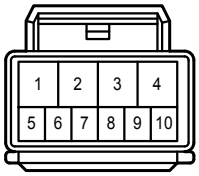


M 1
White

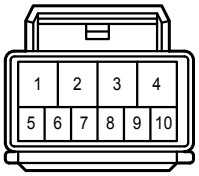


P 5
White

P 12
White

Q 1
Yellow

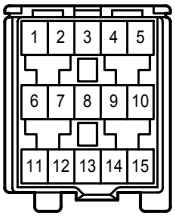


Q 3
White

Q 7
White

Q 17
White

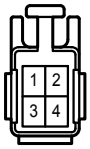


Q 18
White

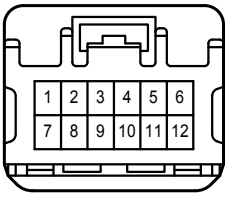


Q 19
Gray

2A
White

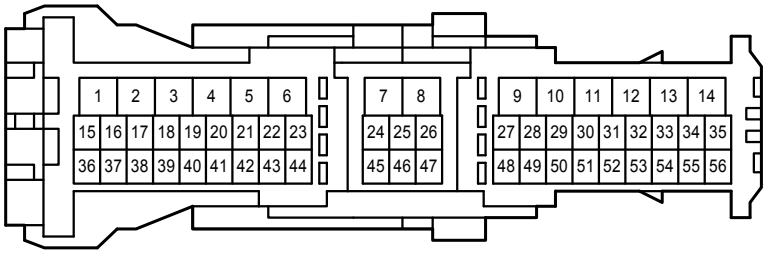


2B
White

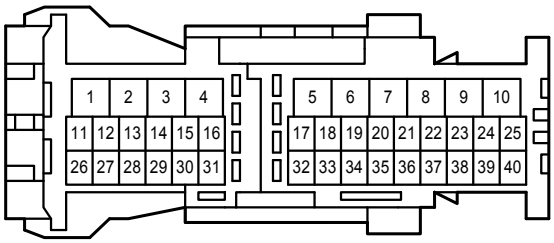


2C
White

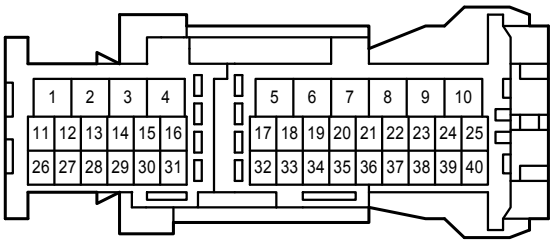


2D
White

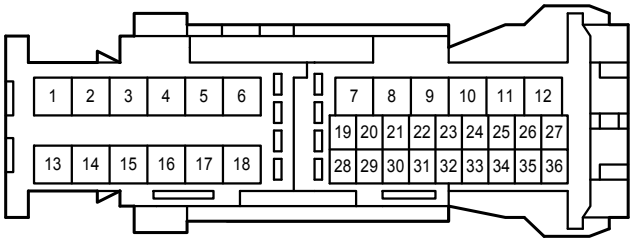

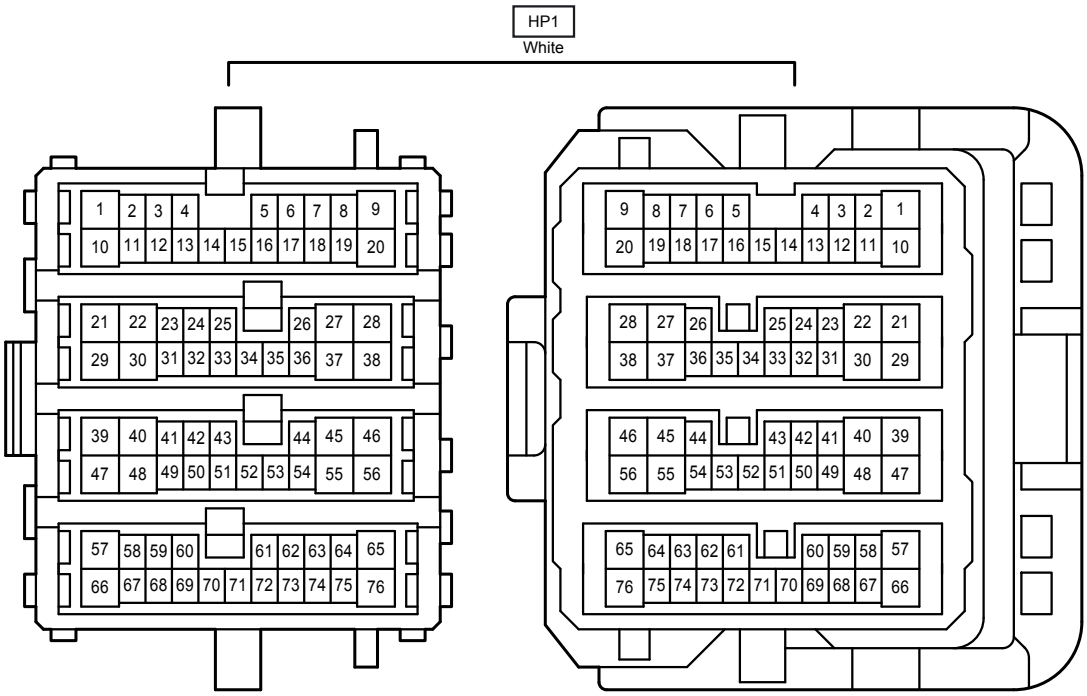
HP1
White

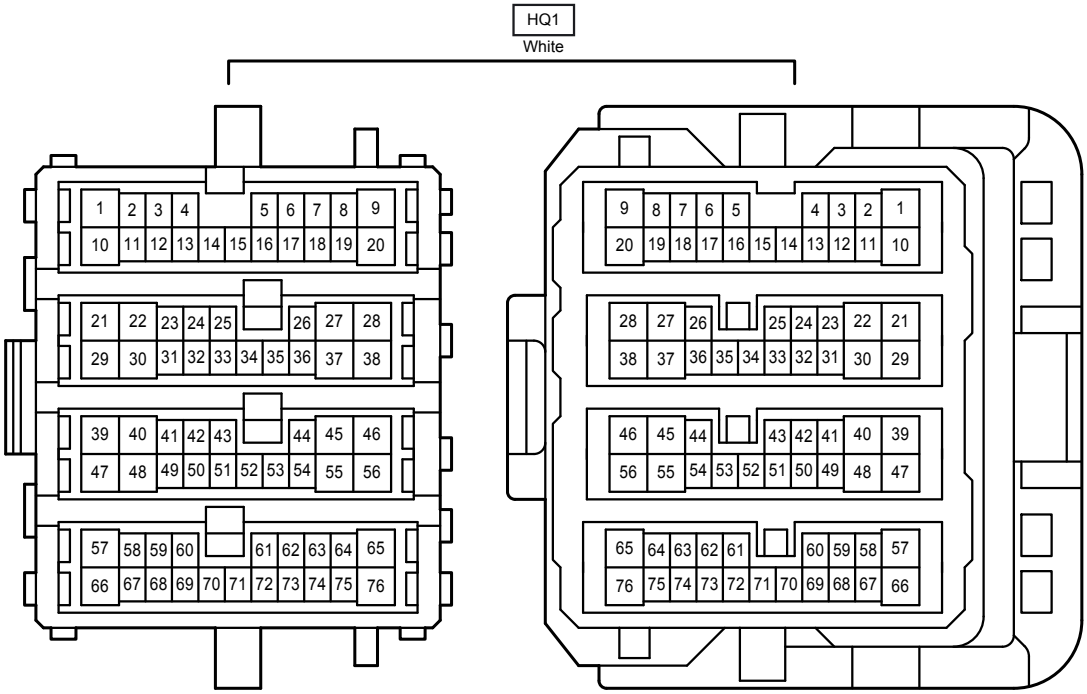
HQ1
White

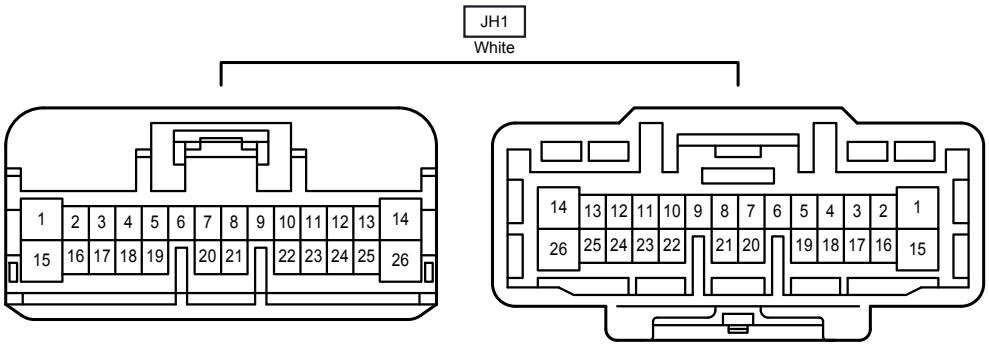
JH1
White

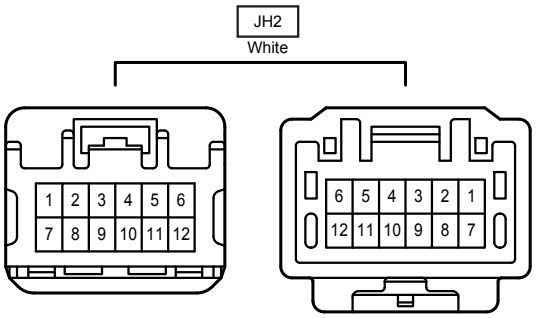
JH2
White
1 2 3 4 5 6
7 8 9 10 11 12
6 5 4 3 2 1
12 11 10 9 8 7

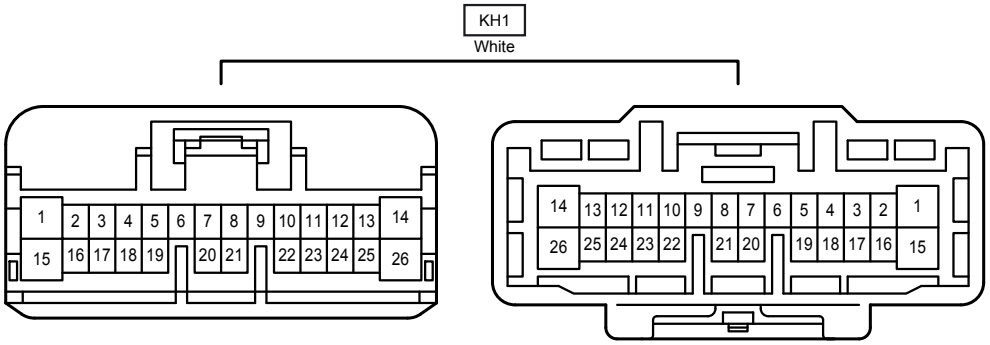
KH1
White
1 2 3 4 5 6 7 8 9 10 11 12 13 14
15 16 17 18 19 20 21 22 23 24 25 26
14 13 12 11 10 9 8 7 6 5 4 3 2 1
26 25 24 23 22 21 20 19 18 17 16 15

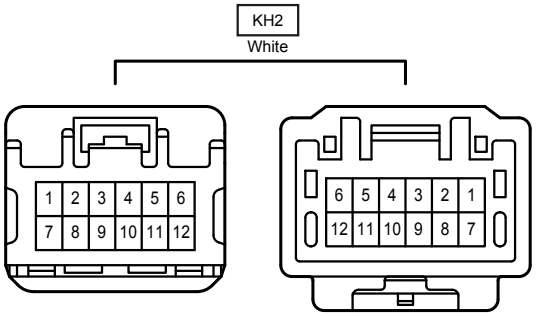
KH2
White
1 2 3 4 5 6
7 8 9 10 11 12
6 5 4 3 2 1
12 11 10 9 8 7

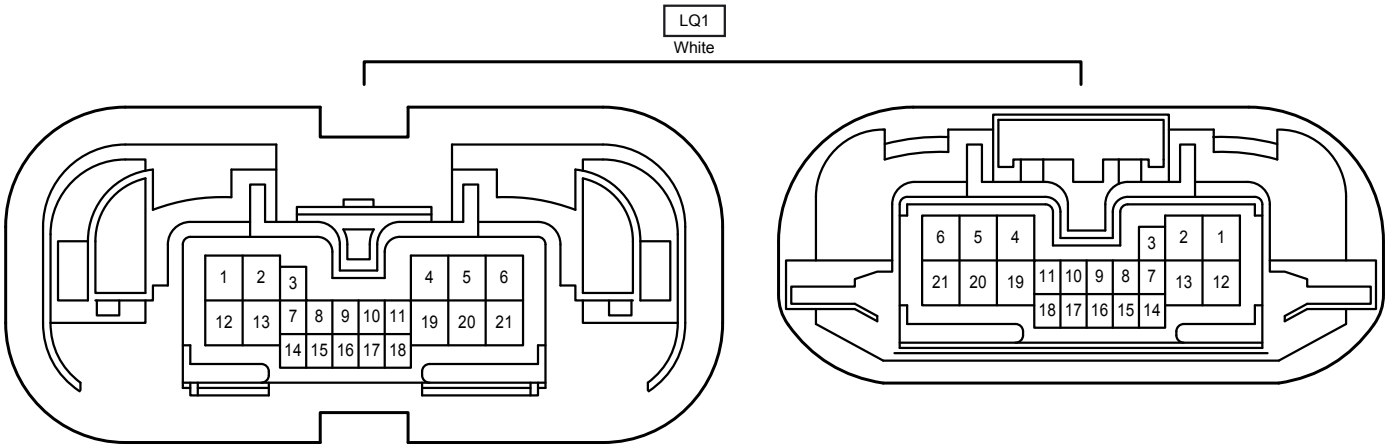
LQ1
White
1 2 3 4 5 6
12 13 7 8 9 10 11 19 20 21
14 15 16 17 18
6 5 4 3 2 1
21 20 19 11 10 9 8 7 13 12
18 17 16 15 14

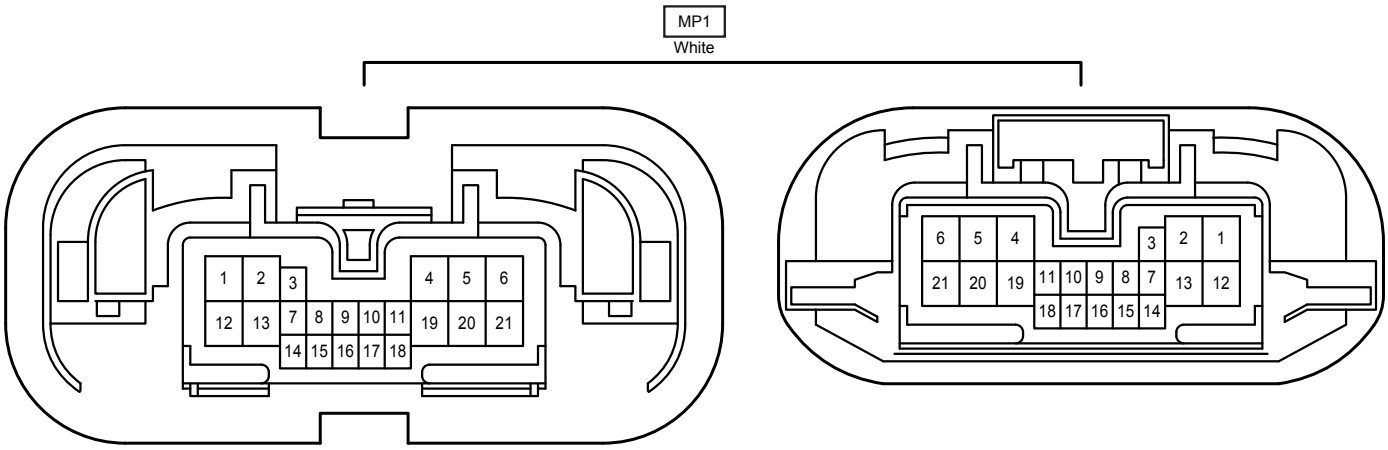
MP1
White
1
2
3
4
5
6
12
13
7
8
9
10
11
19
20
21
14
15
16
17
18
6
5
4
3
2
1
21
20
19
11
10
9
8
7
13
12
18
17
16
15
14