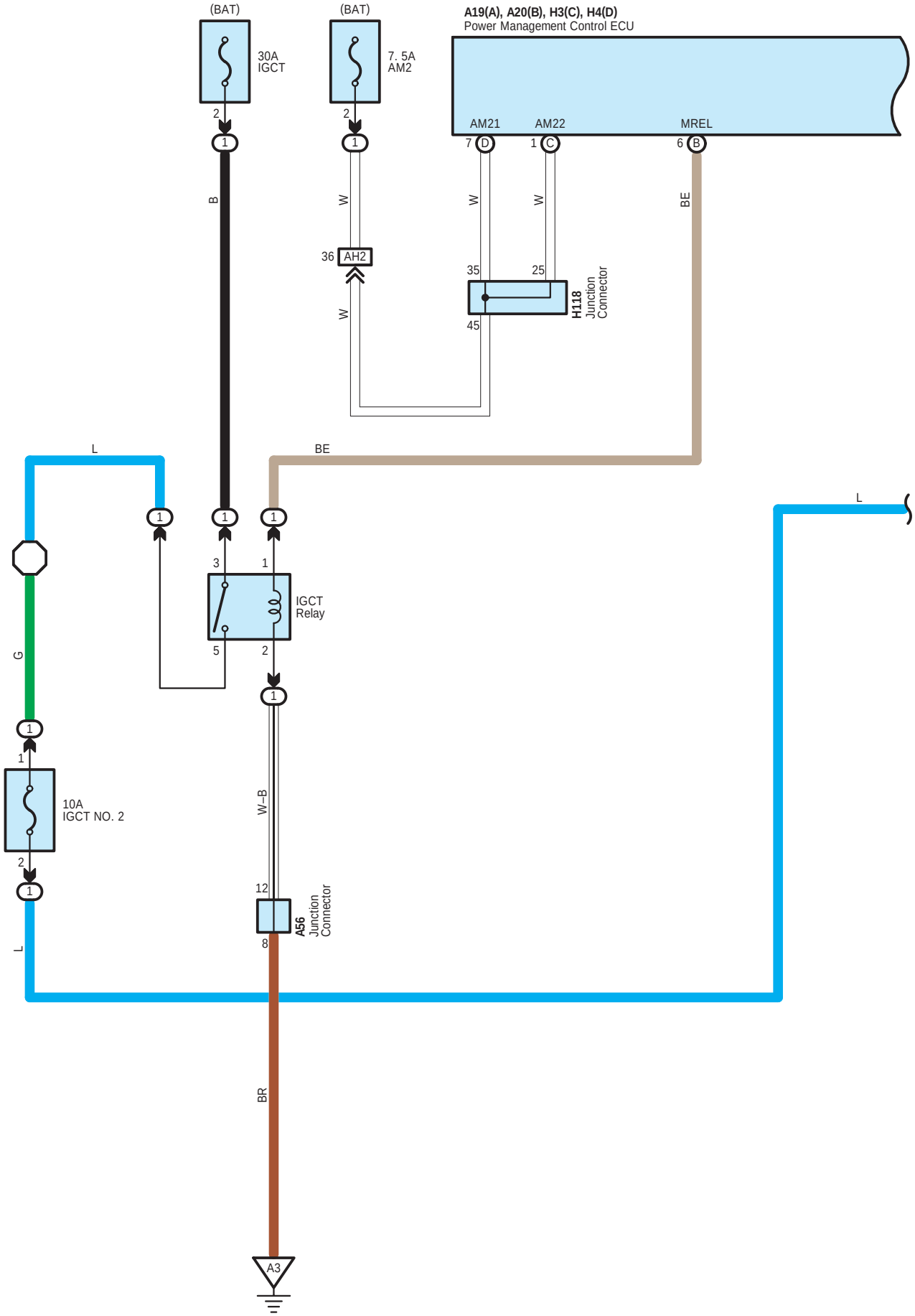
(BAT)
30A
IGCT
(BAT)
7. 5A
AM2
A19(A), A20(B), H3(C), H4(D)
Power Management Control ECU
AM21
AM22
MREL
7 D
1 C
6 B
B
W
W
W
BE
36 AH2
W
35
25
45
H118
Junction
Connector
L
BE
L
3
1
5
2
IGCT
Relay
G
10A
IGCT NO. 2
W–B
12
8
A56
Junction
Connector
L
BR
A3

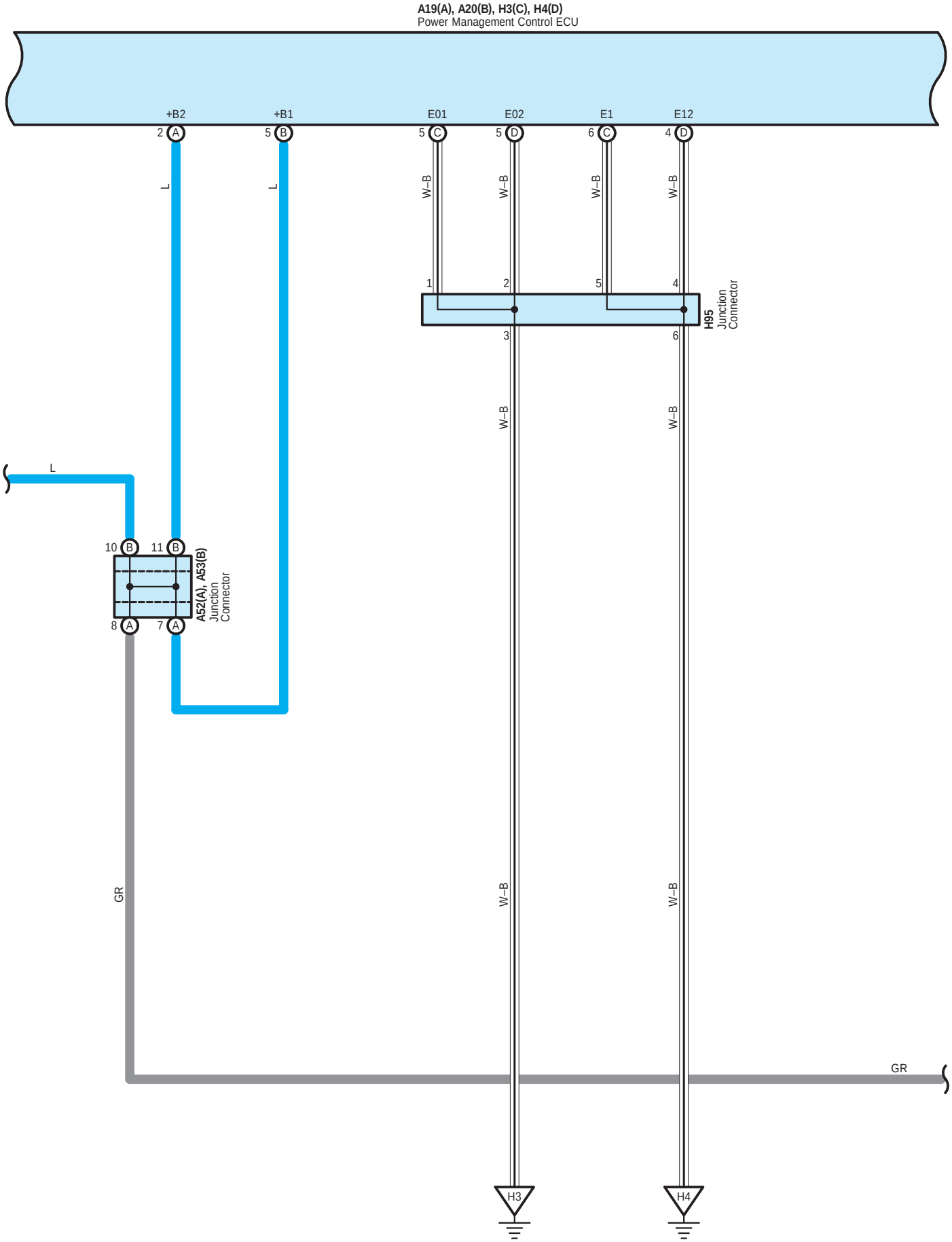
A19(A), A20(B), H3(C), H4(D)
Power Management Control ECU
+B2
+B1
E01
E02
E1
E12
2 A
5 B
5 C
5 D
6 C
4 D
L
L
W–B
W–B
W–B
W–B
1
2
5
4
H95
Junction
Connector
3
6
W–B
W–B
L
10 B
11 B
8 A
7 A
A52(A), A53(B)
Junction
Connector
GR
W–B
W–B
GR
H3
H4

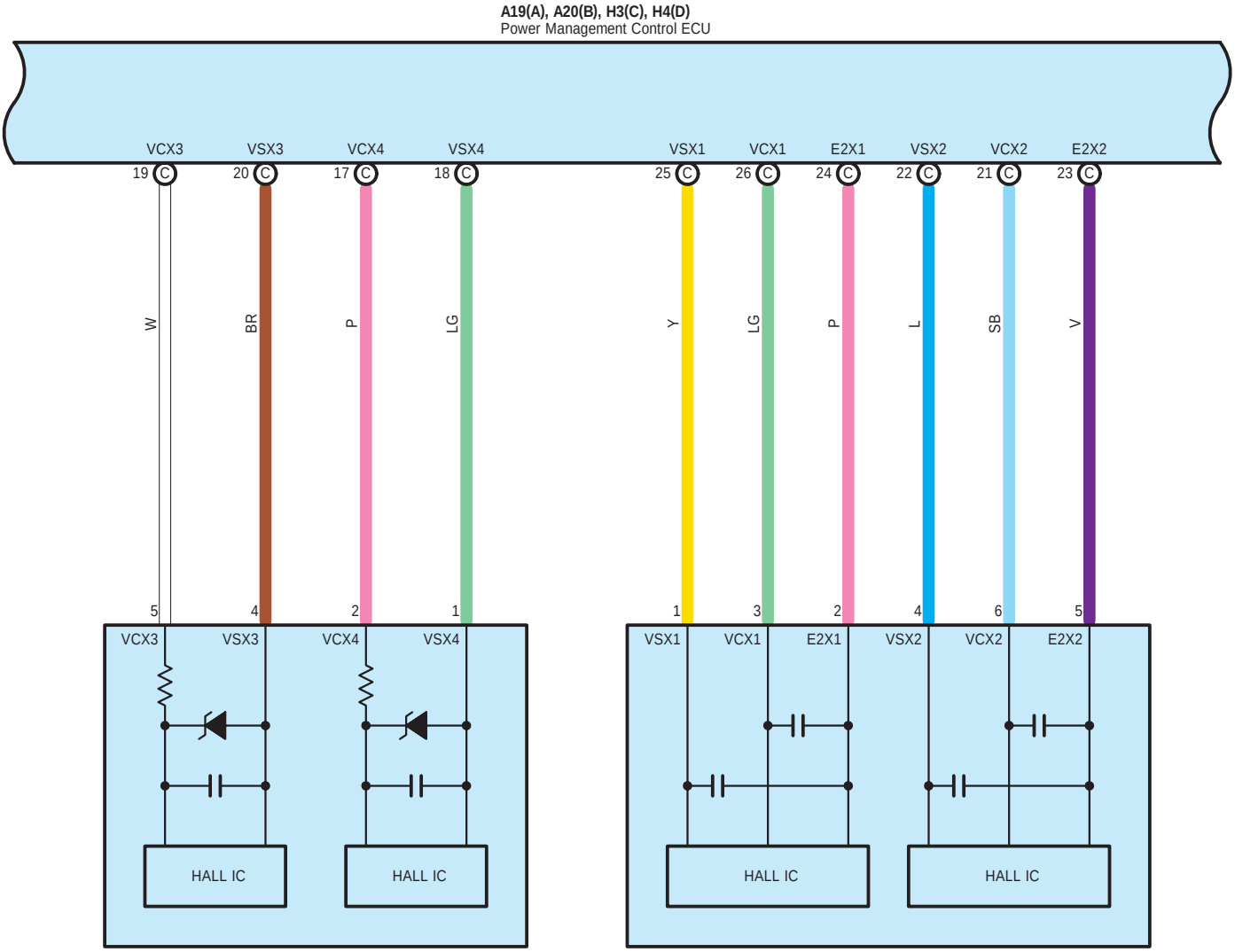

H76
No. 1 Shift Lever Position Sensor

H77
No. 2 Shift Lever Position Sensor

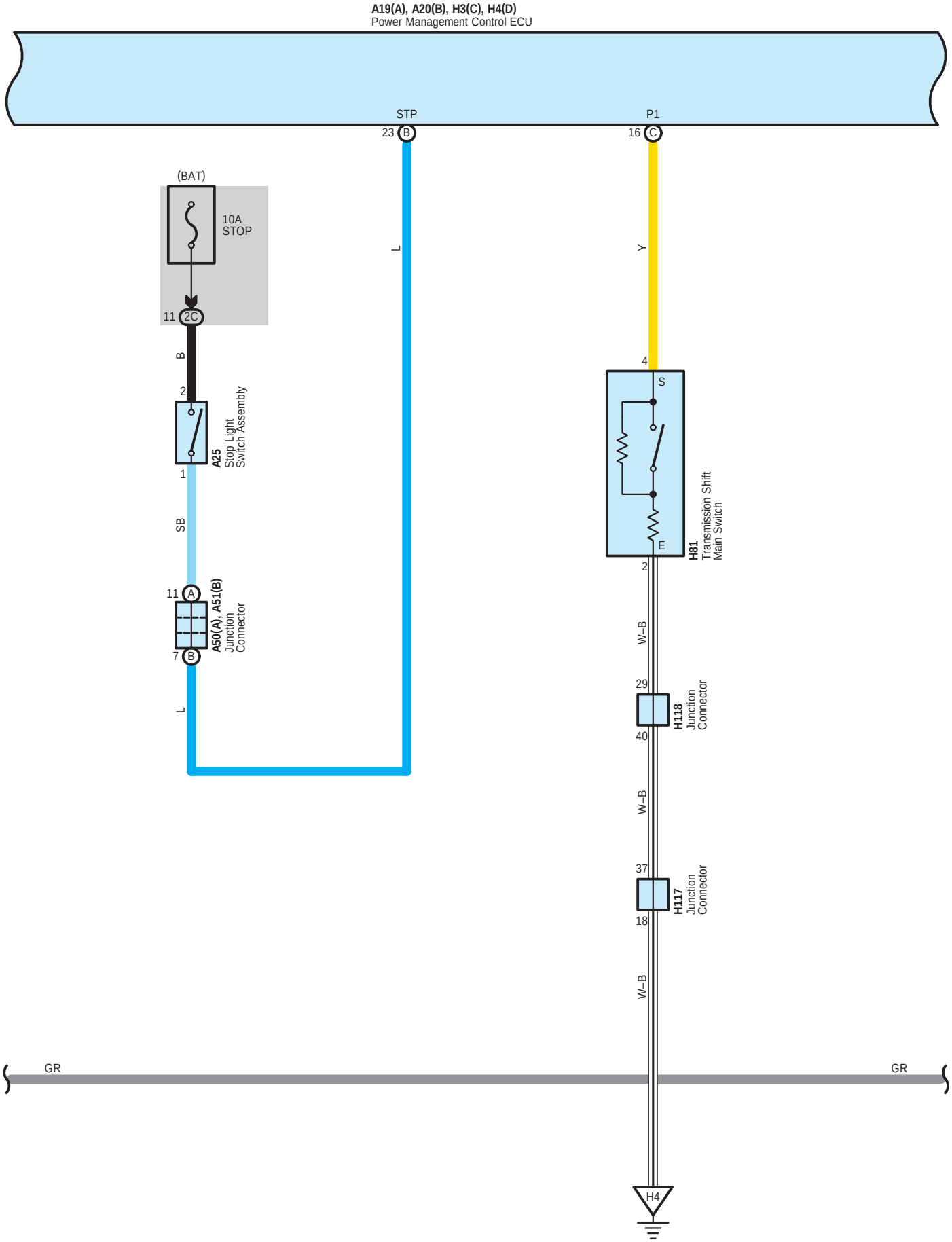
A19(A), A20(B), H3(C), H4(D)
Power Management Control ECU
STP
23 B
P1
16 C
(BAT)
10A
STOP
11 2C
B
2
A25
Stop Light
Switch Assembly
1
SB
11 A
A50(A), A51(B)
Junction
Connector
7 B
L
L
Y
4
S
E
H81
Transmission Shift
Main Switch
2
W–B
29
H118
Junction
Connector
40
W–B
37
H117
Junction
Connector
18
W–B
GR
GR
H4

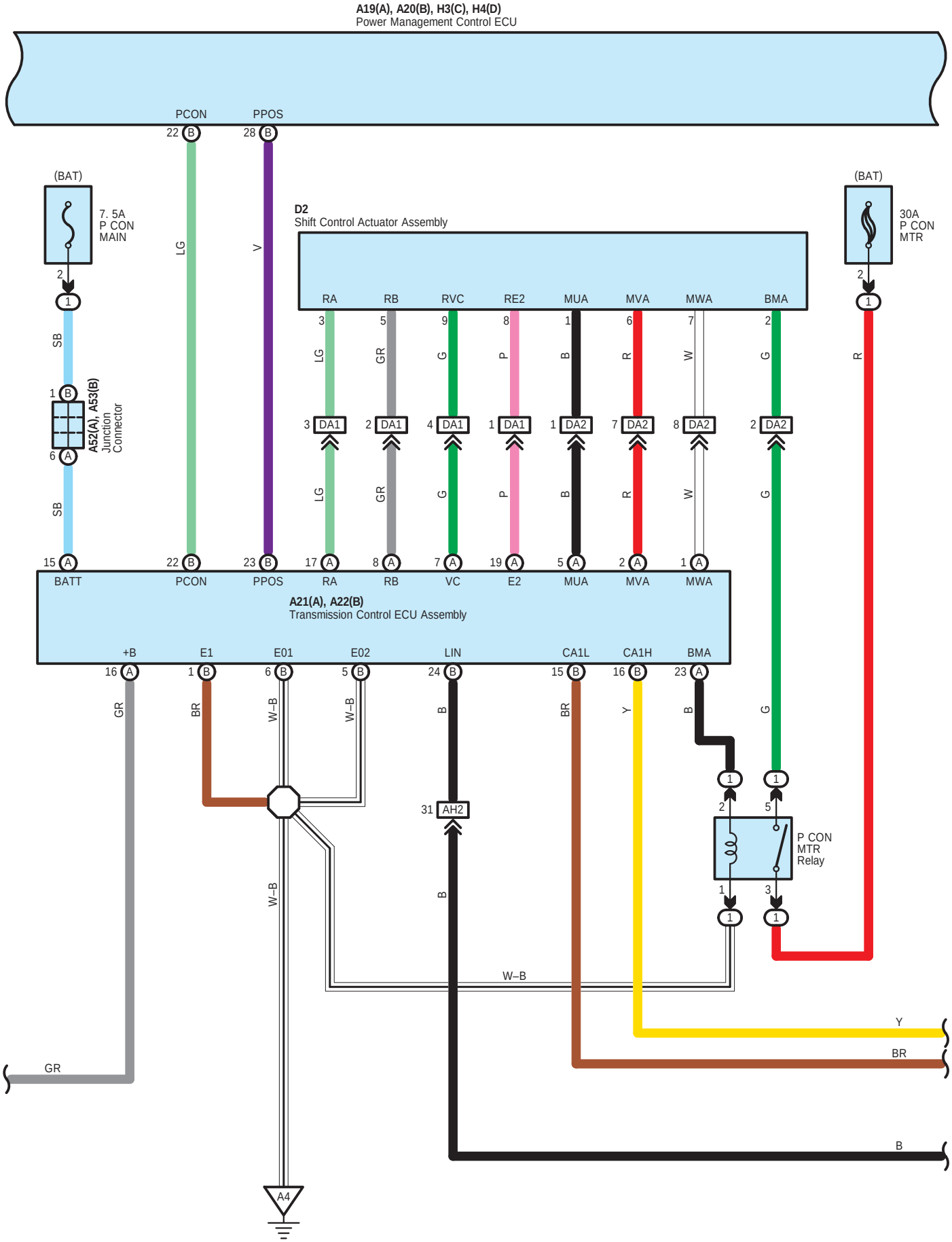
A19(A), A20(B), H3(C), H4(D)
Power Management Control ECU
PCON
PPOS
(BAT)
7. 5A
P CON
MAIN
D2
Shift Control Actuator Assembly
RA
RB
RVC
RE2
MUA
MVA
MWA
BMA
(BAT)
30A
P CON
MTR
A52(A), A53(B)
Junction
Connector
DA1
DA2
BATT
PCON
PPOS
RA
RB
VC
E2
MUA
MVA
MWA
A21(A), A22(B)
Transmission Control ECU Assembly
+B
E1
E01
E02
LIN
CA1L
CA1H
BMA
AH2
P CON
MTR
Relay
A4
GR
BR
W–B
B
Y

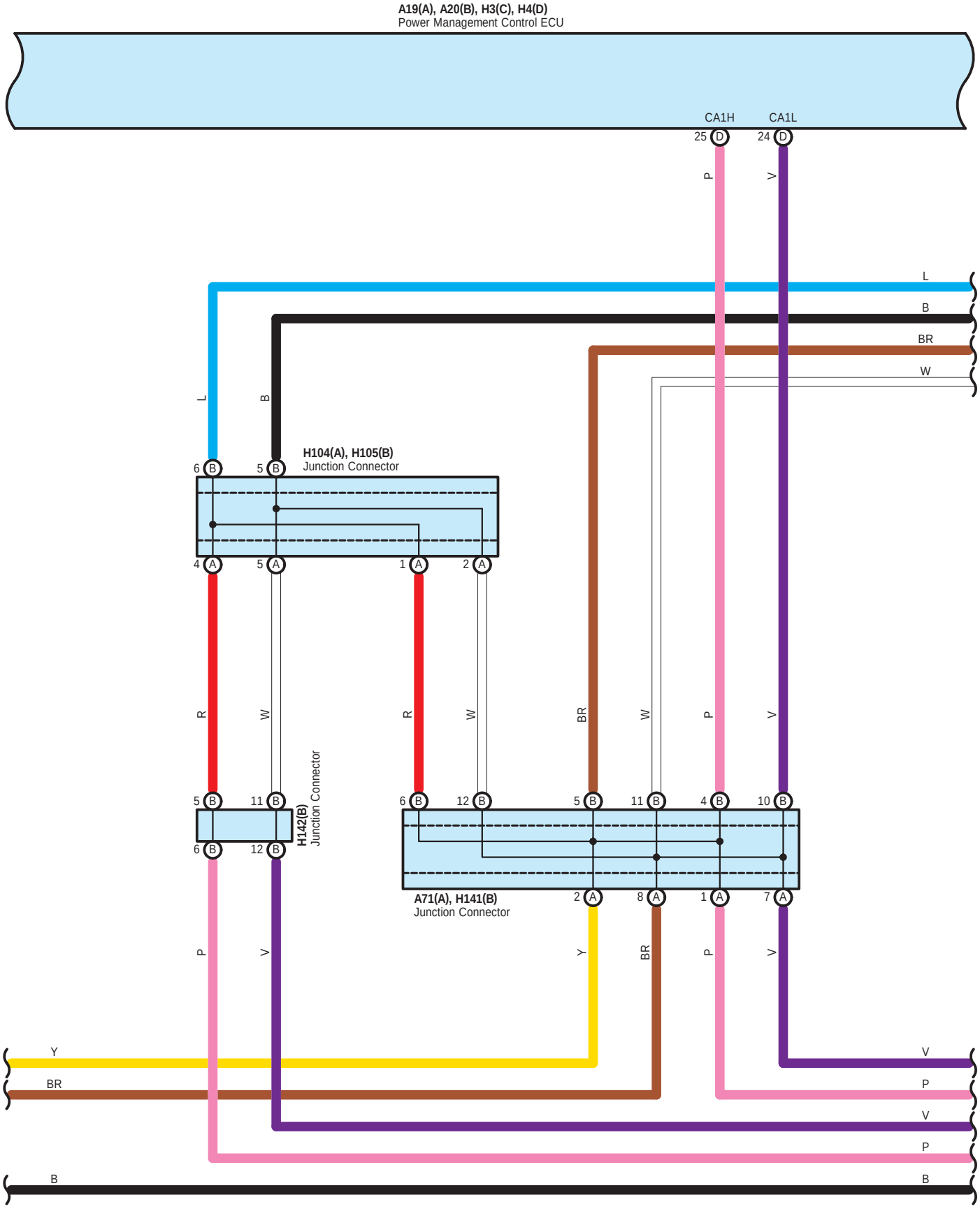
A19(A), A20(B), H3(C), H4(D)
Power Management Control ECU
CA1H
CA1L
25 D
24 D
P
V
L
B
BR
W
H104(A), H105(B)
Junction Connector
6 B
5 B
4 A
5 A
1 A
2 A
R
W
R
W
BR
W
P
V
5 B
11 B
6 B
12 B
H142(B)
Junction Connector
6 B
12 B
5 B
11 B
4 B
10 B
A71(A), H141(B)
Junction Connector
2 A
8 A
1 A
7 A
P
V
Y
BR
P
V
Y
BR
V
P
V
P
B
B

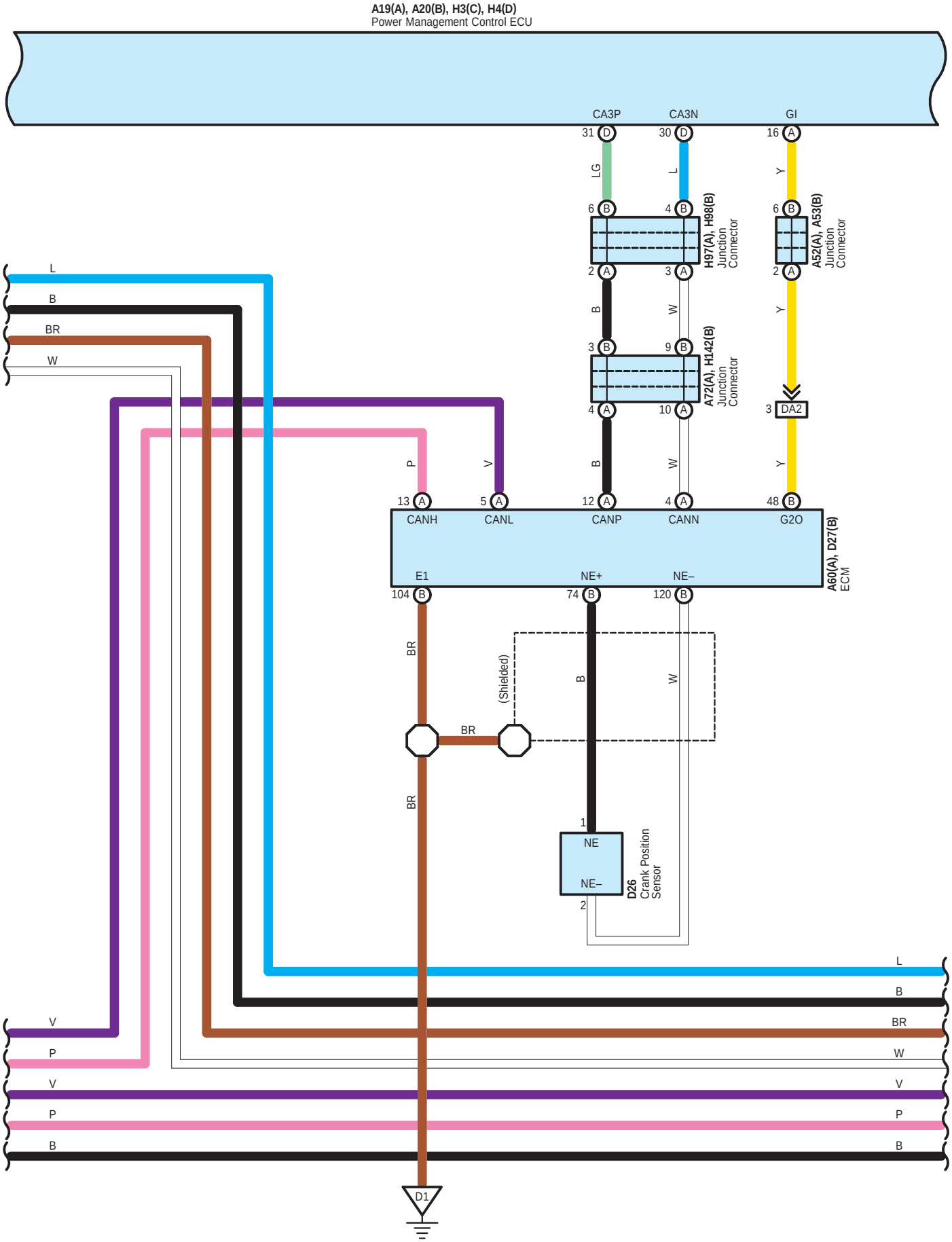
A19(A), A20(B), H3(C), H4(D)
Power Management Control ECU
CA3P
CA3N
GI
31 D
30 D
16 A
LG
L
Y
6 B
4 B
6 B
H97(A), H98(B)
Junction
Connector
A52(A), A53(B)
Junction
Connector
2 A
3 A
2 A
B
W
Y
3 B
9 B
A72(A), H142(B)
Junction
Connector
4 A
10 A
3 DA2
P
V
B
W
Y
13 A
5 A
12 A
4 A
48 B
CANH
CANL
CANP
CANN
G2O
A60(A), D27(B)
ECM
E1
NE+
NE–
104 B
74 B
120 B
BR
(Shielded)
B
W
BR
BR
1
NE
NE–
2
D26
Crank Position
Sensor
L
B
BR
W
V
P
V
P
B
L
B
BR
W
V
P
B
D1

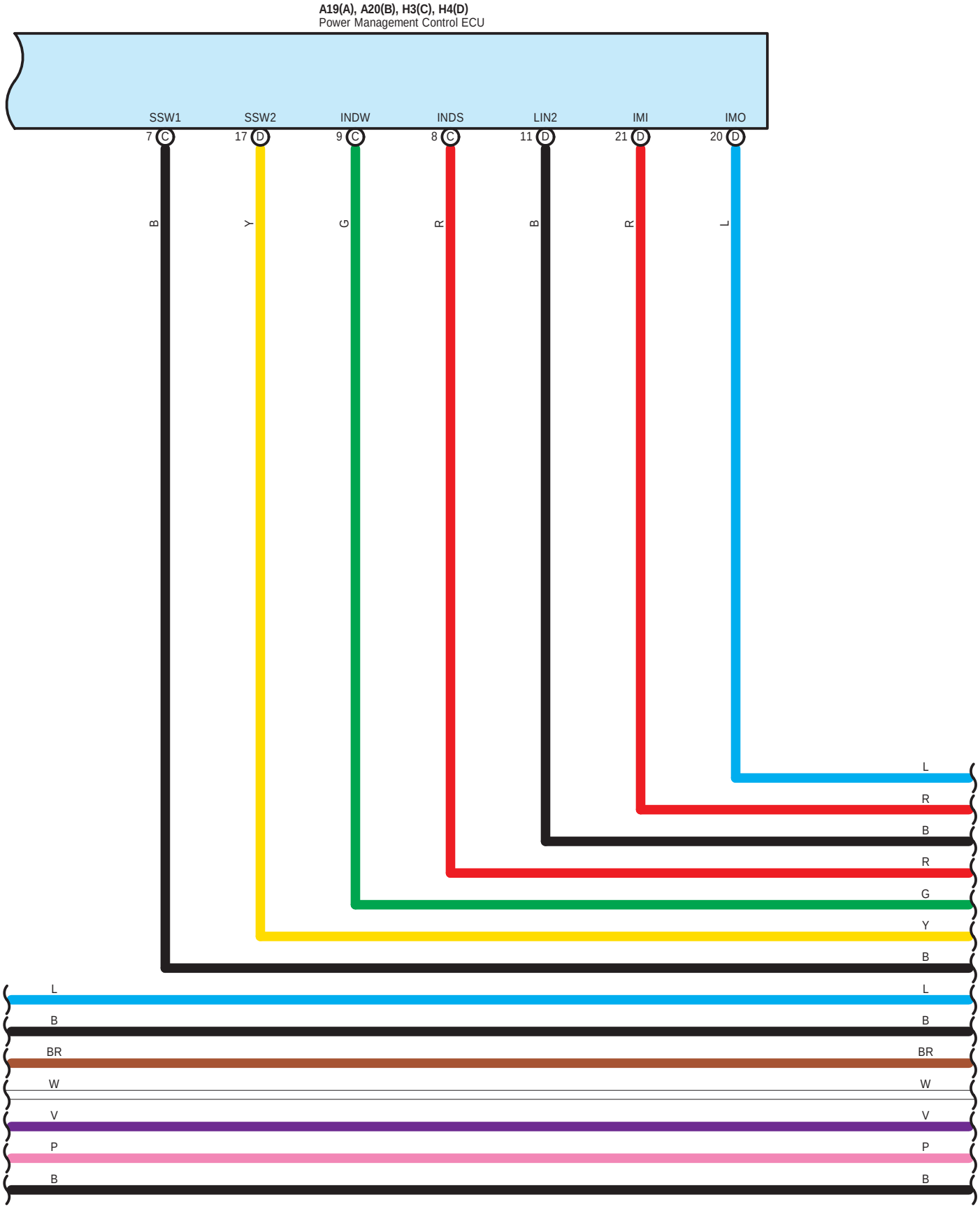
A19(A), A20(B), H3(C), H4(D)
Power Management Control ECU
SSW1
SSW2
INDW
INDS
LIN2
IMI
IMO
7 C
17 D
9 C
8 C
11 D
21 D
20 D
B
Y
G
R
B
R
L
L
R
B
R
G
Y
B
L
B
BR
W
V
P
B
L
B
BR
W
V
P
B

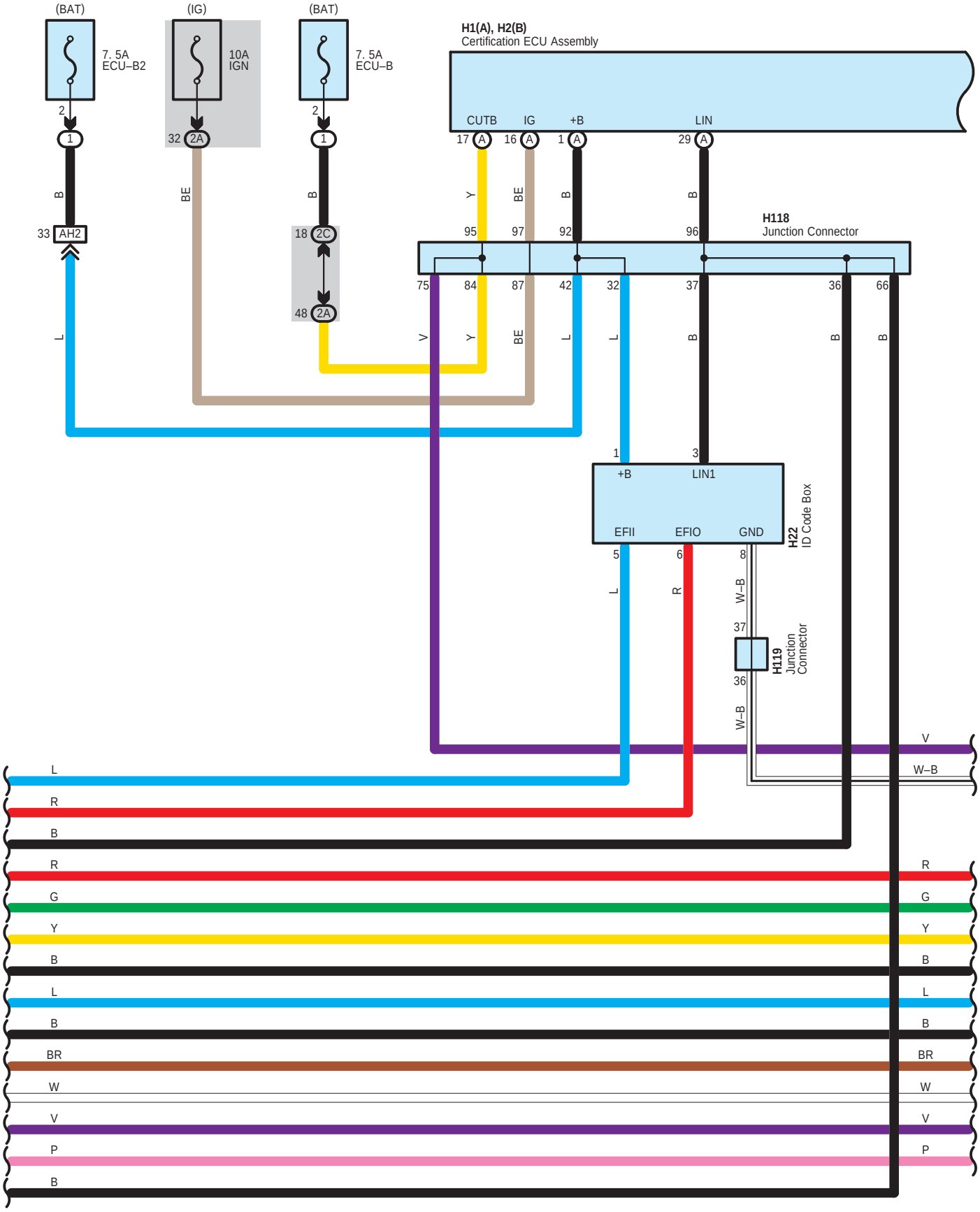
(BAT)
7. 5A
ECU–B2
(IG)
10A
IGN
(BAT)
7. 5A
ECU–B
H1(A), H2(B)
Certification ECU Assembly
CUTB
IG
+B
LIN
17 A
16 A
1 A
29 A
2
1
32 2A
33 AH2
18 2C
48 2A
B
BE
Y
L
V
95
97
92
96
H118
Junction Connector
75
84
87
42
32
37
36
66
1
3
+B
LIN1
EFII
EFIO
GND
H22
ID Code Box
5
6
8
W–B
37
36
H119
Junction
Connector
R
G
P
BR
W

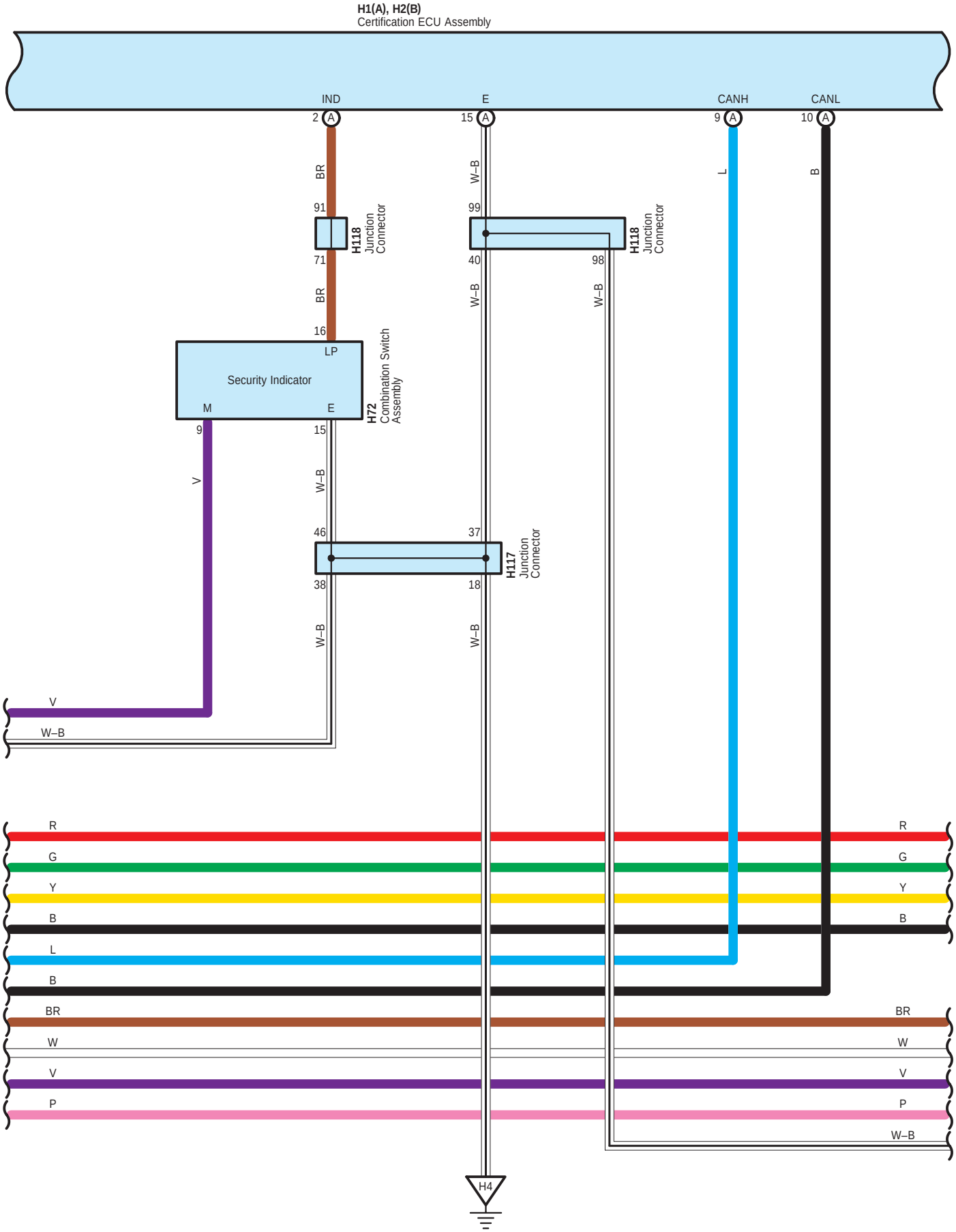
H1(A), H2(B)
Certification ECU Assembly
IND
E
CANH
CANL
2
15
9
10
BR
W–B
L
B
91
99
H118
Junction
Connector
71
40
98
BR
W–B
W–B
16
LP
Security Indicator
M
E
H72
Combination Switch
Assembly
9
15
V
W–B
46
37
H117
Junction
Connector
38
18
W–B
W–B
V
W–B
R
G
Y
B
L
B
BR
W
V
P
R
G
Y
B
BR
W
V
P
W–B
H4

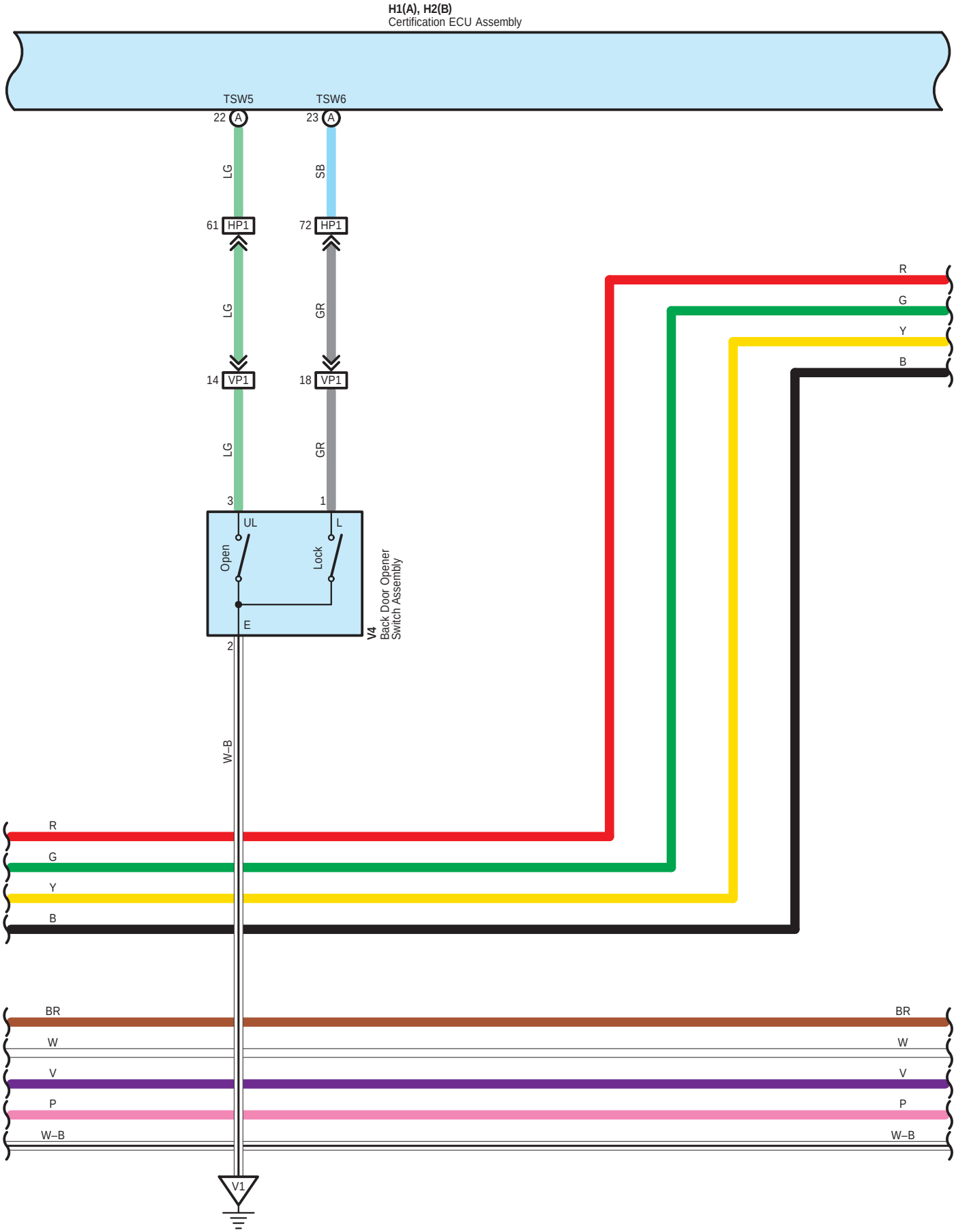
H1(A), H2(B)
Certification ECU Assembly
TSW5
TSW6
22 A
23 A
LG
SB
61 HP1
72 HP1
LG
GR
14 VP1
18 VP1
LG
GR
3
1
UL
L
Open
Lock
E
2
V4
Back Door Opener
Switch Assembly
W–B
R
G
Y
B
R
G
Y
B
BR
W
V
P
W–B
BR
W
V
P
W–B
V1

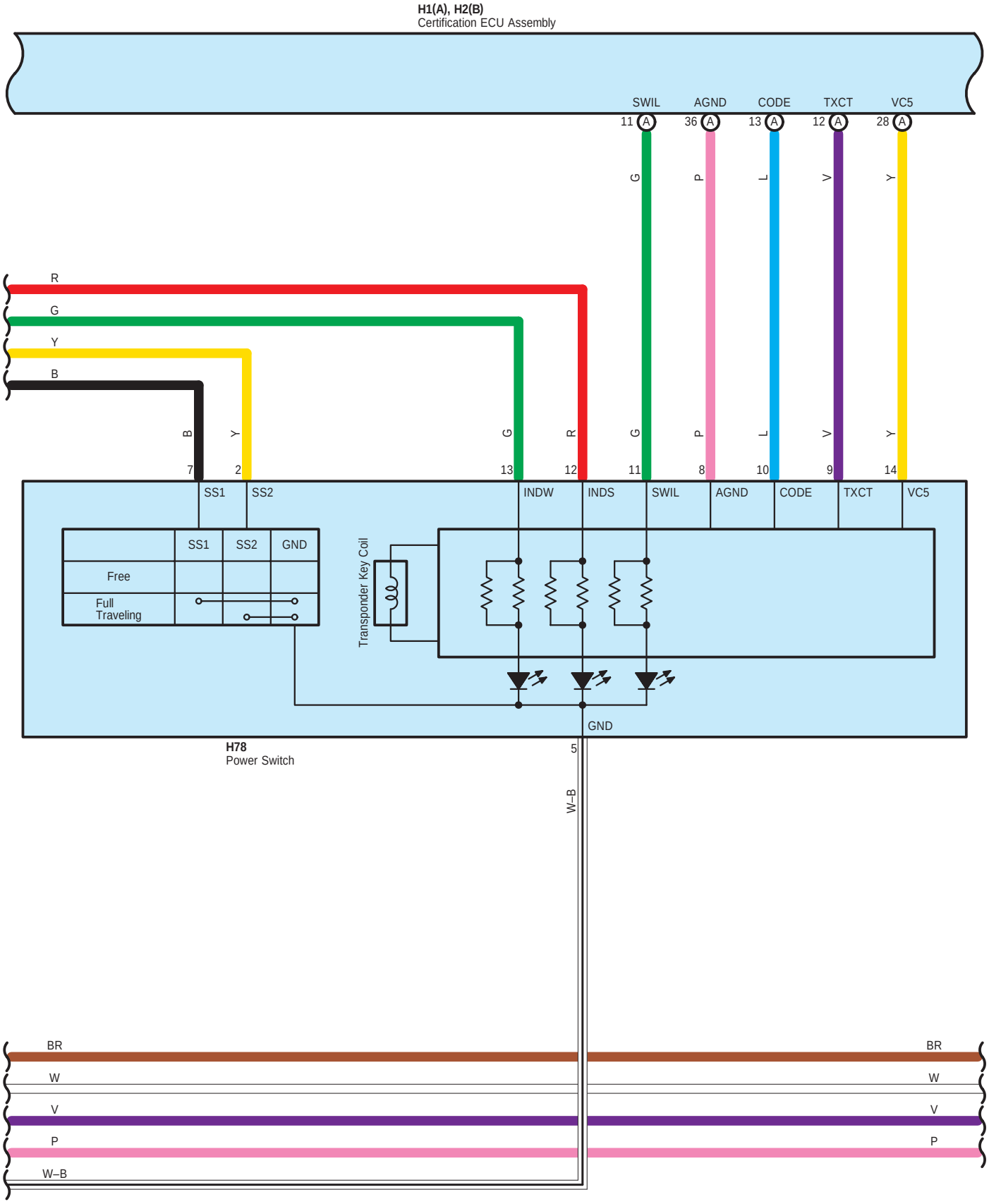
H1(A), H2(B)
Certification ECU Assembly
SWIL
AGND
CODE
TXCT
VC5
11 A
36 A
13 A
12 A
28 A
G
P
L
V
Y
R
G
Y
B
B
Y
G
R
G
P
L
V
Y
7
2
13
12
11
8
10
9
14
SS1
SS2
INDW
INDS
SWIL
AGND
CODE
TXCT
VC5
SS1
SS2
GND
Free
Full Traveling
Transponder Key Coil
GND
H78
Power Switch
5
W–B
BR
W
V
P
W–B
BR
W
V
P

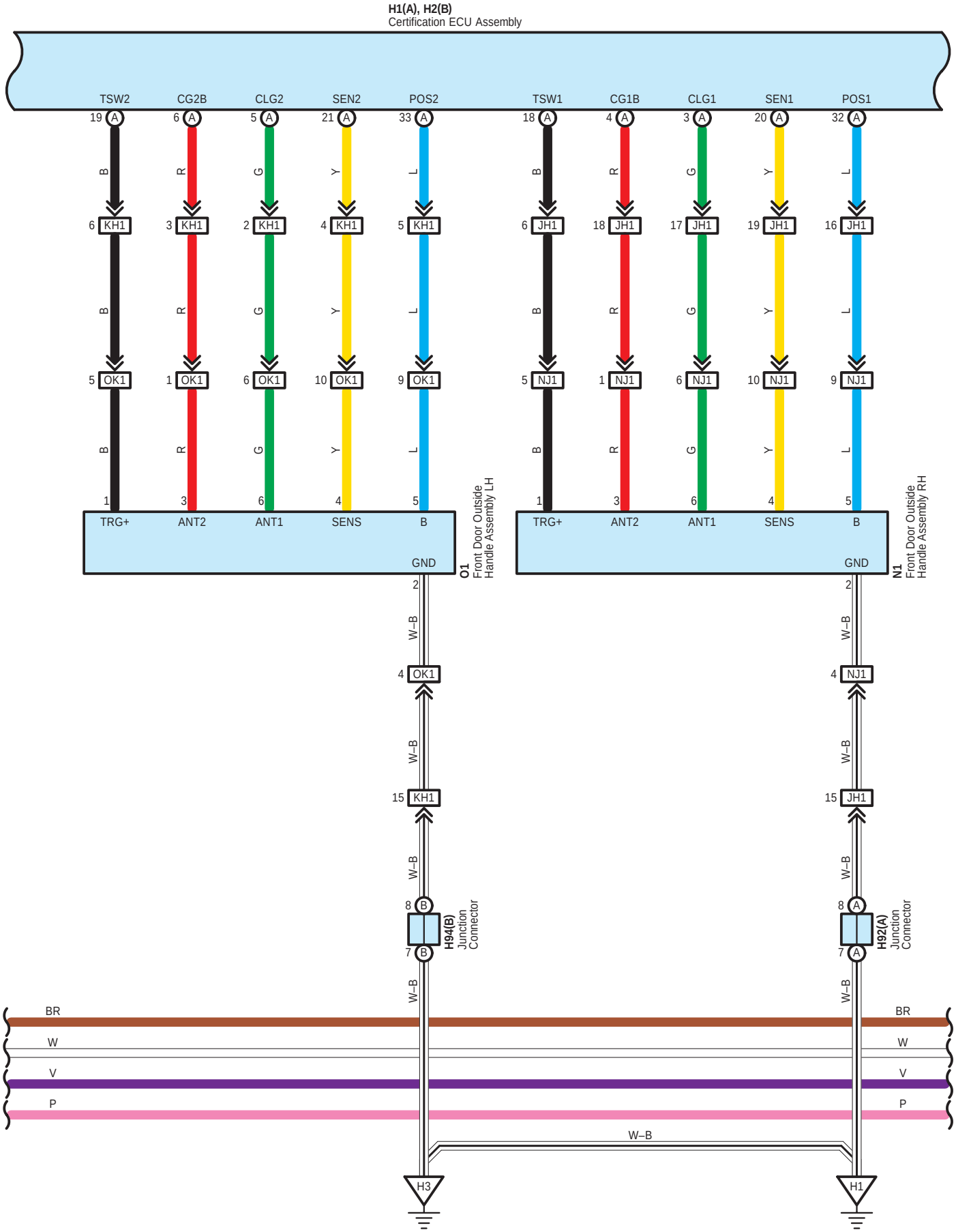
H1(A), H2(B)
Certification ECU Assembly
TSW2
CG2B
CLG2
SEN2
POS2
TSW1
CG1B
CLG1
SEN1
POS1
TRG+
ANT2
ANT1
SENS
B
GND
O1
Front Door Outside Handle Assembly LH
N1
Front Door Outside Handle Assembly RH
KH1
JH1
OK1
NJ1
W–B
H94(B)
Junction Connector
H92(A)
Junction Connector
BR
W
V
P
H3
H1

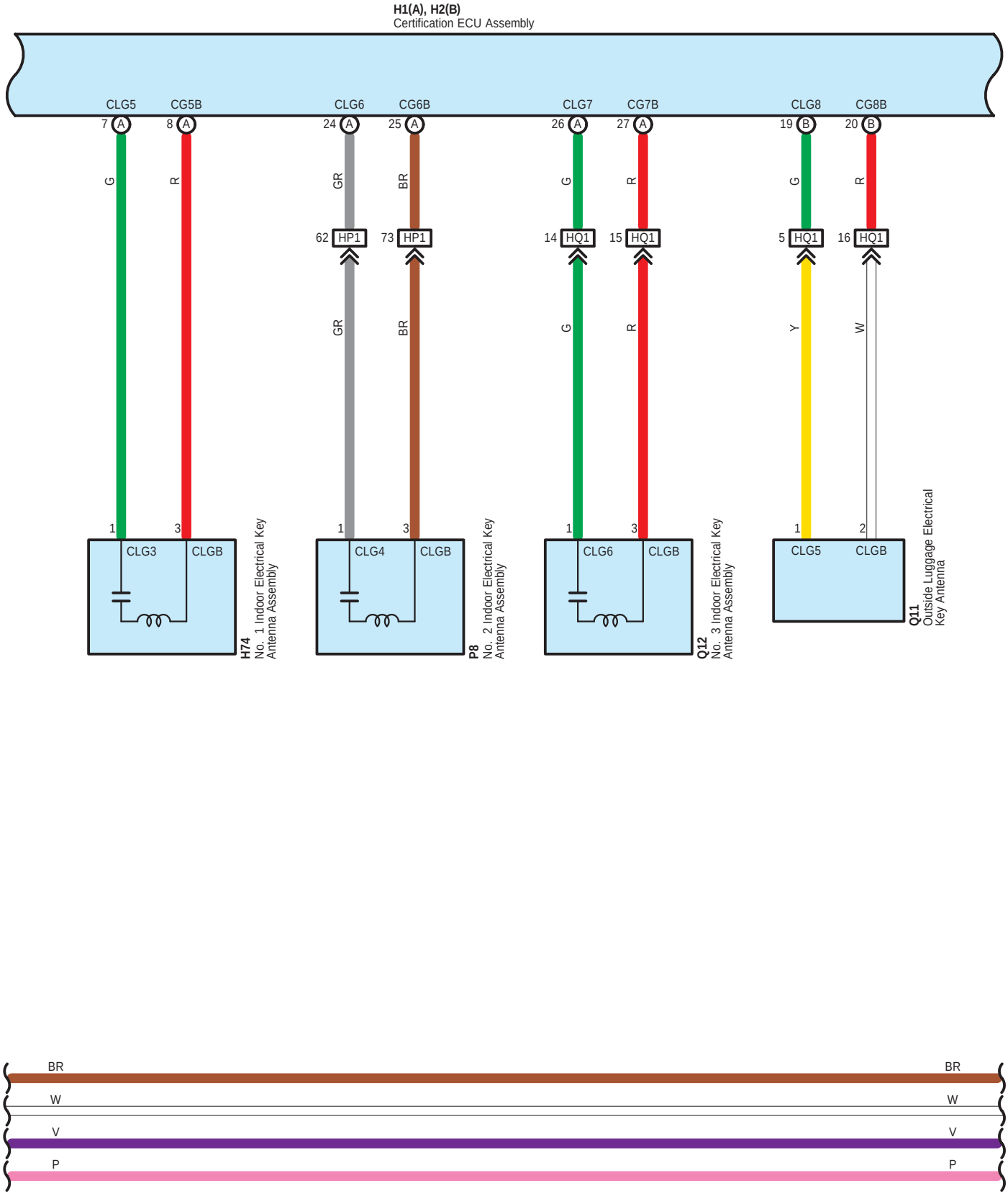
H1(A), H2(B)
Certification ECU Assembly
CLG5
CG5B
CLG6
CG6B
CLG7
CG7B
CLG8
CG8B
7 A
8 A
24 A
25 A
26 A
27 A
19 B
20 B
G
R
GR
BR
G
R
G
R
62 HP1
73 HP1
14 HQ1
15 HQ1
5 HQ1
16 HQ1
GR
BR
G
R
Y
W
1
3
1
3
1
3
1
2
CLG3
CLGB
CLG4
CLGB
CLG6
CLGB
CLG5
CLGB
H74
No. 1 Indoor Electrical Key Antenna Assembly
P8
No. 2 Indoor Electrical Key Antenna Assembly
Q12
No. 3 Indoor Electrical Key Antenna Assembly
Q11
Outside Luggage Electrical Key Antenna
BR
W
V
P
BR
W
V
P

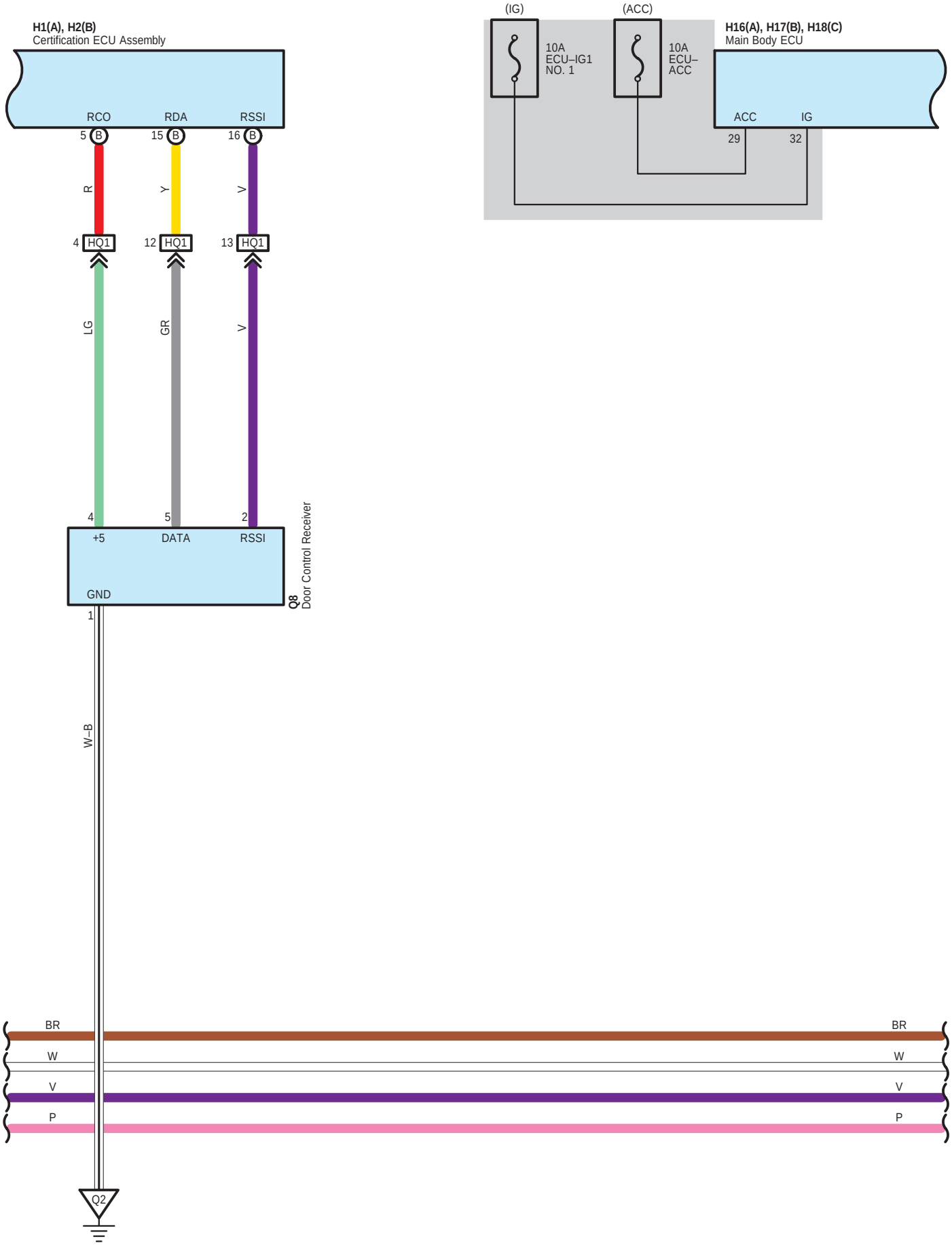
H1(A), H2(B)
Certification ECU Assembly
RCO
RDA
RSSI
5 B
15 B
16 B
R
Y
V
4 HQ1
12 HQ1
13 HQ1
LG
GR
V
4
5
2
+5
DATA
RSSI
GND
1
Q8
Door Control Receiver
W–B
(IG)
(ACC)
10A
ECU–IG1
NO. 1
10A
ECU–
ACC
H16(A), H17(B), H18(C)
Main Body ECU
ACC
IG
29
32
BR
W
V
P
BR
W
V
P
Q2

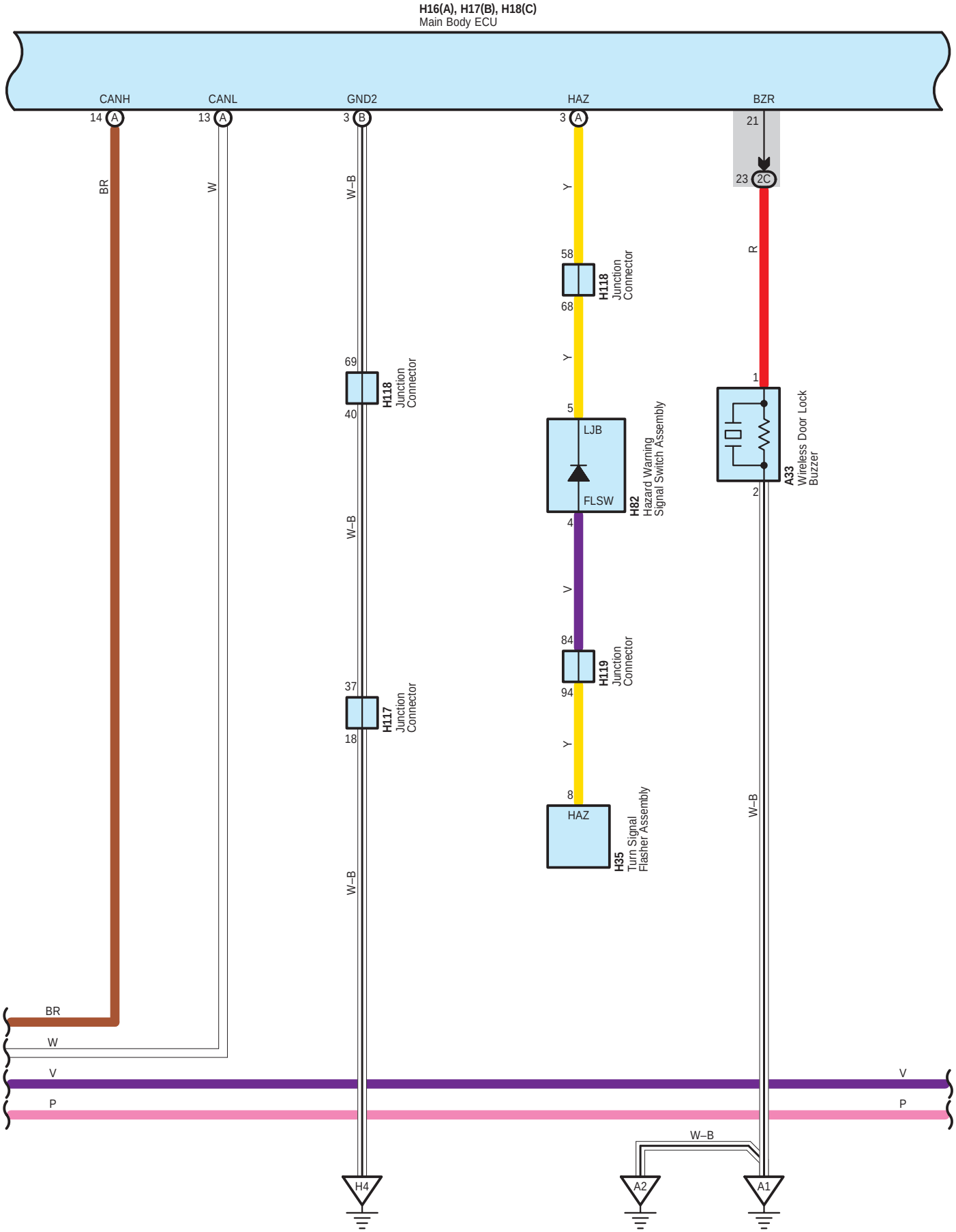
H16(A), H17(B), H18(C)
Main Body ECU
CANH
CANL
GND2
HAZ
BZR
14 A
13 A
3 B
3 A
21
23 2C
BR
W
W–B
Y
R
58
68
H118
Junction
Connector
69
40
H118
Junction
Connector
5
LJB
FLSW
4
H82
Hazard Warning
Signal Switch Assembly
1
2
A33
Wireless Door Lock
Buzzer
V
84
94
H119
Junction
Connector
37
18
H117
Junction
Connector
8
HAZ
H35
Turn Signal
Flasher Assembly
W–B
BR
W
V
P
V
P
W–B
H4
A2
A1

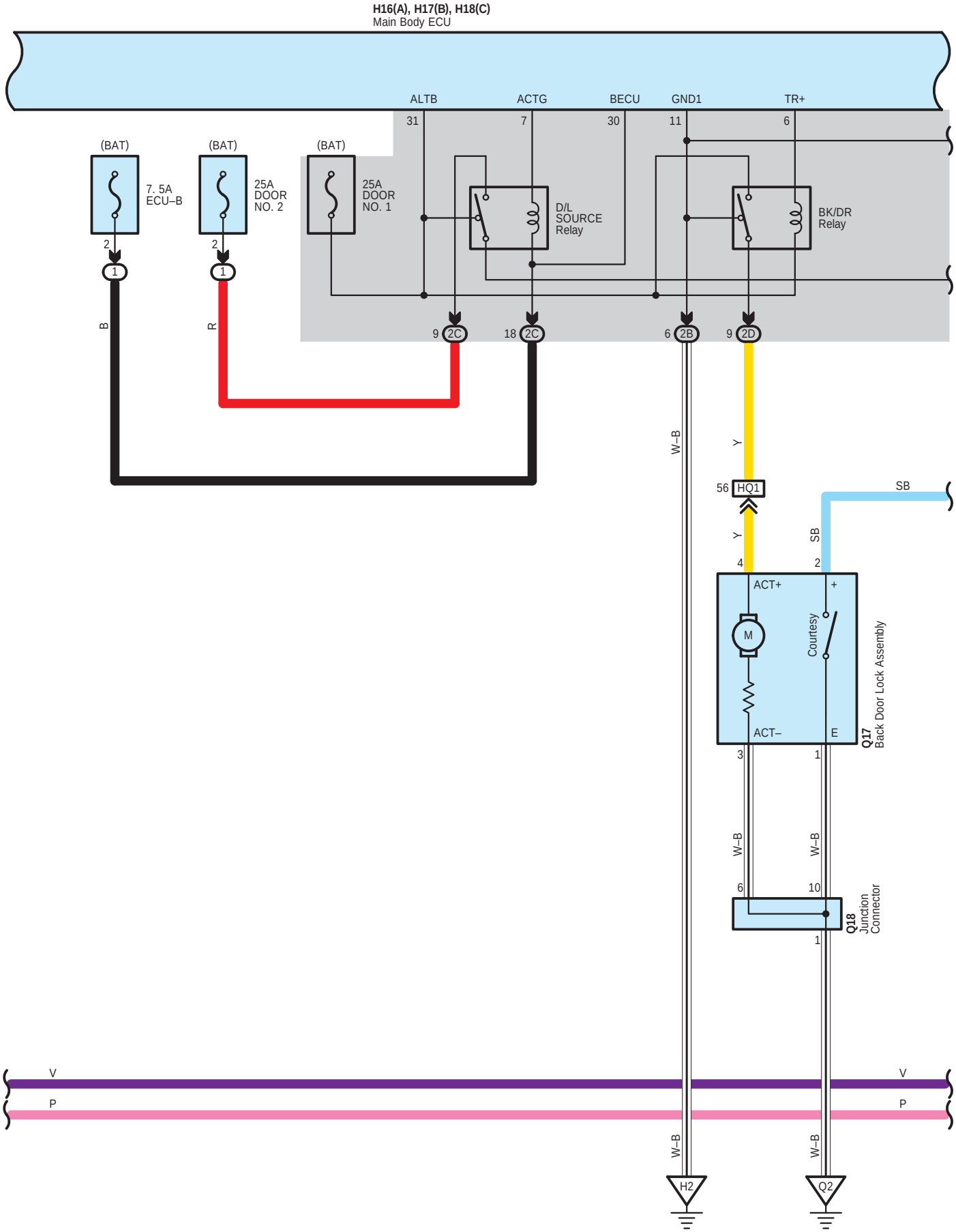
H16(A), H17(B), H18(C)
Main Body ECU
ALTB
ACTG
BECU
GND1
TR+
31
7
30
11
6
(BAT)
7. 5A
ECU–B
25A
DOOR
NO. 2
25A
DOOR
NO. 1
D/L
SOURCE
Relay
BK/DR
Relay
2
1
B
R
9 2C
18 2C
6 2B
9 2D
W–B
Y
56 HQ1
SB
4
2
ACT+
+
M
Courtesy
ACT–
E
Q17
Back Door Lock Assembly
3
1
6
10
Q18
Junction
Connector
V
P
H2
Q2

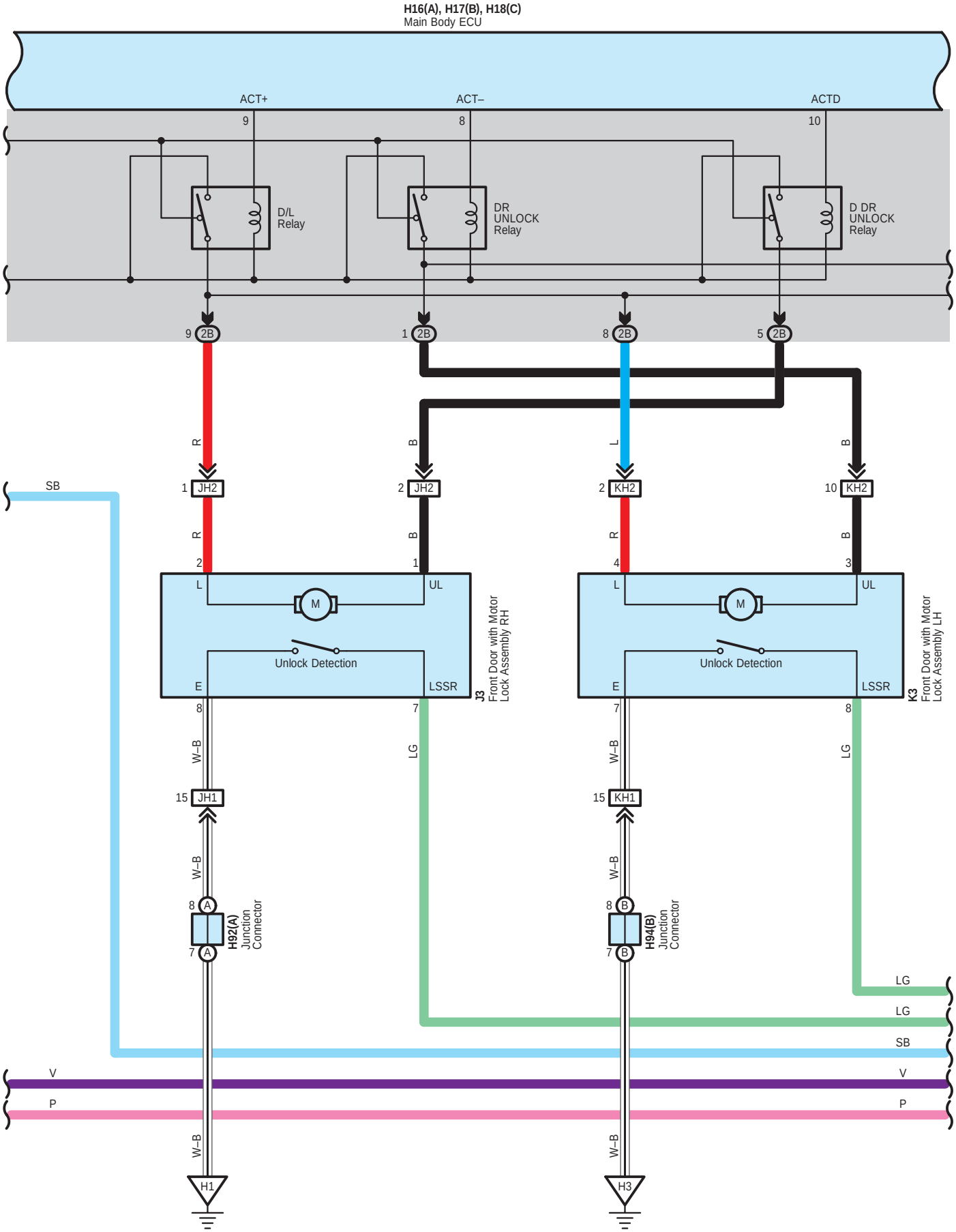
H16(A), H17(B), H18(C)
Main Body ECU
ACT+
ACT–
ACTD
9
8
10
D/L Relay
DR UNLOCK Relay
D DR UNLOCK Relay
9 2B
1 2B
8 2B
5 2B
R
B
L
B
SB
1 JH2
2 JH2
2 KH2
10 KH2
R
B
R
B
2
1
4
3
L
UL
M
Unlock Detection
E
LSSR
J3 Front Door with Motor Lock Assembly RH
K3 Front Door with Motor Lock Assembly LH
8
7
7
8
W–B
LG
W–B
LG
15 JH1
15 KH1
W–B
W–B
8 A
7 A
H92(A) Junction Connector
8 B
7 B
H94(B) Junction Connector
LG
LG
SB
V
V
P
P
W–B
W–B
H1
H3

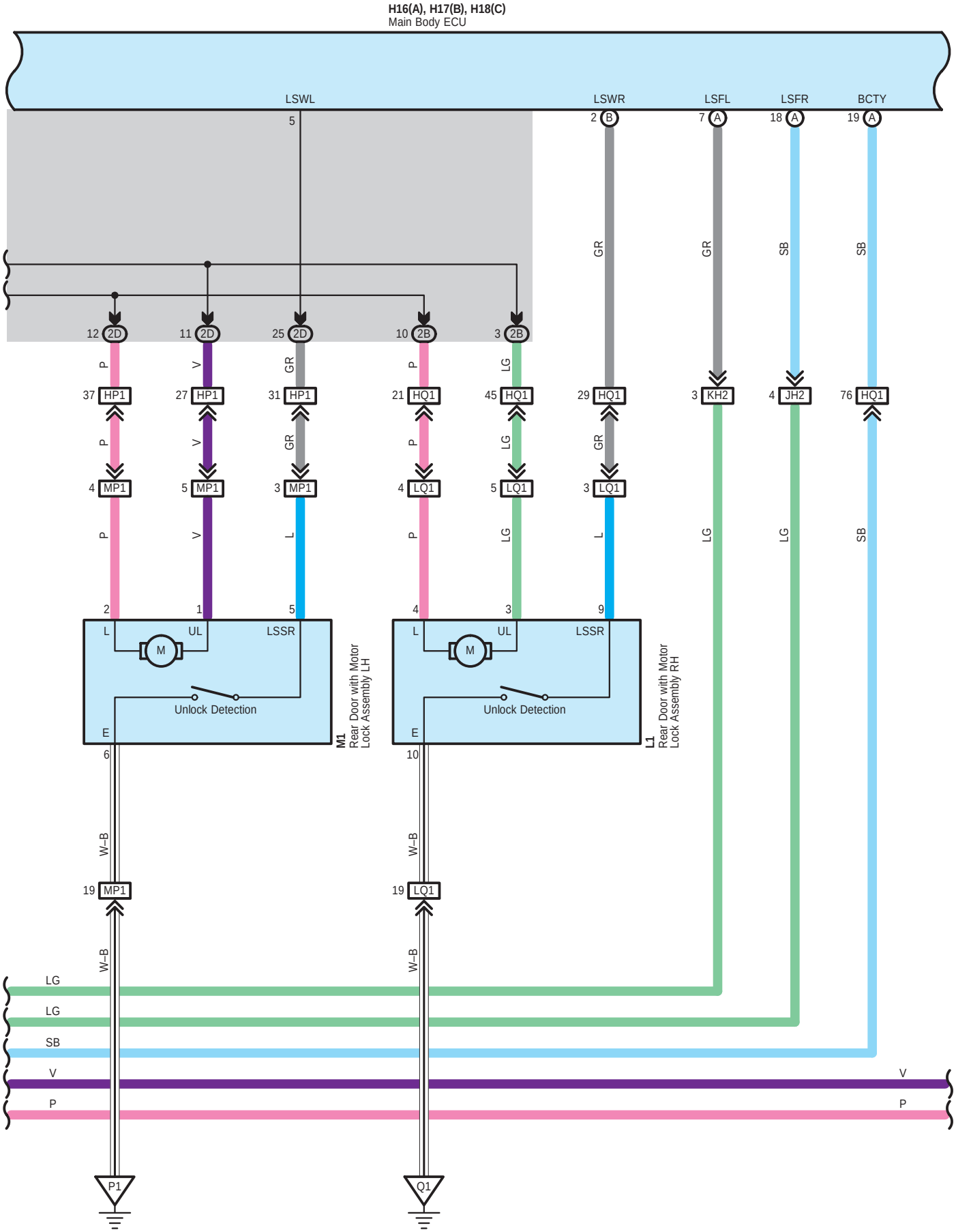
H16(A), H17(B), H18(C)
Main Body ECU
LSWL
LSWR
LSFL
LSFR
BCTY
5
2 B
7 A
18 A
19 A
GR
GR
SB
SB
12 2D
11 2D
25 2D
10 2B
3 2B
P
V
GR
P
LG
37 HP1
27 HP1
31 HP1
21 HQ1
45 HQ1
29 HQ1
3 KH2
4 JH2
76 HQ1
P
V
GR
P
LG
GR
4 MP1
5 MP1
3 MP1
4 LQ1
5 LQ1
3 LQ1
P
V
L
P
LG
L
LG
LG
SB
2
1
5
4
3
9
L
UL
LSSR
M
Unlock Detection
E
M1
Rear Door with Motor Lock Assembly LH
L
UL
LSSR
M
Unlock Detection
E
L1
Rear Door with Motor Lock Assembly RH
6
10
W–B
W–B
19 MP1
19 LQ1
W–B
W–B
LG
LG
SB
V
V
P
P
P1
Q1

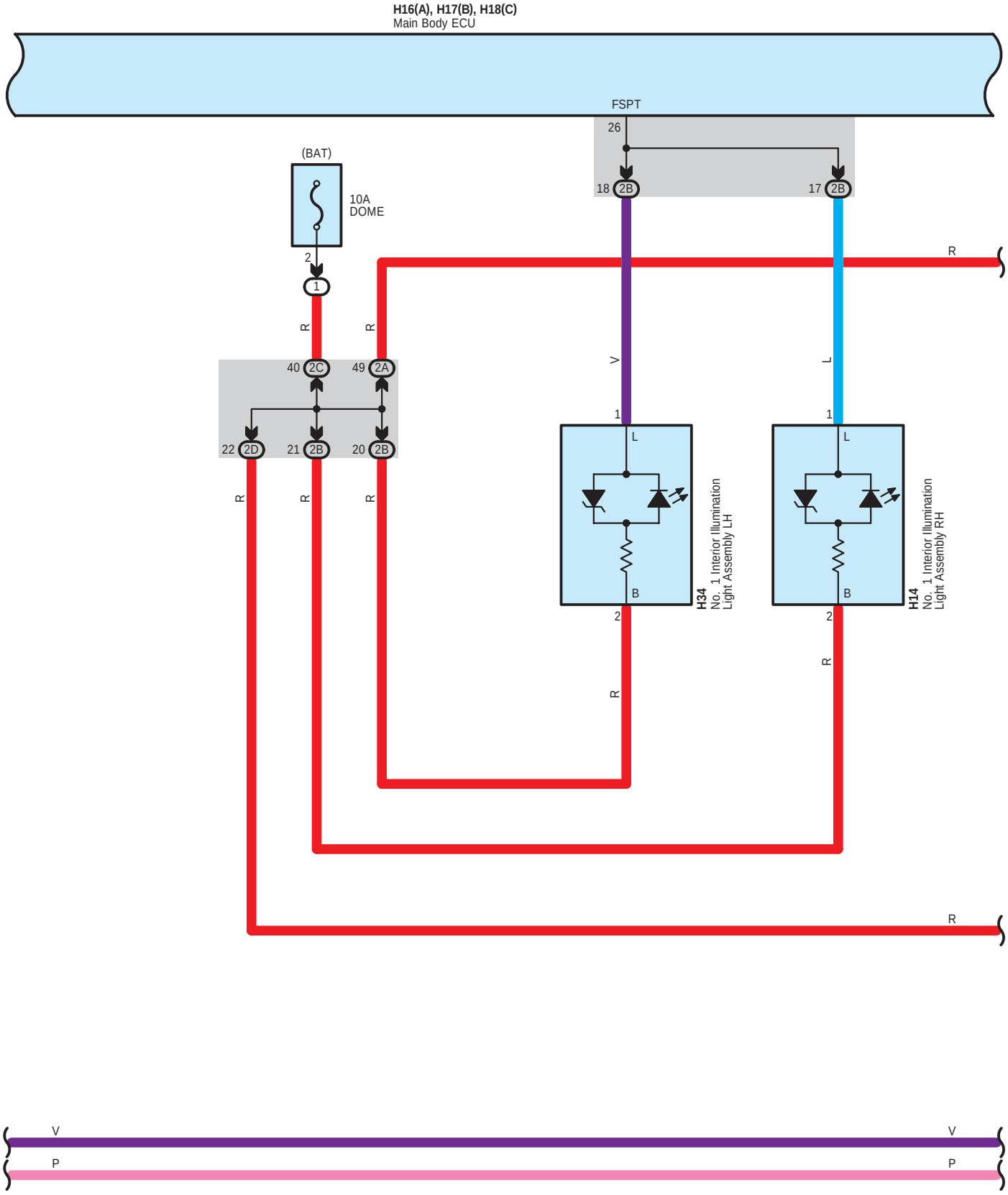
H16(A), H17(B), H18(C)
Main Body ECU
FSPT
26
18 2B
17 2B
(BAT)
10A
DOME
2
1
R
R
R
40 2C
49 2A
22 2D
21 2B
20 2B
R
R
R
V
L
1
L
B
2
H34
No. 1 Interior Illumination
Light Assembly LH
1
L
B
2
H14
No. 1 Interior Illumination
Light Assembly RH
R
R
R
V
P
V
P

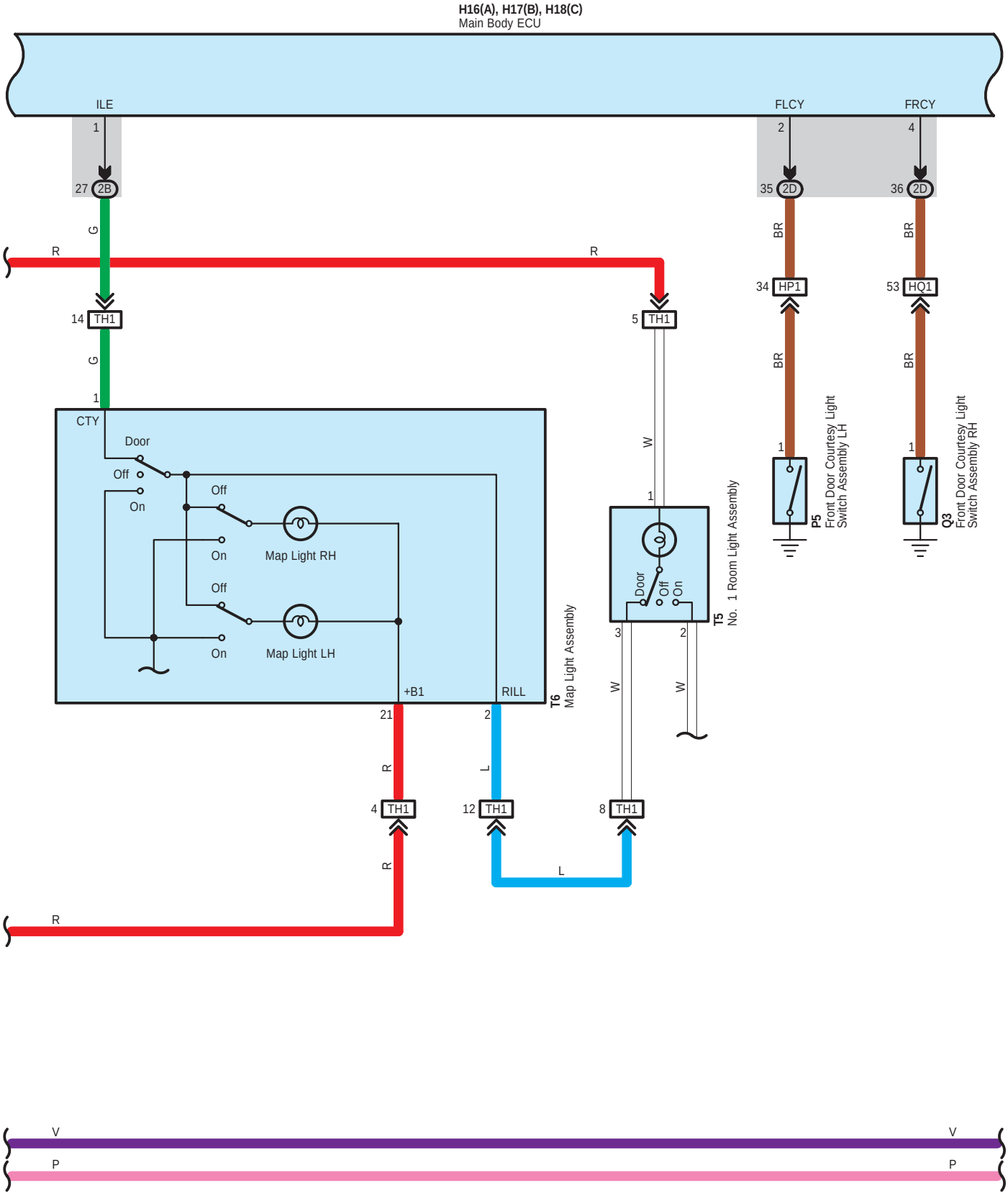
H16(A), H17(B), H18(C)
Main Body ECU
ILE
FLCY
FRCY
1
27 2B
2
35 2D
4
36 2D
G
R
R
BR
BR
34 HP1
53 HQ1
14 TH1
5 TH1
G
BR
BR
1
CTY
Door
Off
On
Off
On
Map Light RH
Off
On
Map Light LH
W
1
Door
Off
On
3
2
T5
No. 1 Room Light Assembly
1
P5
Front Door Courtesy Light Switch Assembly LH
1
Q3
Front Door Courtesy Light Switch Assembly RH
+B1
RILL
T6
Map Light Assembly
W
W
21
2
R
L
4 TH1
12 TH1
8 TH1
R
L
R
V
V
P
P

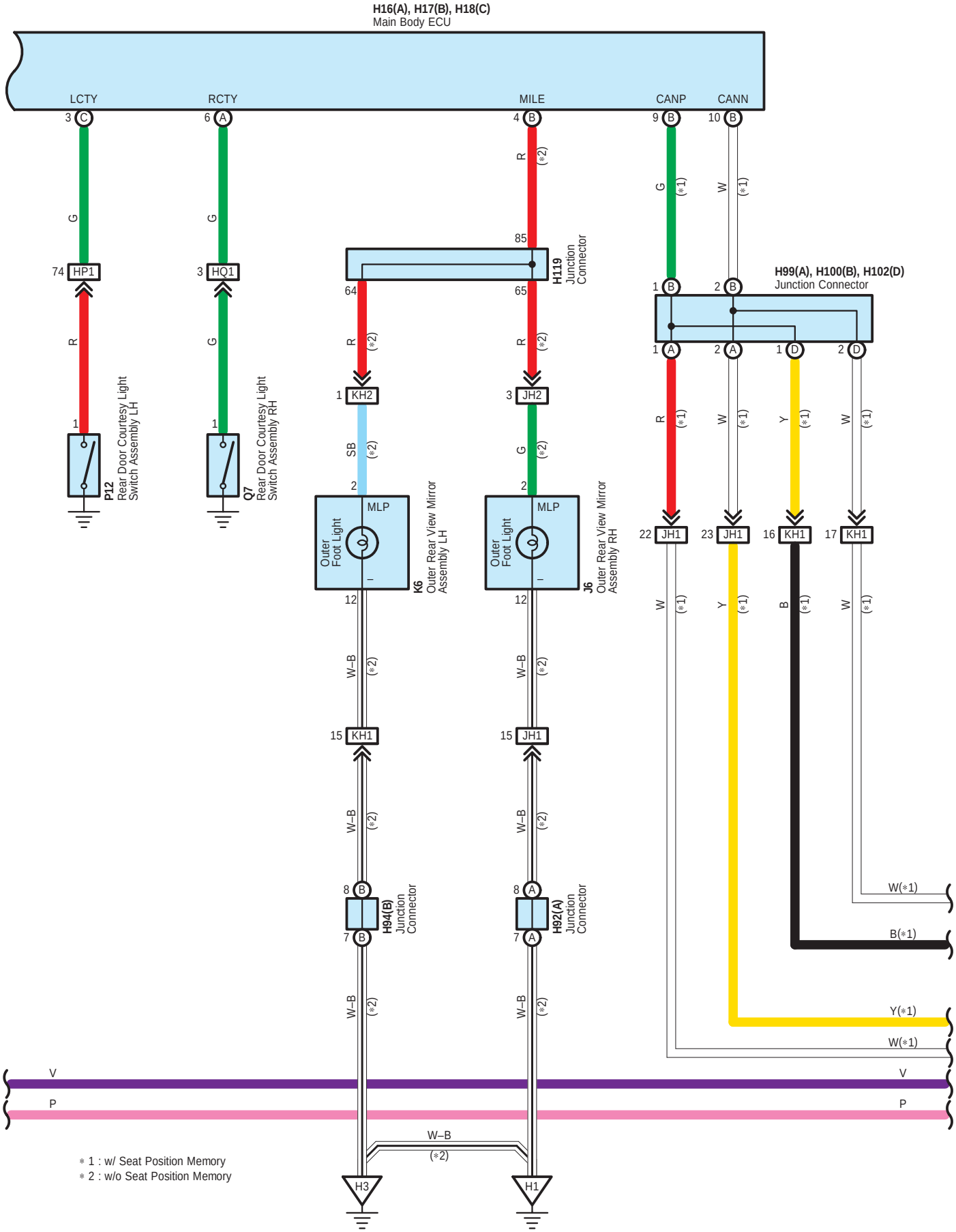
H16(A), H17(B), H18(C)
Main Body ECU
LCTY
RCTY
MILE
CANP
CANN
H119
Junction Connector
H99(A), H100(B), H102(D)
Junction Connector
P12
Rear Door Courtesy Light Switch Assembly LH
Q7
Rear Door Courtesy Light Switch Assembly RH
K6
Outer Rear View Mirror Assembly LH
J6
Outer Rear View Mirror Assembly RH
Outer Foot Light
MLP
H94(B)
Junction Connector
H92(A)
Junction Connector
H3
H1
W(∗1)
B(∗1)
Y(∗1)
W(∗1)
V
P
W–B
(∗2)
∗ 1 : w/ Seat Position Memory
∗ 2 : w/o Seat Position Memory

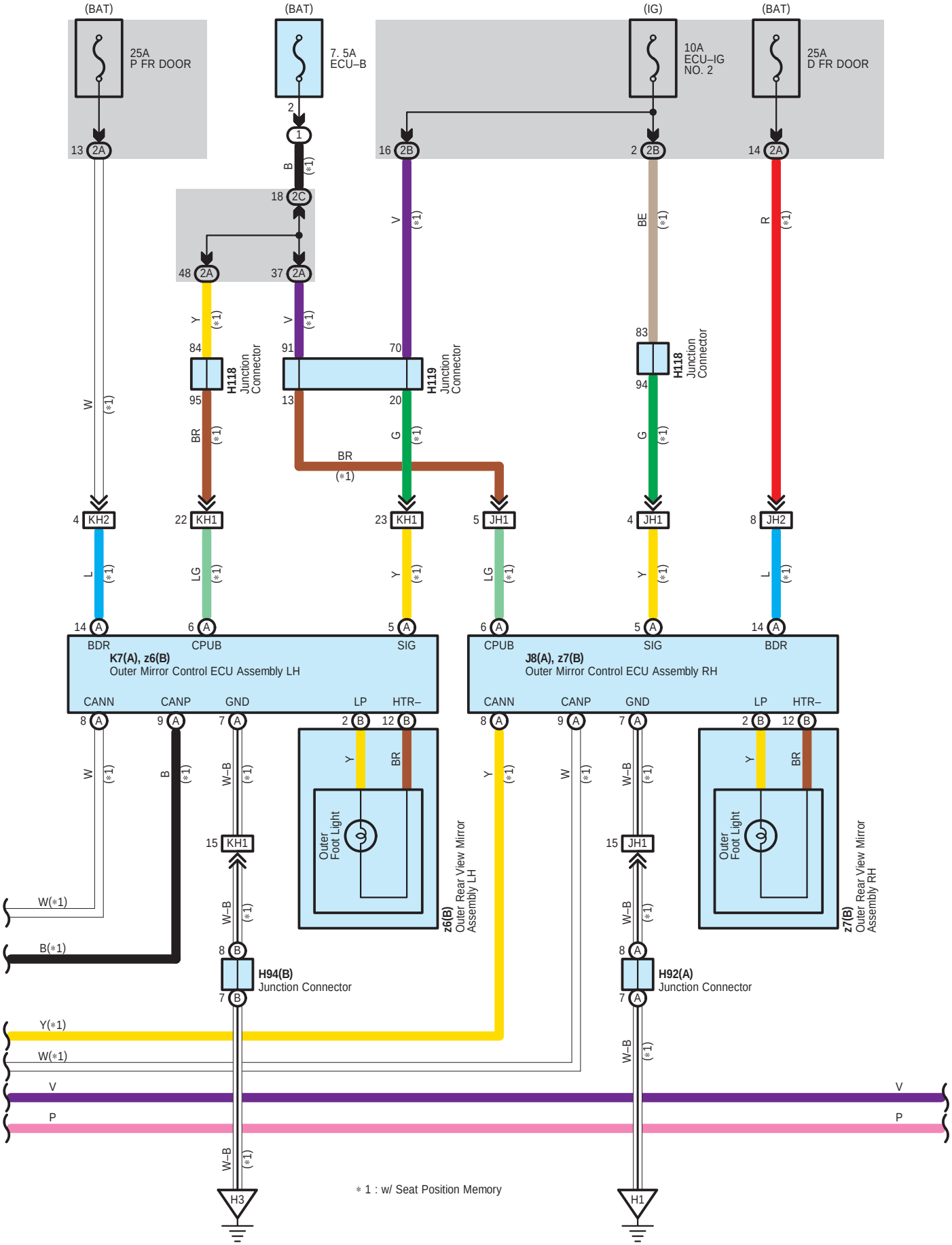
(BAT)
25A
P FR DOOR
(BAT)
7. 5A
ECU–B
(IG)
10A
ECU–IG
NO. 2
(BAT)
25A
D FR DOOR
H118
Junction
Connector
H119
Junction
Connector
H118
Junction
Connector
K7(A), z6(B)
Outer Mirror Control ECU Assembly LH
J8(A), z7(B)
Outer Mirror Control ECU Assembly RH
BDR
CPUB
SIG
CANN
CANP
GND
LP
HTR–
Outer
Foot Light
z6(B)
Outer Rear View Mirror
Assembly LH
z7(B)
Outer Rear View Mirror
Assembly RH
H94(B)
Junction Connector
H92(A)
Junction Connector
W(∗1)
B(∗1)
Y(∗1)
W(∗1)
V
P
H3
H1
∗ 1 : w/ Seat Position Memory

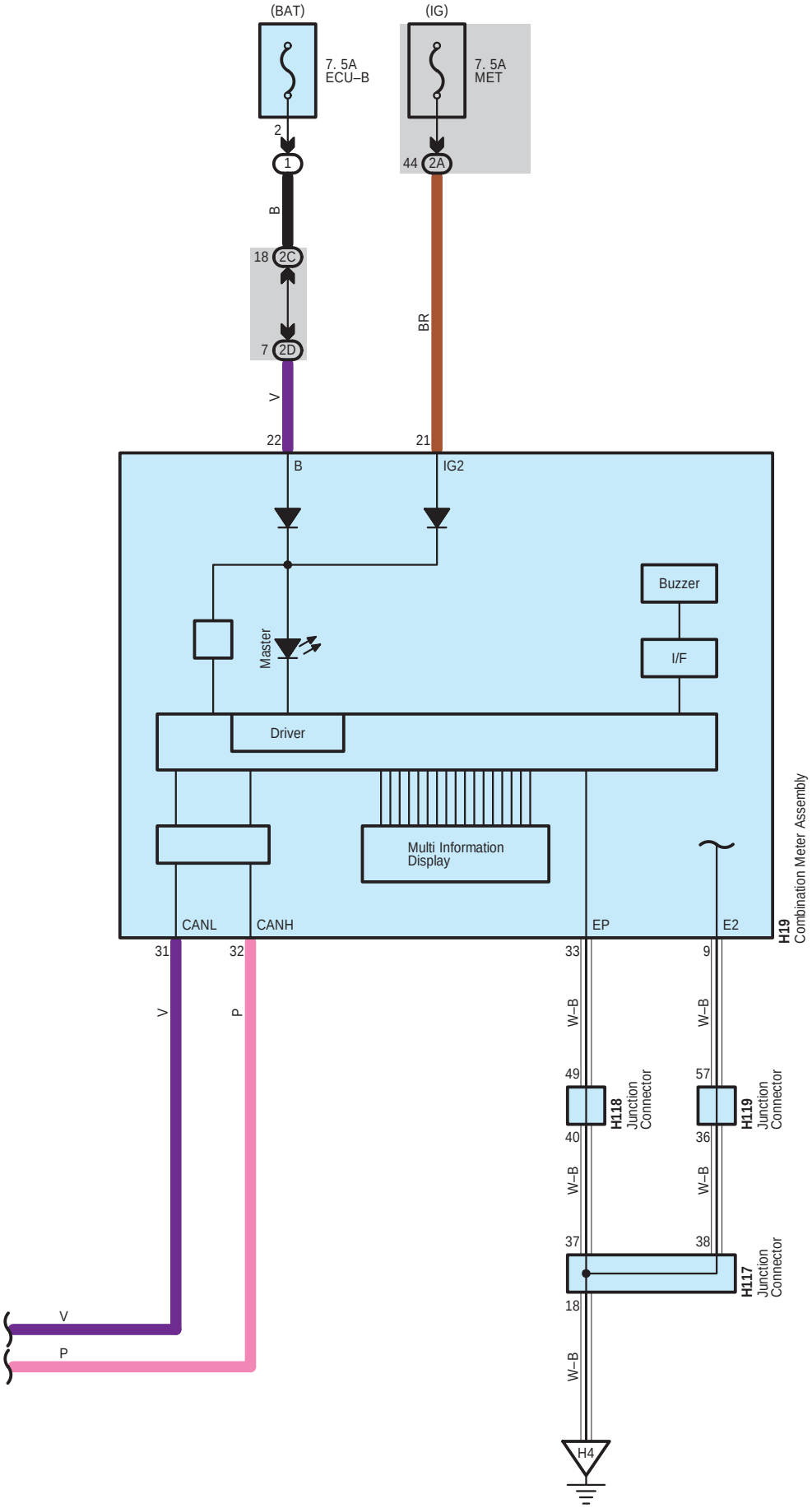
(BAT)
(IG)
7. 5A
ECU–B
7. 5A
MET
2
1
B
18
2C
7
2D
V
22
44
2A
BR
21
B
IG2
Buzzer
Master
I/F
Driver
Multi Information
Display
CANL
CANH
EP
E2
H19
Combination Meter Assembly
31
32
33
9
V
P
W–B
49
57
H118
Junction
Connector
H119
Junction
Connector
40
36
W–B
W–B
37
38
H117
Junction
Connector
18
W–B
V
P
H4

A 19
Gray

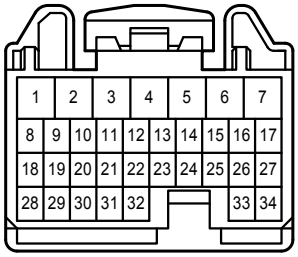

A 20
Gray

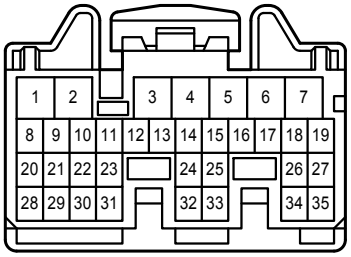

A 21
White

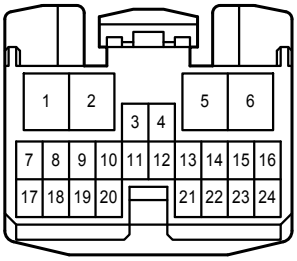

A 22
White

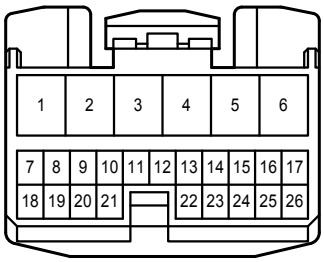

A 25
Green

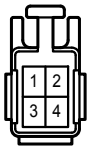

A 33
Gray

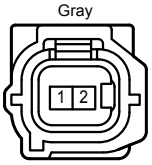

A 50
White

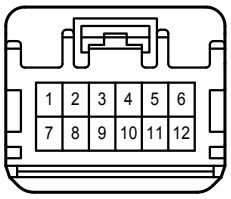

A 51
White

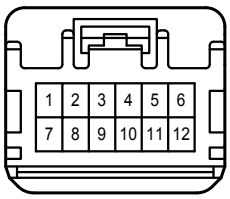

A 52
Black

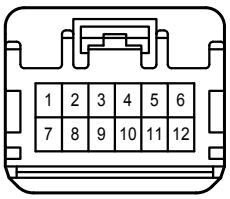

A 53
Black

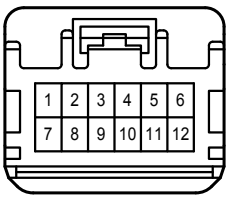

A 56
White

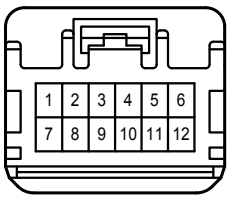

A 60
Black

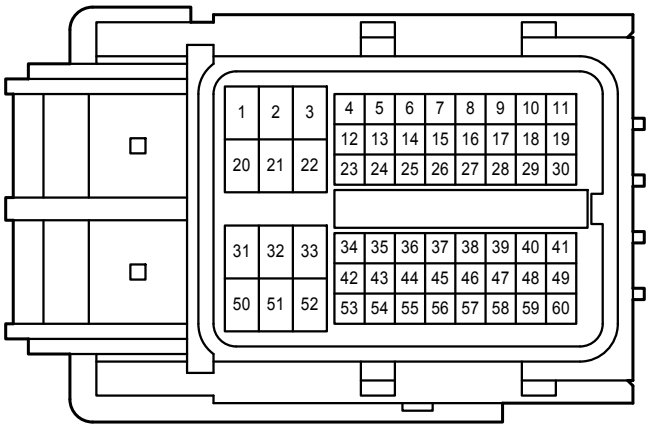

A 71
Gray

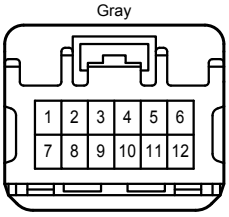

A 72
Blue

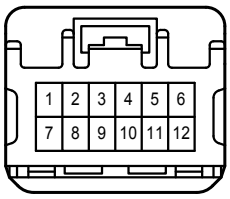

D 2
Black

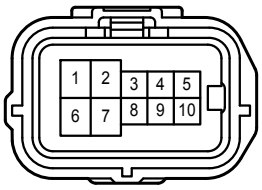

D 26
Black



D 27
Black

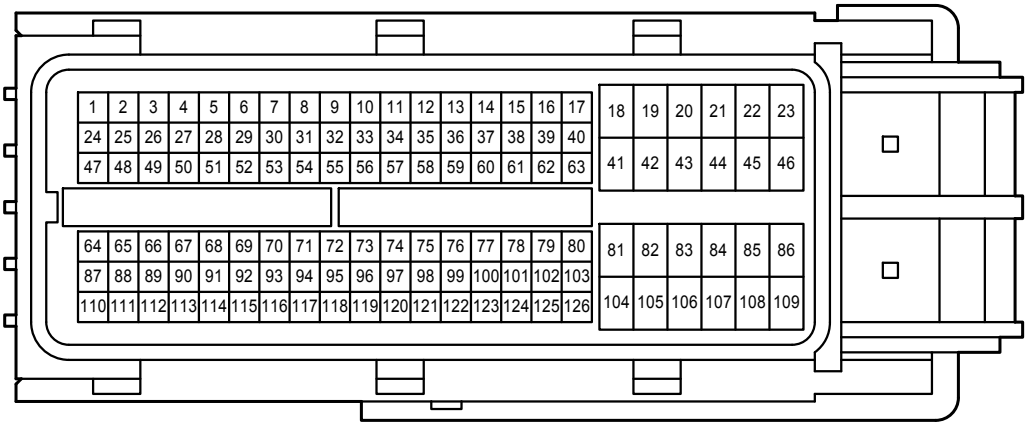

H 1
White

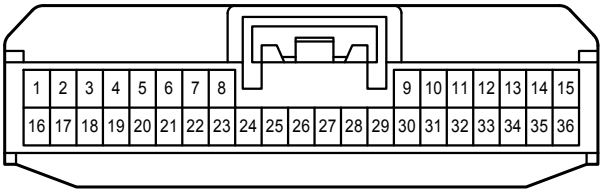

H 2
White

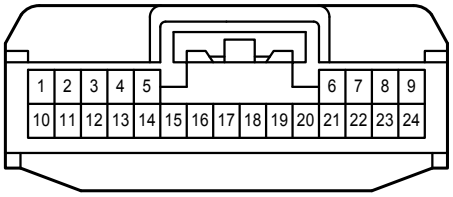

H 3
Gray

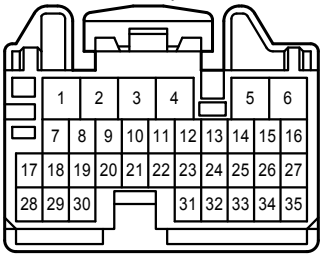

H 4
Gray

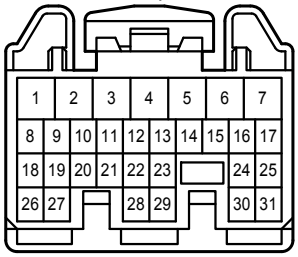

H 14
Gray



H 16
Black

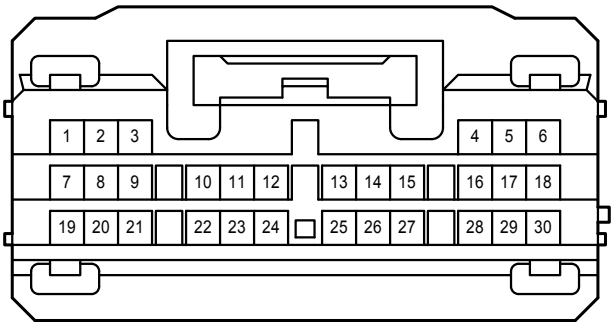

H 17
White

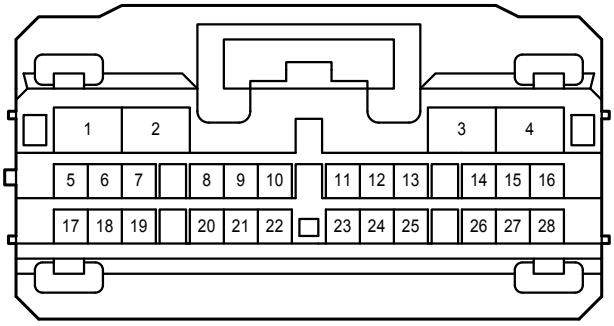

H 18
White

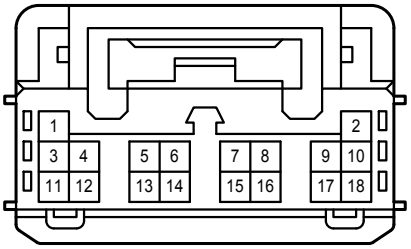

H 19
White

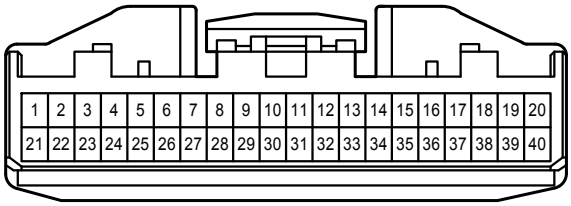

H 22
White

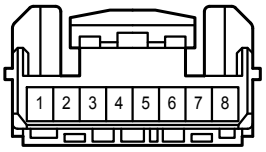

H 34
Gray

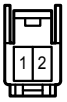

H 35
White

H 72
Black

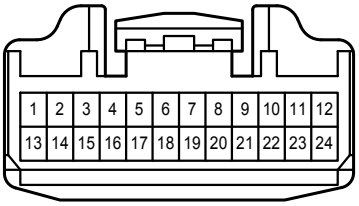

H 74
White

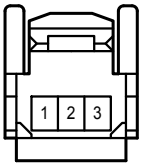

H 76
White

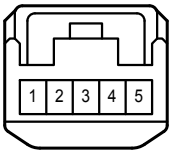

H 77
Black



H 78
Black

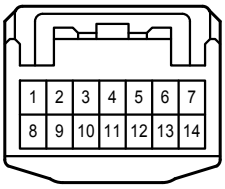

H 81
Black

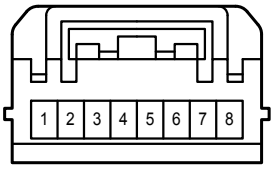

H 82
Black

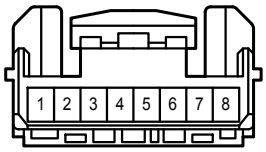

H 92
White

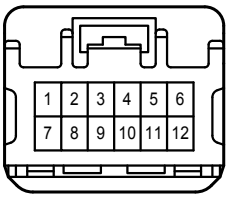

H 94
White

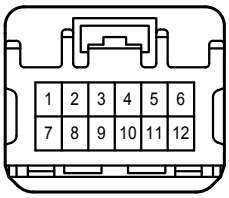

H 95
Gray

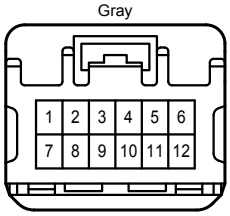

H 97
Black

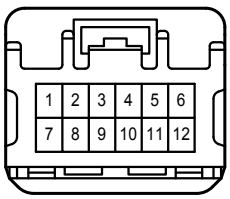

H 98
Black

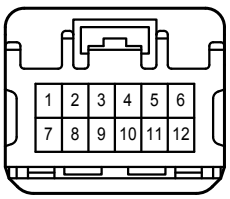

H 99
White

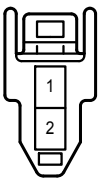

H100
White

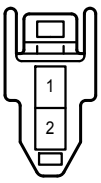

H102
White

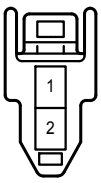

H104
White

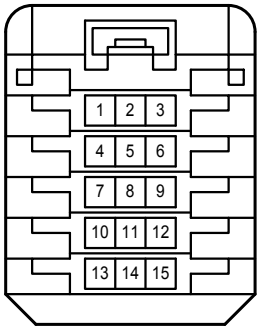

H105
White

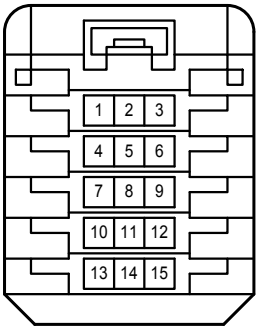

H117
White

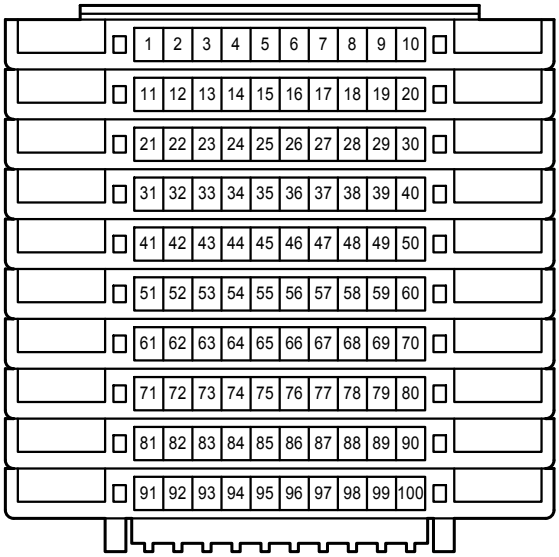

H118
White

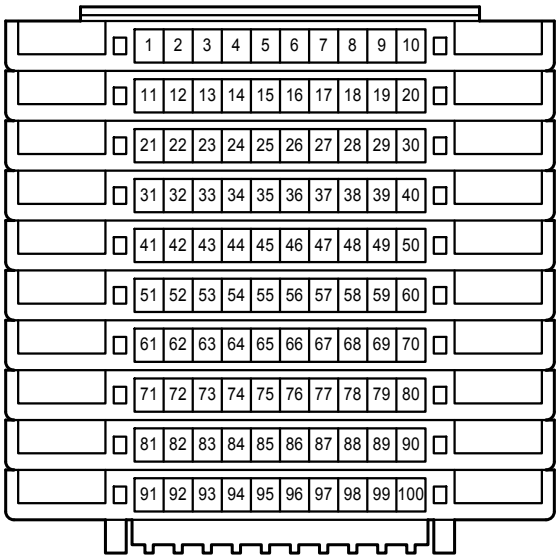

H119
White

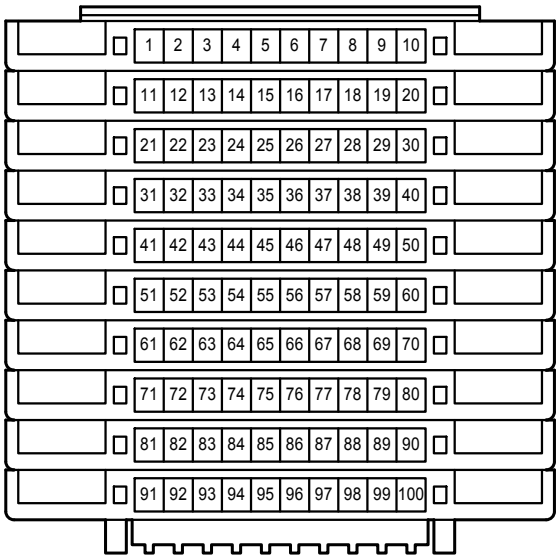

H141
Gray

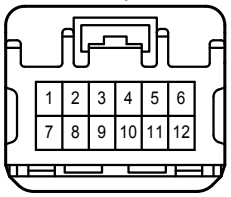

H142
Blue

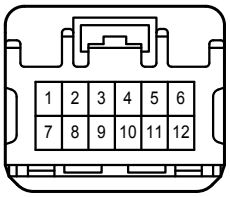

J 3
White

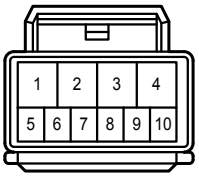

J 6
White

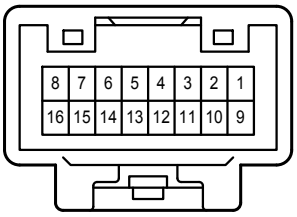

J 8
White

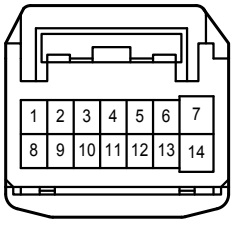

K 3
White

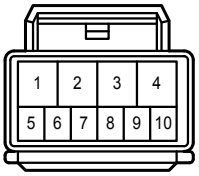

K 6
White

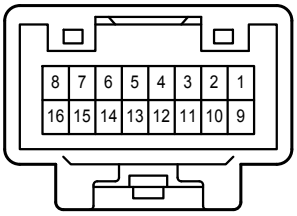

K 7
White

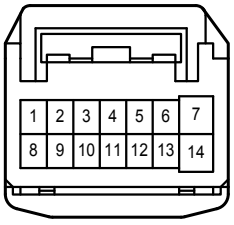

L 1
White

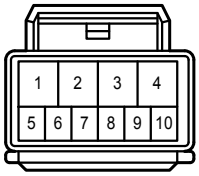

M 1
White

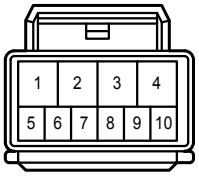

N 1
Gray



O 1
Gray



P 5
White

P 8
White

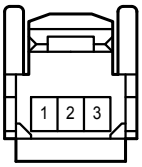

P 12
White

Q 3
White

Q 7
White

Q 8
Blue

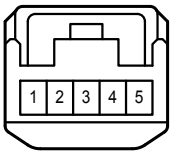

Q 11
White

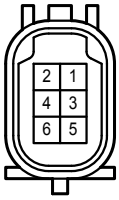

Q 12
White

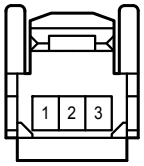

Q 17
White

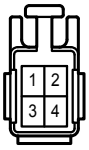

Q 18
White

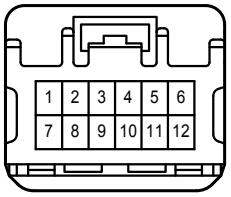

T 5
Gray

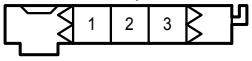

T 6
White

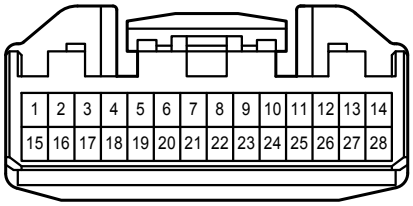

V 4
White

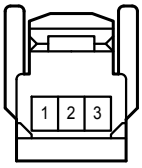

z 6
White

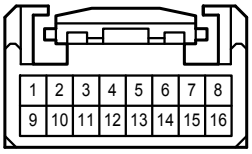

z 7
White

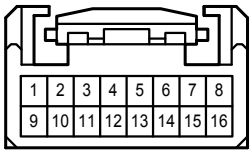

2A
White

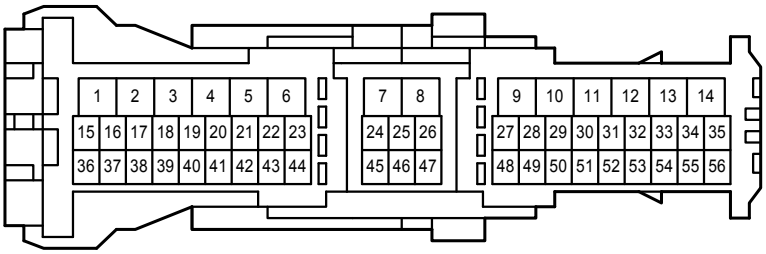

2B
White

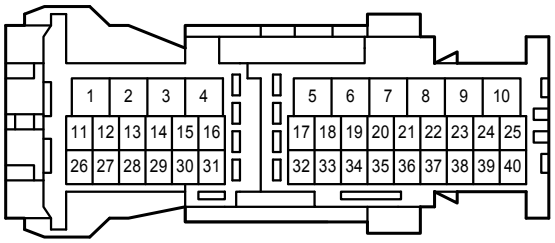

2C
White

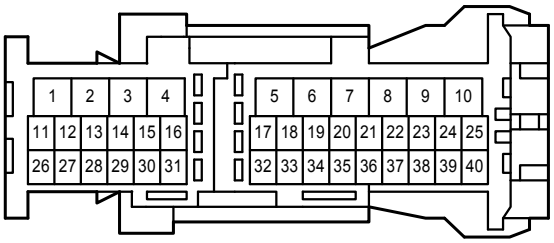

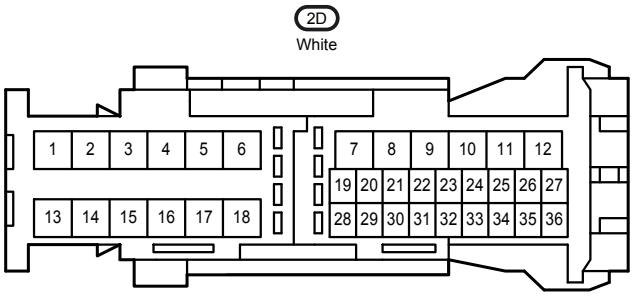
2D
White
1 2 3 4 5 6
7 8 9 10 11 12
19 20 21 22 23 24 25 26 27
13 14 15 16 17 18
28 29 30 31 32 33 34 35 36

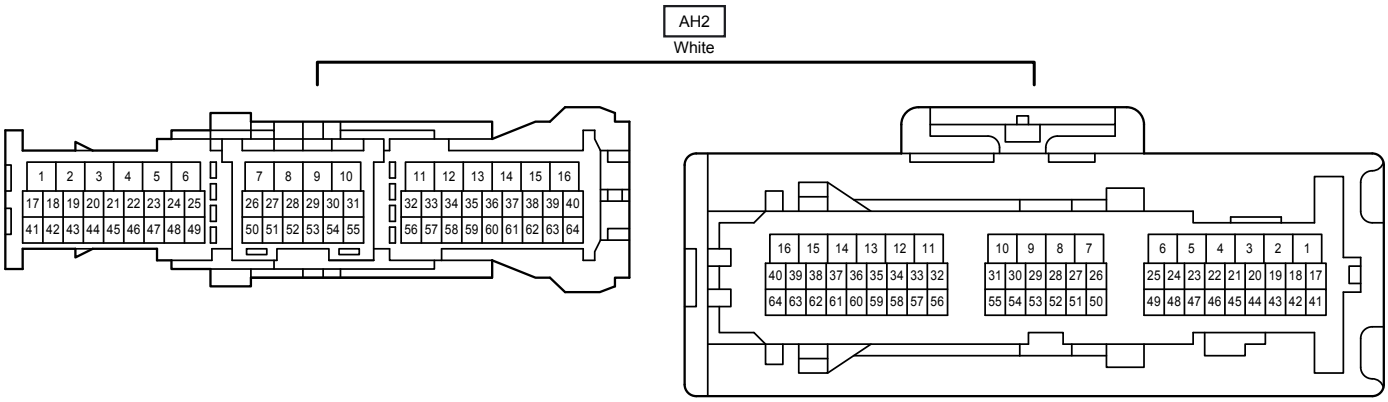
AH2
White
1 2 3 4 5 6
7 8 9 10
11 12 13 14 15 16
17 18 19 20 21 22 23 24 25
26 27 28 29 30 31
32 33 34 35 36 37 38 39 40
41 42 43 44 45 46 47 48 49
50 51 52 53 54 55
56 57 58 59 60 61 62 63 64
16 15 14 13 12 11
10 9 8 7
6 5 4 3 2 1
40 39 38 37 36 35 34 33 32
31 30 29 28 27 26
25 24 23 22 21 20 19 18 17
64 63 62 61 60 59 58 57 56
55 54 53 52 51 50
49 48 47 46 45 44 43 42 41

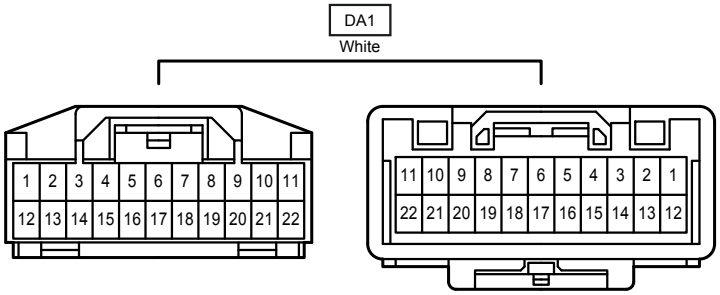
DA1
White
1 2 3 4 5 6 7 8 9 10 11
12 13 14 15 16 17 18 19 20 21 22
11 10 9 8 7 6 5 4 3 2 1
22 21 20 19 18 17 16 15 14 13 12

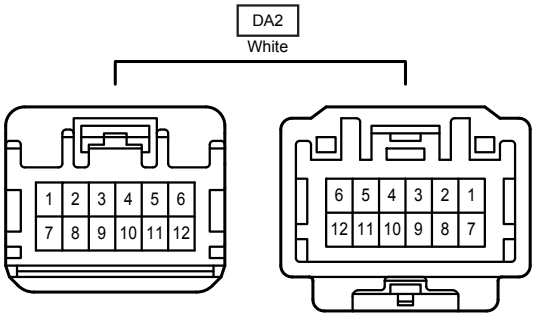
DA2
White
1 2 3 4 5 6
7 8 9 10 11 12
6 5 4 3 2 1
12 11 10 9 8 7

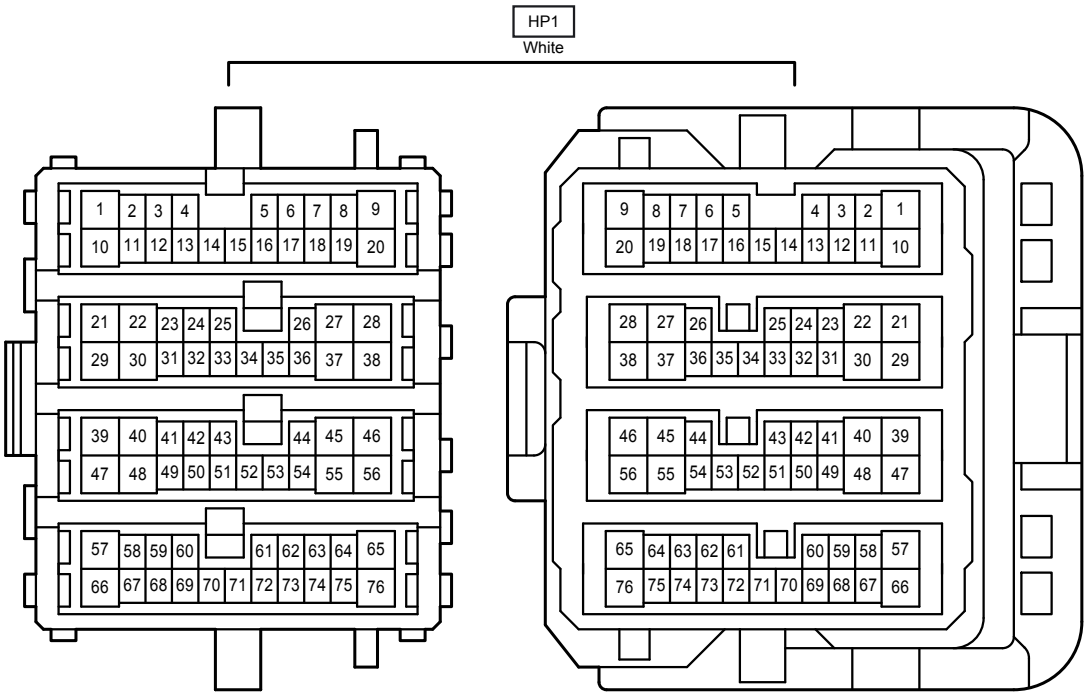
HP1
White

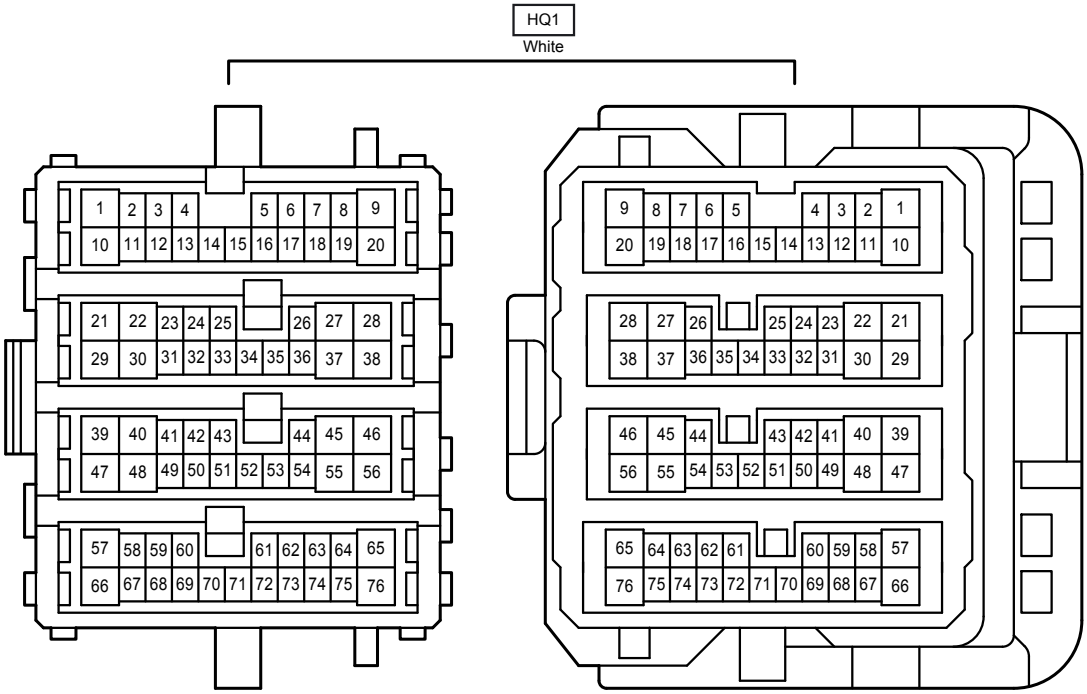
HQ1
White

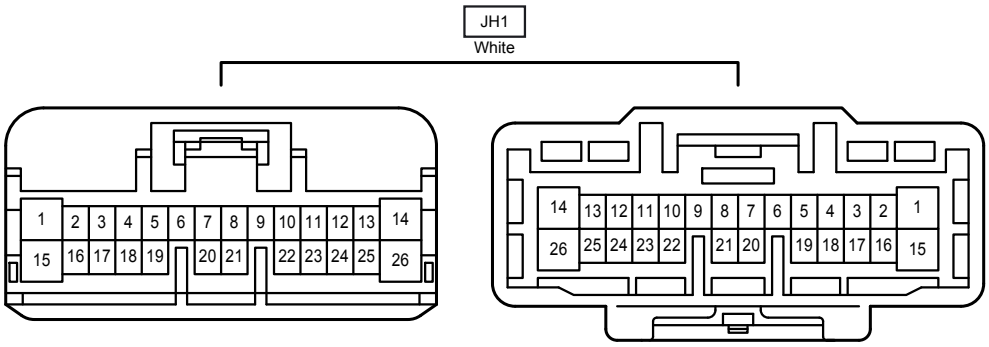
JH1
White

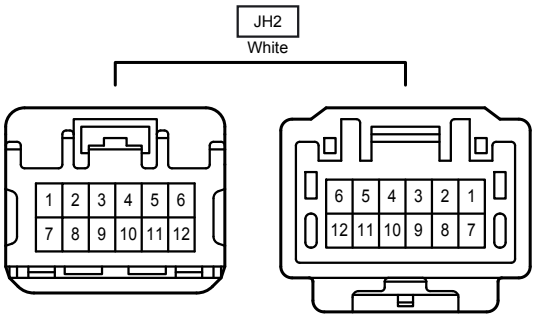
JH2
White
1 2 3 4 5 6
7 8 9 10 11 12
6 5 4 3 2 1
12 11 10 9 8 7

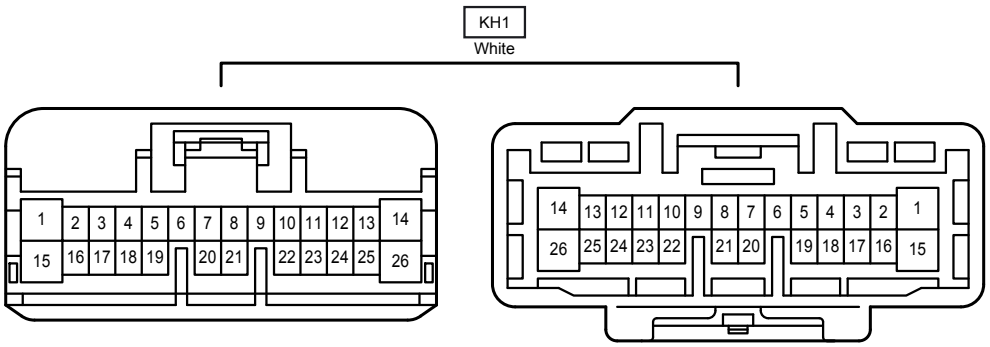
KH1
White
1 2 3 4 5 6 7 8 9 10 11 12 13 14
15 16 17 18 19 20 21 22 23 24 25 26
14 13 12 11 10 9 8 7 6 5 4 3 2 1
26 25 24 23 22 21 20 19 18 17 16 15

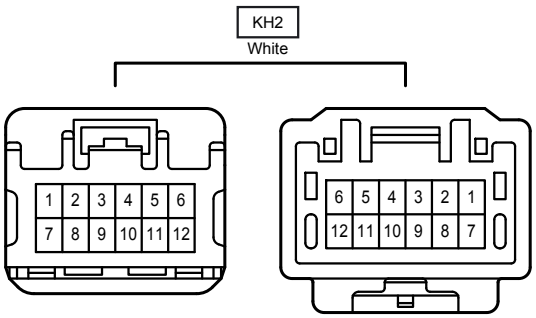
KH2
White
1 2 3 4 5 6
7 8 9 10 11 12
6 5 4 3 2 1
12 11 10 9 8 7

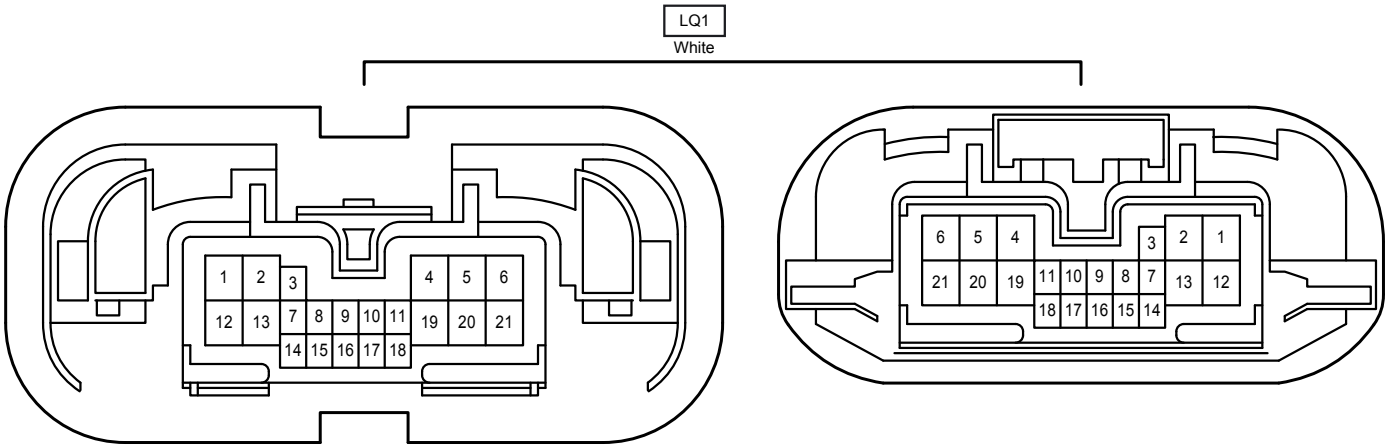
LQ1
White
1 2 3 4 5 6
12 13 7 8 9 10 11 19 20 21
14 15 16 17 18
6 5 4 3 2 1
21 20 19 11 10 9 8 7 13 12
18 17 16 15 14

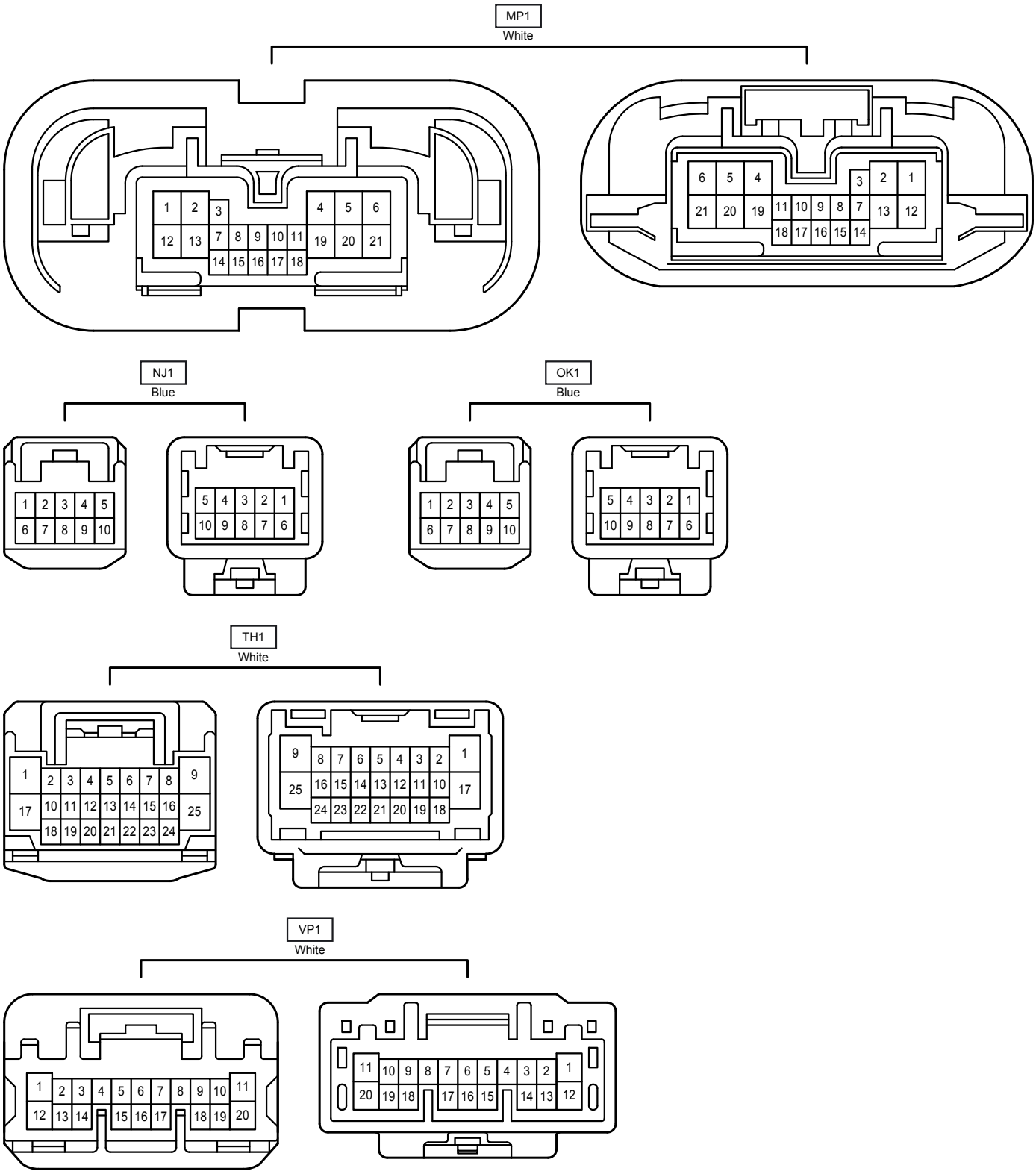
MP1
White
NJ1
Blue
OK1
Blue
TH1
White
VP1
White