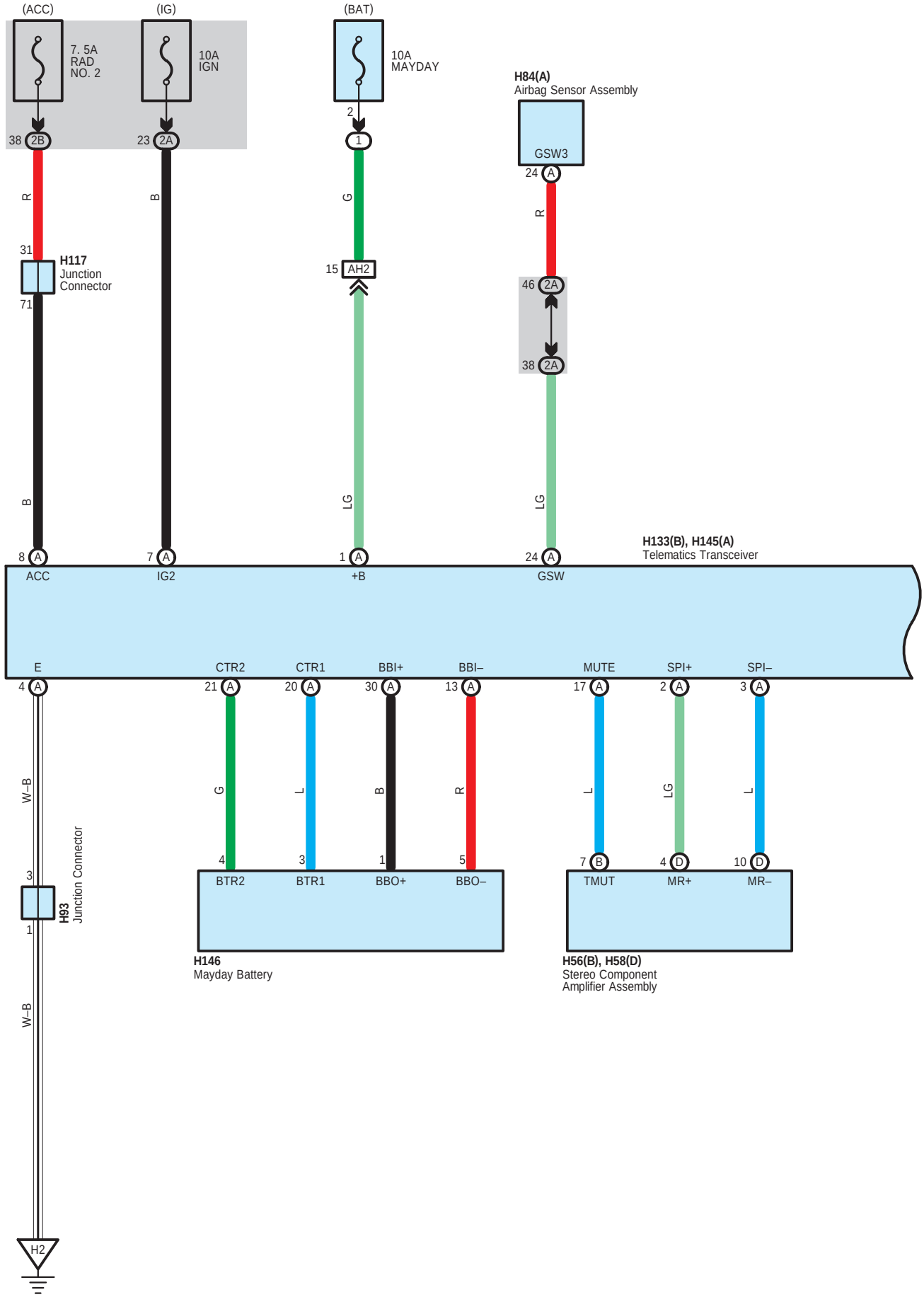
(ACC)
(IG)
(BAT)
7. 5A
RAD
NO. 2
10A
IGN
10A
MAYDAY
H84(A)
Airbag Sensor Assembly
GSW3
38 2B
23 2A
2
1
24 A
R
B
G
R
31
H117
Junction
Connector
71
15 AH2
46 2A
38 2A
B
LG
LG
8 A
7 A
1 A
24 A
ACC
IG2
+B
GSW
H133(B), H145(A)
Telematics Transceiver
E
CTR2
CTR1
BBI+
BBI–
MUTE
SPI+
SPI–
4 A
21 A
20 A
30 A
13 A
17 A
2 A
3 A
W–B
G
L
B
R
L
LG
L
3
1
H93
Junction Connector
4
3
1
5
7 B
4 D
10 D
BTR2
BTR1
BBO+
BBO–
TMUT
MR+
MR–
H146
Mayday Battery
H56(B), H58(D)
Stereo Component
Amplifier Assembly
W–B
H2

∗ 1 : Shielded
∗ 2 : Before Aug. 2012 Production
∗ 3 : From Aug. 2012 Production

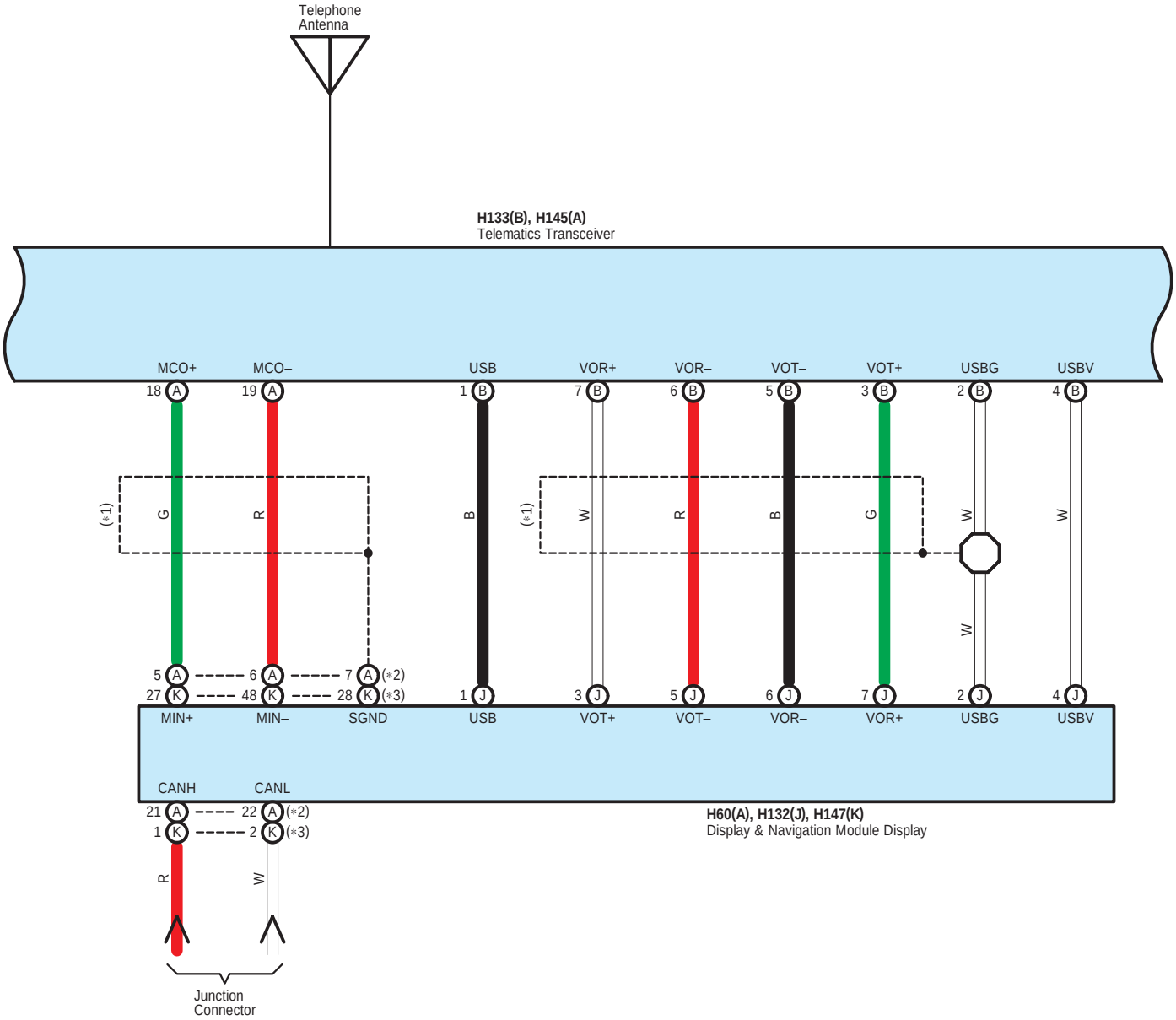

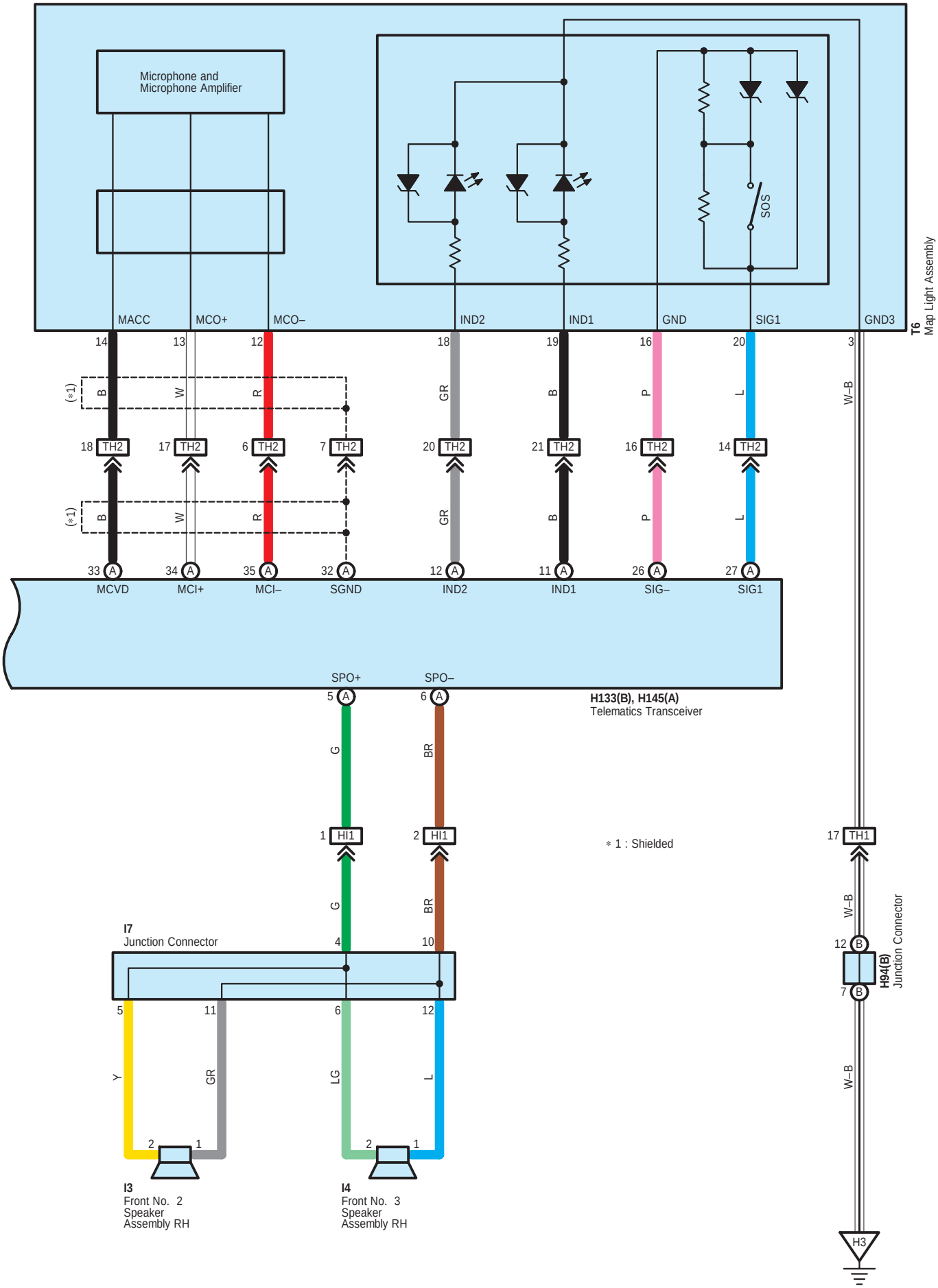
Microphone and
Microphone Amplifier
SOS
MACC
MCO+
MCO–
IND2
IND1
GND
SIG1
GND3
T6
Map Light Assembly
14
13
12
18
19
16
20
3
(*1)
B
W
R
GR
B
P
L
W–B
18 TH2
17 TH2
6 TH2
7 TH2
20 TH2
21 TH2
16 TH2
14 TH2
33 A
34 A
35 A
32 A
12 A
11 A
26 A
27 A
MCVD
MCI+
MCI–
SGND
IND2
IND1
SIG–
SIG1
SPO+
SPO–
5 A
6 A
H133(B), H145(A)
Telematics Transceiver
G
BR
1 HI1
2 HI1
17 TH1
* 1 : Shielded
I7
Junction Connector
4
10
12 B
7 B
H94(B)
Junction Connector
5
11
6
12
Y
GR
LG
L
2
1
2
1
I3
Front No. 2
Speaker
Assembly RH
I4
Front No. 3
Speaker
Assembly RH
H3

H 56
White

H 58
White

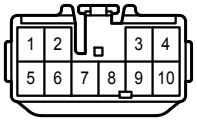

H 60
White

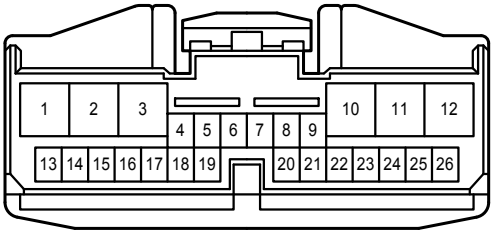

H 84
Yellow

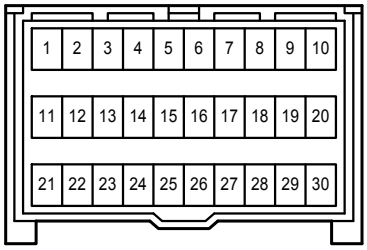

H 93
White

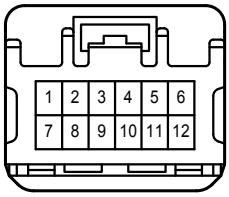

H 94
White

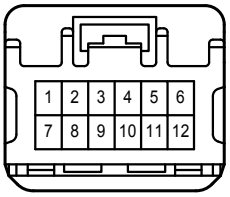

H117
White

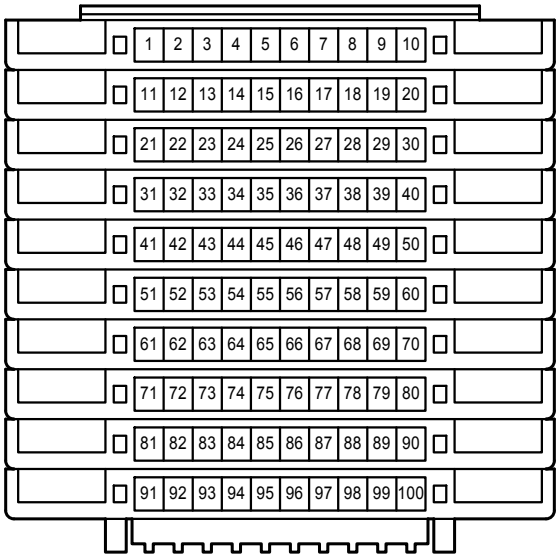

H132
White

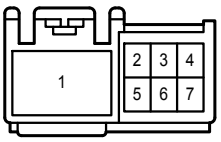

H133
White

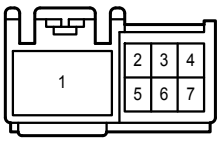

H145
White

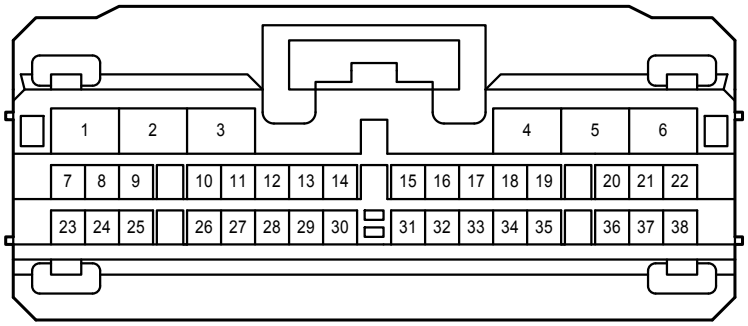

H146
White

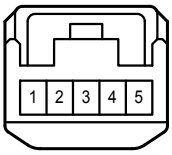

H147
White

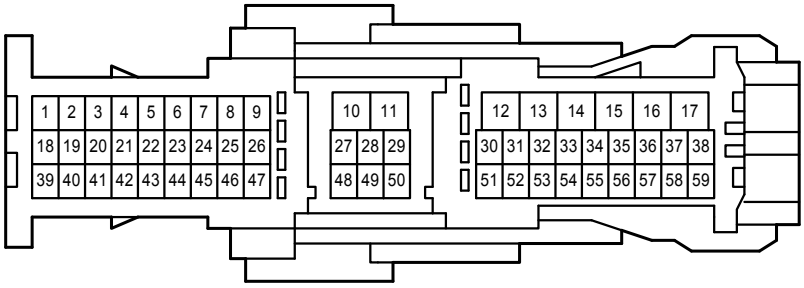

I 3
White

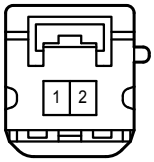

I 4
White

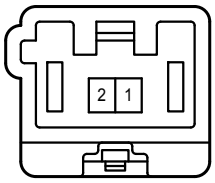

I 7
Gray

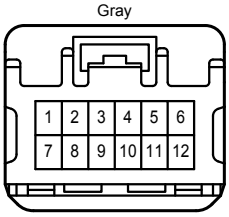

T 6
White

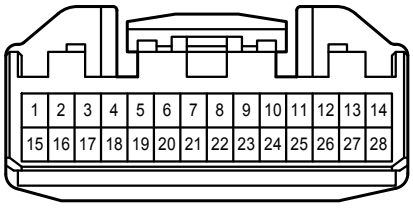

2A
White

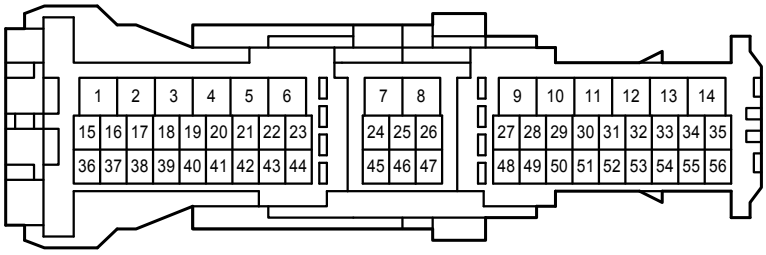

2B
White

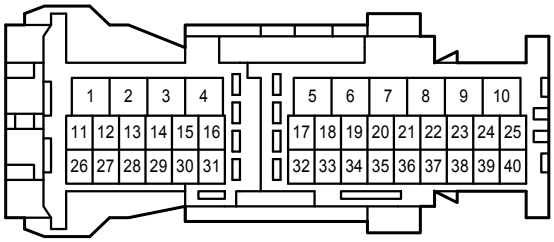

AH2
White

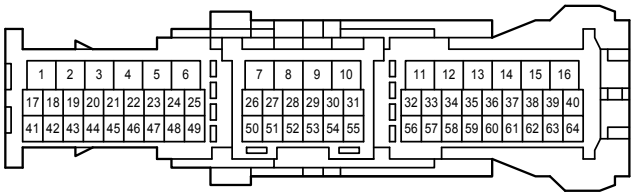

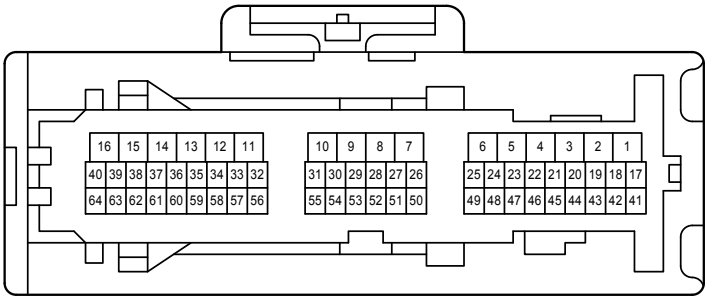

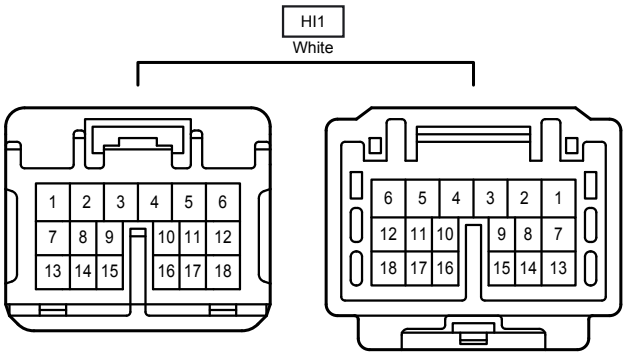
HI1
White
1 2 3 4 5 6
7 8 9 10 11 12
13 14 15 16 17 18
6 5 4 3 2 1
12 11 10 9 8 7
18 17 16 15 14 13

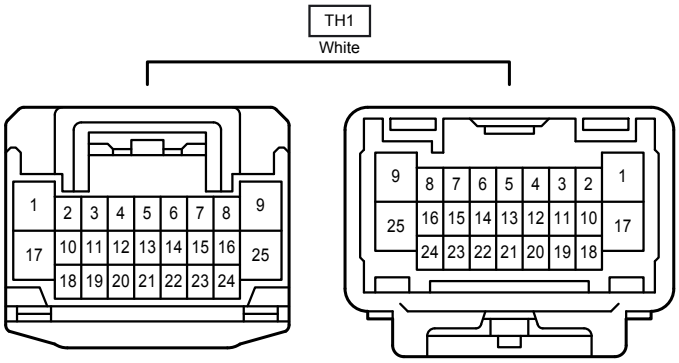
TH1
White
1 2 3 4 5 6 7 8 9
17 10 11 12 13 14 15 16 25
18 19 20 21 22 23 24
9 8 7 6 5 4 3 2 1
25 16 15 14 13 12 11 10 17
24 23 22 21 20 19 18

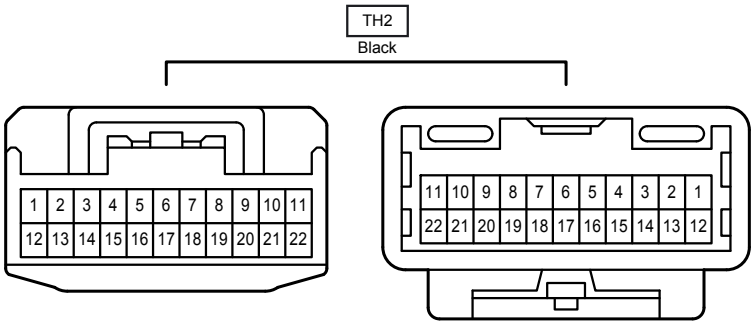
TH2
Black
1 2 3 4 5 6 7 8 9 10 11
12 13 14 15 16 17 18 19 20 21 22
11 10 9 8 7 6 5 4 3 2 1
22 21 20 19 18 17 16 15 14 13 12