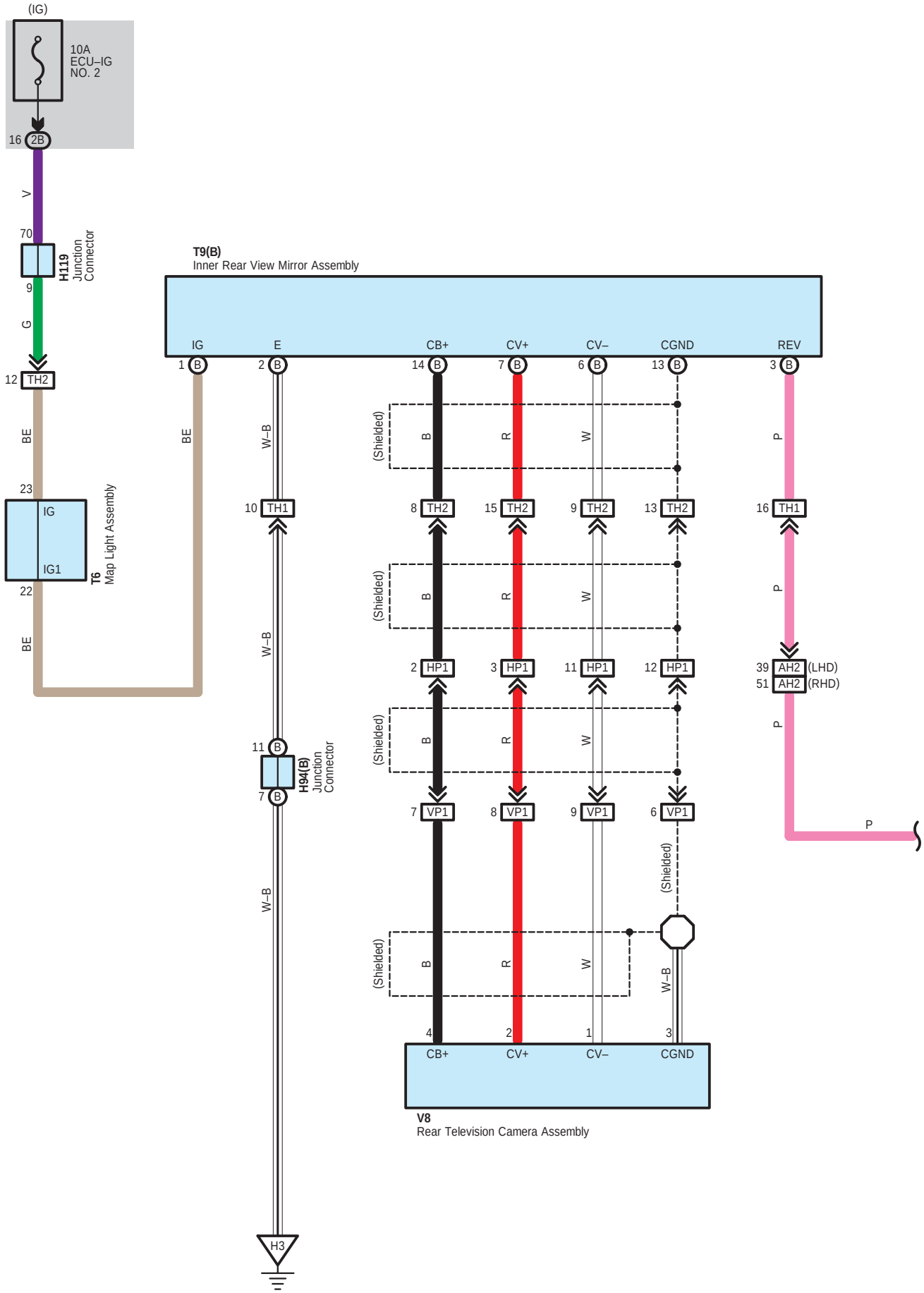
(IG)
10A
ECU–IG
NO. 2
16 2B
V
70
H119
Junction
Connector
9
G
12 TH2
BE
23
IG
IG1
T6
Map Light Assembly
22
BE
T9(B)
Inner Rear View Mirror Assembly
IG
E
CB+
CV+
CV–
CGND
REV
1 B
2 B
14 B
7 B
6 B
13 B
3 B
BE
W–B
(Shielded)
B
R
W
P
10 TH1
8 TH2
15 TH2
9 TH2
13 TH2
16 TH1
2 HP1
3 HP1
11 HP1
12 HP1
39 AH2 (LHD)
51 AH2 (RHD)
11 B
7 B
H94(B)
Junction
Connector
7 VP1
8 VP1
9 VP1
6 VP1
4
2
1
3
CB+
CV+
CV–
CGND
V8
Rear Television Camera Assembly
H3

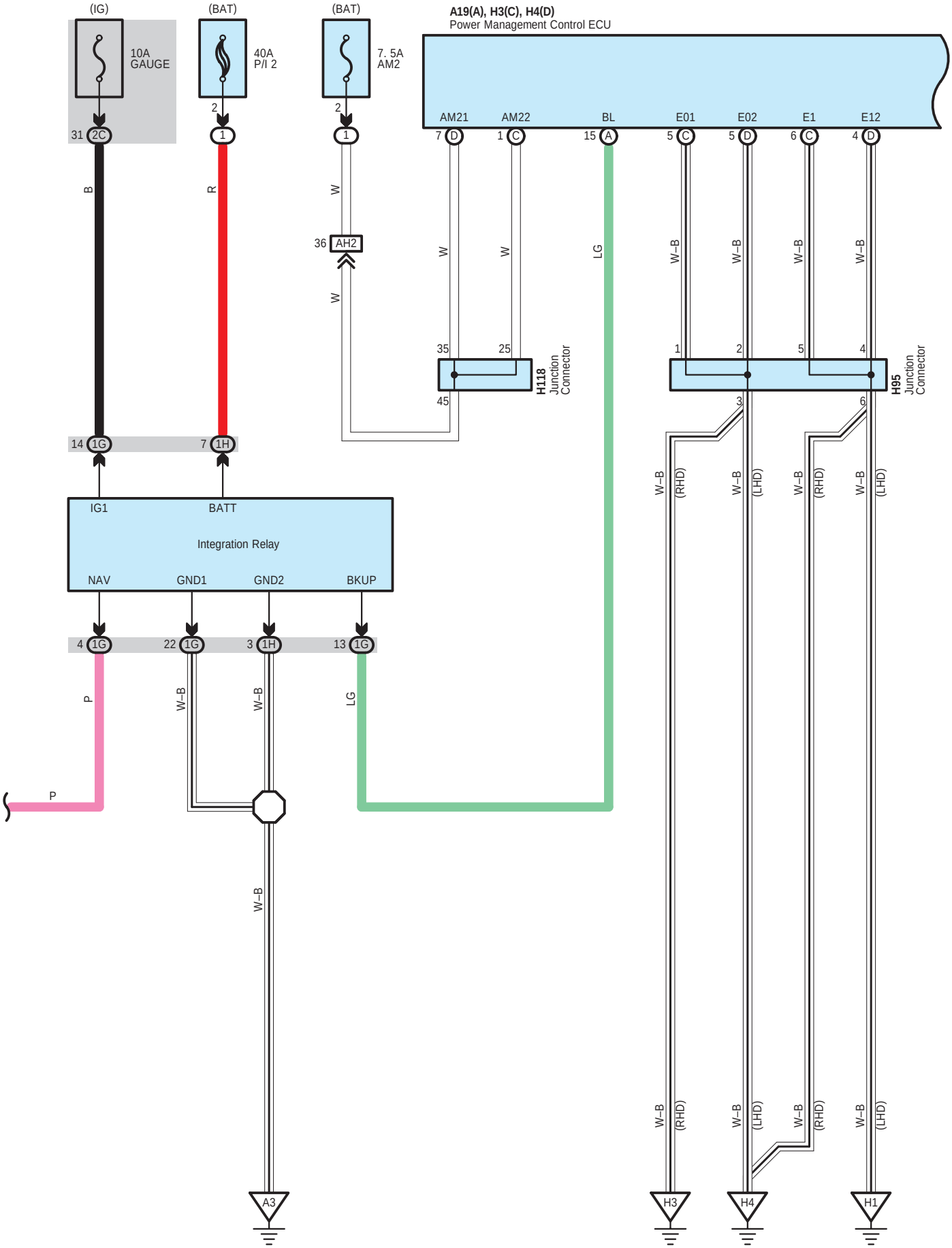
(IG)
10A
GAUGE
(BAT)
40A
P/I 2
(BAT)
7. 5A
AM2
A19(A), H3(C), H4(D)
Power Management Control ECU
AM21
AM22
BL
E01
E02
E1
E12
31 2C
2
1
2
1
7 D
1 C
15 A
5 C
5 D
6 C
4 D
B
R
W
36 AH2
W
W
W
LG
W–B
W–B
W–B
W–B
35
25
45
H118
Junction
Connector
1
2
5
4
3
6
H95
Junction
Connector
14 1G
7 1H
IG1
BATT
Integration Relay
NAV
GND1
GND2
BKUP
4 1G
22 1G
3 1H
13 1G
P
W–B
W–B
LG
P
W–B
W–B (RHD)
W–B (LHD)
W–B (RHD)
W–B (LHD)
W–B (RHD)
W–B (LHD)
W–B (RHD)
W–B (LHD)
A3
H3
H4
H1

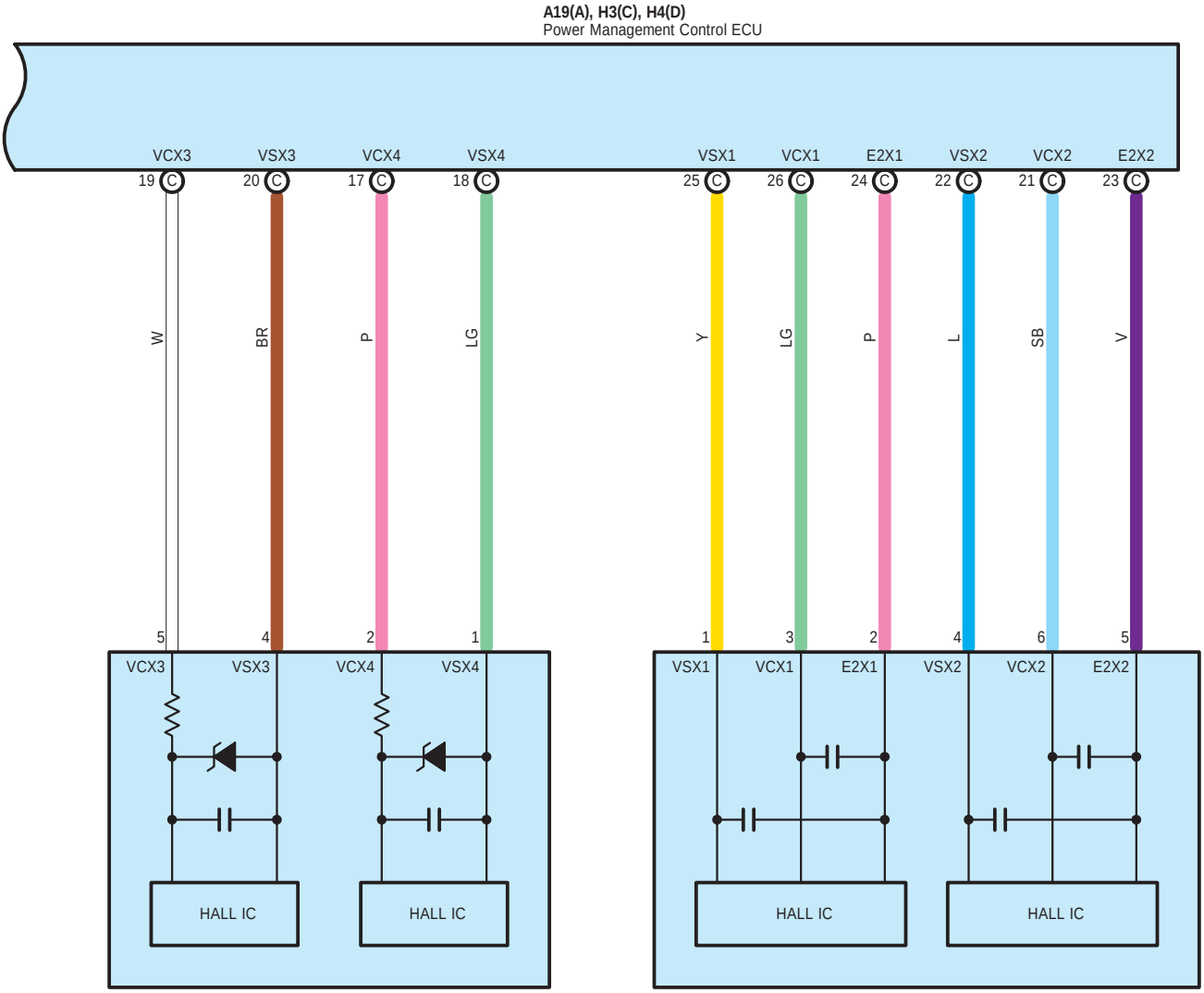

H76
No. 1 Shift Lever Position Sensor

H77
No. 2 Shift Lever Position Sensor

A 19
Gray

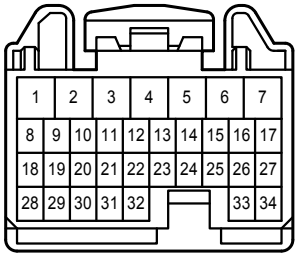

H 3
Gray

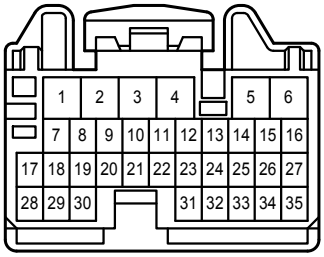

H 4
Gray

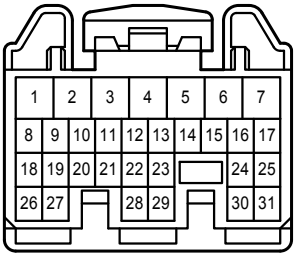

H 76
White

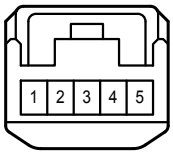

H 77
Black



H 94
White

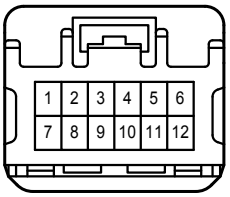

H 95
Gray

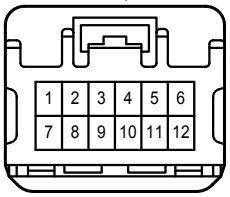

H118
White

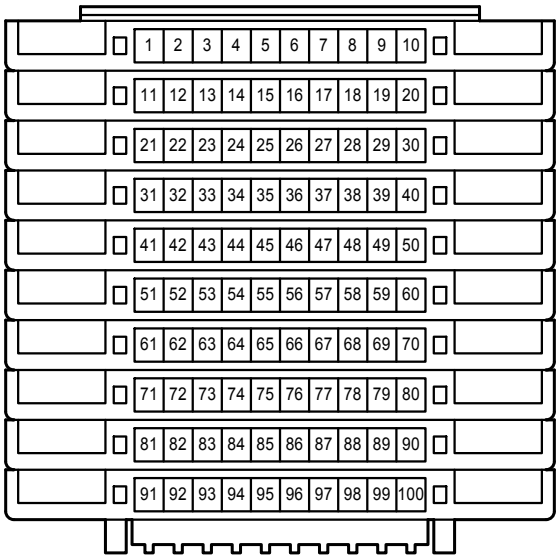

H119
White

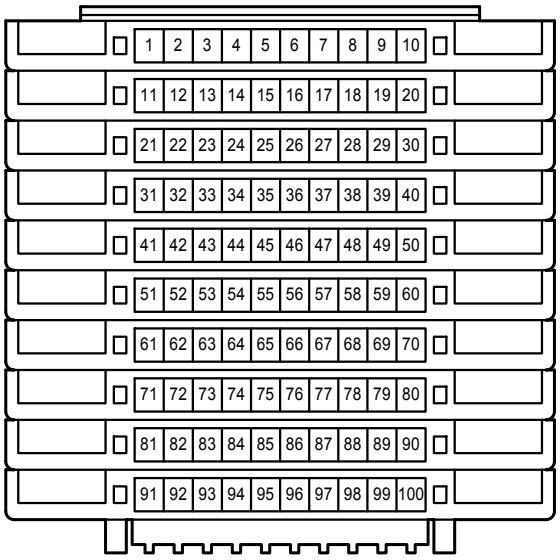

T 6
White

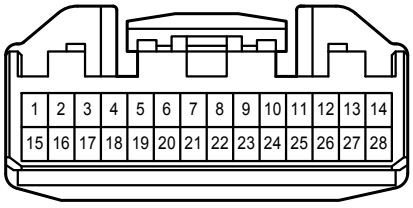

T 9
White

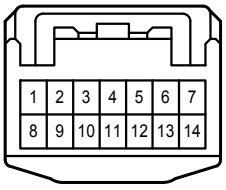

V 8
Black

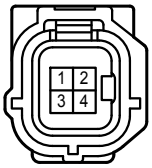

1G
White

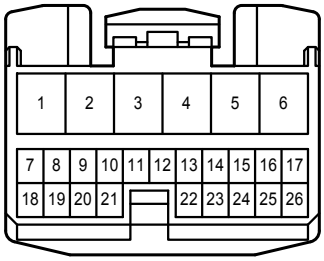

1H
White



2B
White

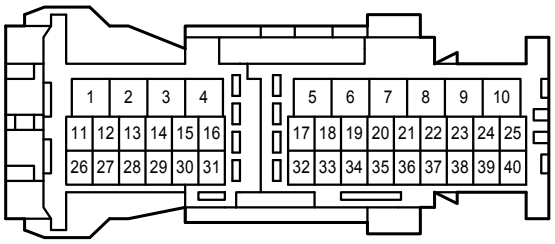

2C
White

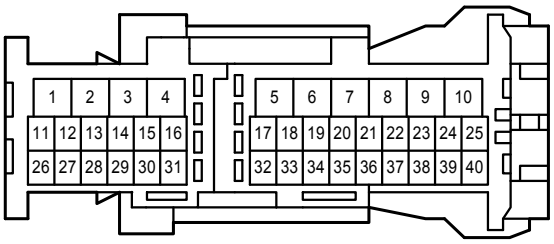

AH2
White

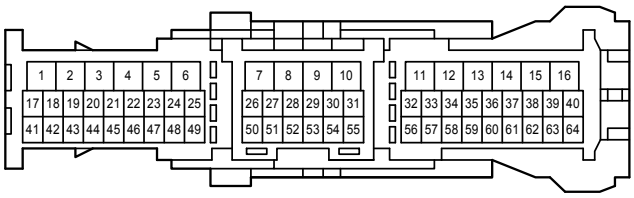

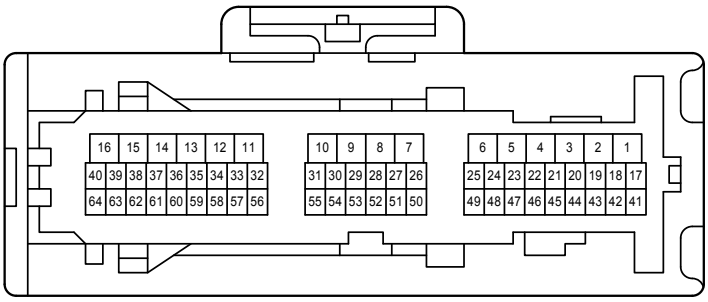

HP1
White

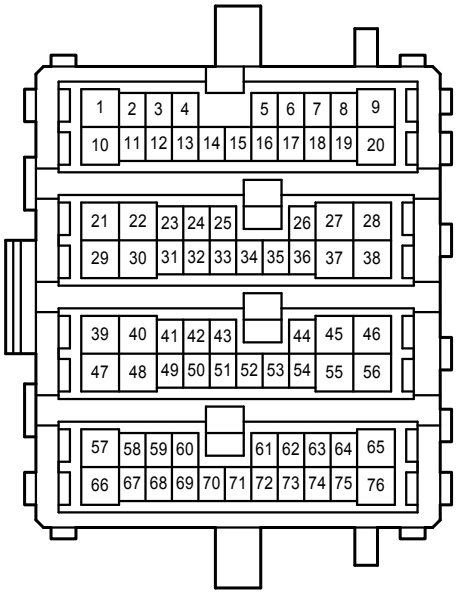

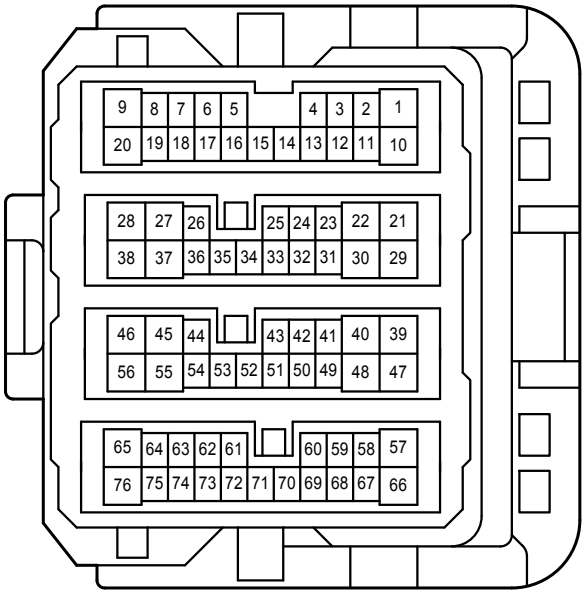

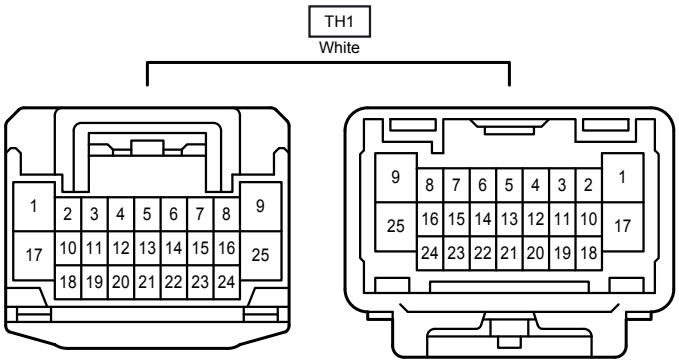
TH1
White
1 2 3 4 5 6 7 8 9
17 10 11 12 13 14 15 16 25
18 19 20 21 22 23 24
9 8 7 6 5 4 3 2 1
25 16 15 14 13 12 11 10 17
24 23 22 21 20 19 18

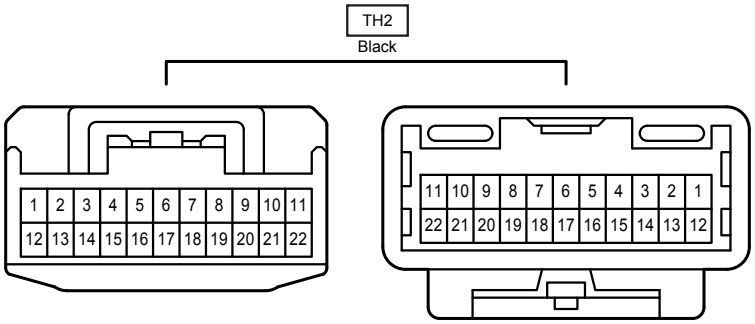
TH2
Black
1 2 3 4 5 6 7 8 9 10 11
12 13 14 15 16 17 18 19 20 21 22
11 10 9 8 7 6 5 4 3 2 1
22 21 20 19 18 17 16 15 14 13 12

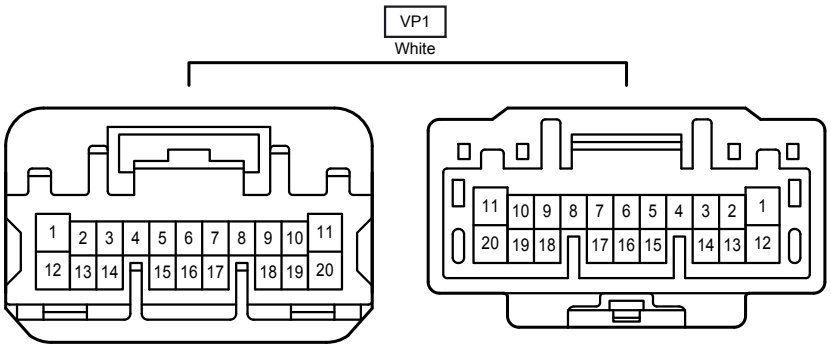
VP1
White
1 2 3 4 5 6 7 8 9 10 11
12 13 14 15 16 17 18 19 20
11 10 9 8 7 6 5 4 3 2 1
20 19 18 17 16 15 14 13 12