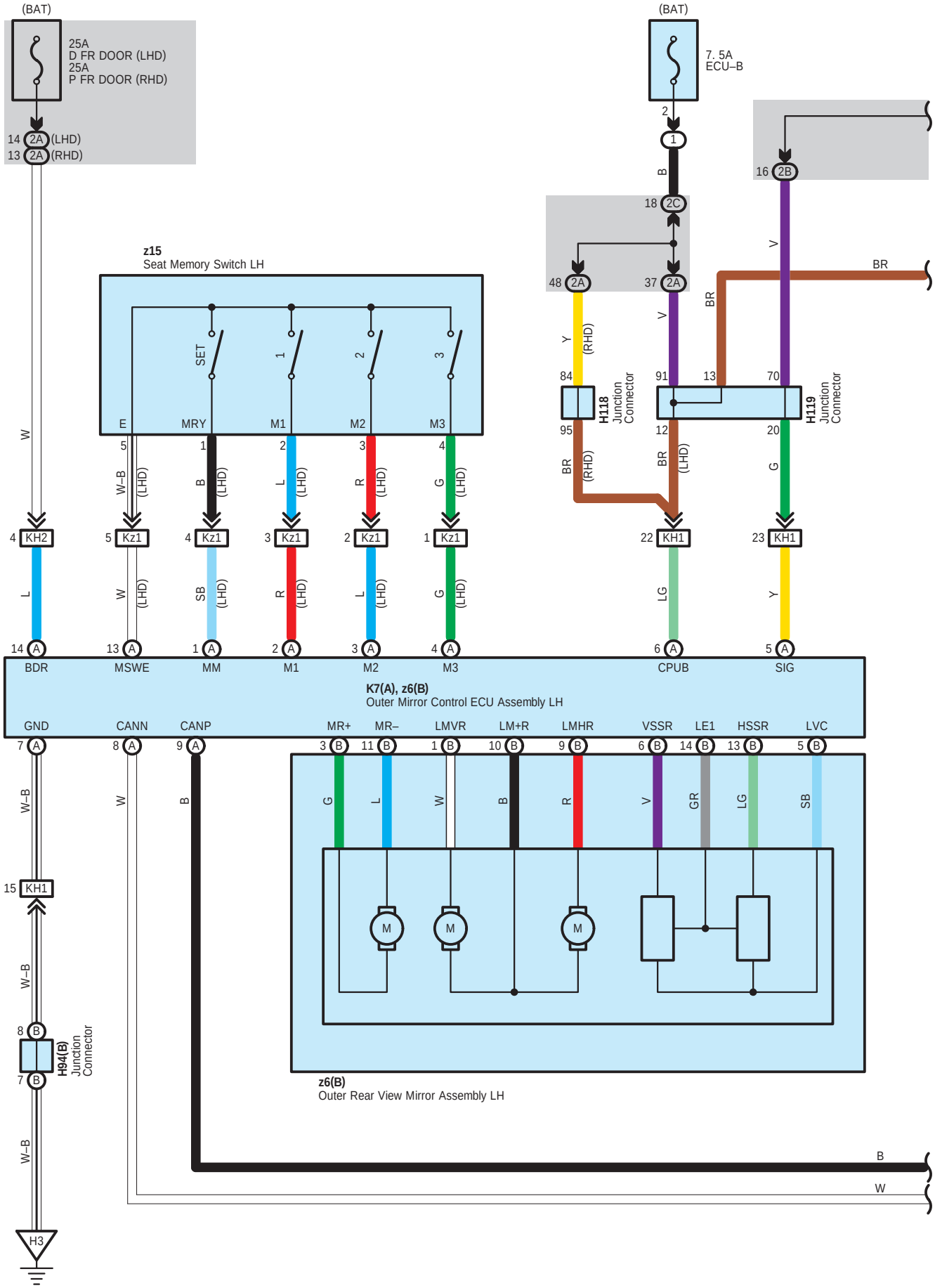
(BAT)
25A
D FR DOOR (LHD)
25A
P FR DOOR (RHD)
14 2A (LHD)
13 2A (RHD)
(BAT)
7. 5A
ECU–B
2
1
B
18 2C
16 2B
V
BR
48 2A
37 2A
Y (RHD)
V
BR
84
91
13
70
H118 Junction Connector
H119 Junction Connector
95
12
20
BR (RHD)
BR (LHD)
G
z15
Seat Memory Switch LH
SET
1
2
3
E
MRY
M1
M2
M3
5
1
2
3
4
W–B (LHD)
B (LHD)
L (LHD)
R (LHD)
G (LHD)
4 KH2
5 Kz1
4 Kz1
3 Kz1
2 Kz1
1 Kz1
22 KH1
23 KH1
L
W (LHD)
SB (LHD)
R (LHD)
L (LHD)
G (LHD)
LG
Y
14 A
13 A
1 A
2 A
3 A
4 A
6 A
5 A
BDR
MSWE
MM
M1
M2
M3
CPUB
SIG
K7(A), z6(B)
Outer Mirror Control ECU Assembly LH
GND
CANN
CANP
MR+
MR–
LMVR
LM+R
LMHR
VSSR
LE1
HSSR
LVC
7 A
8 A
9 A
3 B
11 B
1 B
10 B
9 B
6 B
14 B
13 B
5 B
W–B
W
B
G
L
W
B
R
V
GR
LG
SB
15 KH1
M
M
M
W–B
8 B
7 B
H94(B) Junction Connector
z6(B)
Outer Rear View Mirror Assembly LH
W–B
B
W
H3

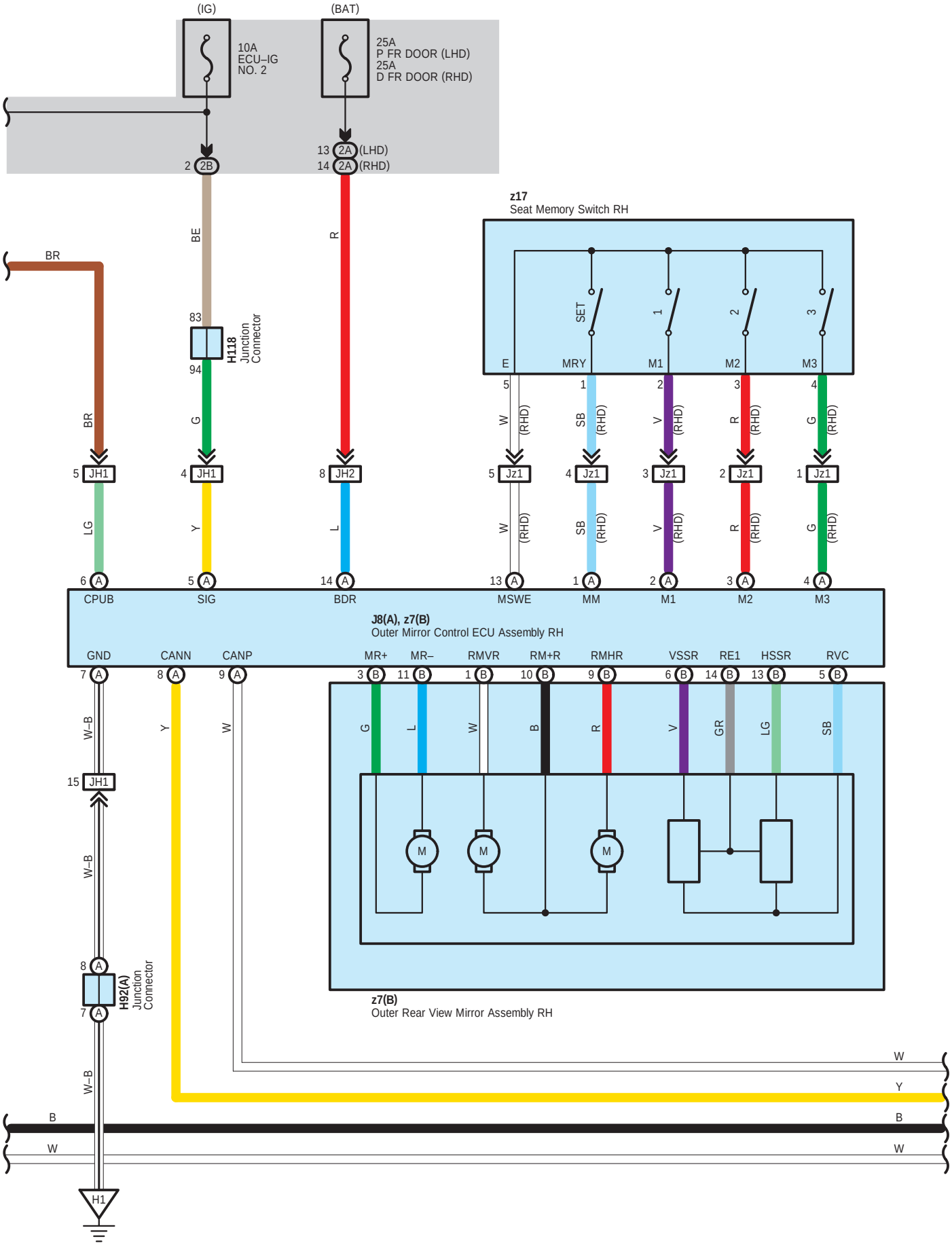
(IG)
(BAT)
10A
ECU–IG
NO. 2
25A
P FR DOOR (LHD)
25A
D FR DOOR (RHD)
13 2A (LHD)
14 2A (RHD)
2 2B
BE
R
BR
83
94
H118
Junction
Connector
z17
Seat Memory Switch RH
SET
1
2
3
E
MRY
M1
M2
M3
5
1
2
3
4
W
SB
V
R
G
(RHD)
BR
G
5 JH1
4 JH1
8 JH2
5 Jz1
4 Jz1
3 Jz1
2 Jz1
1 Jz1
LG
Y
L
6 A
5 A
14 A
13 A
1 A
2 A
3 A
4 A
CPUB
SIG
BDR
MSWE
MM
M1
M2
M3
J8(A), z7(B)
Outer Mirror Control ECU Assembly RH
GND
CANN
CANP
MR+
MR–
RMVR
RM+R
RMHR
VSSR
RE1
HSSR
RVC
7 A
8 A
9 A
3 B
11 B
1 B
10 B
9 B
6 B
14 B
13 B
5 B
W–B
Y
W
G
L
W
B
R
V
GR
LG
SB
15 JH1
M
M
M
W–B
8 A
7 A
H92(A)
Junction
Connector
z7(B)
Outer Rear View Mirror Assembly RH
W–B
W
Y
B
B
W
W
H1

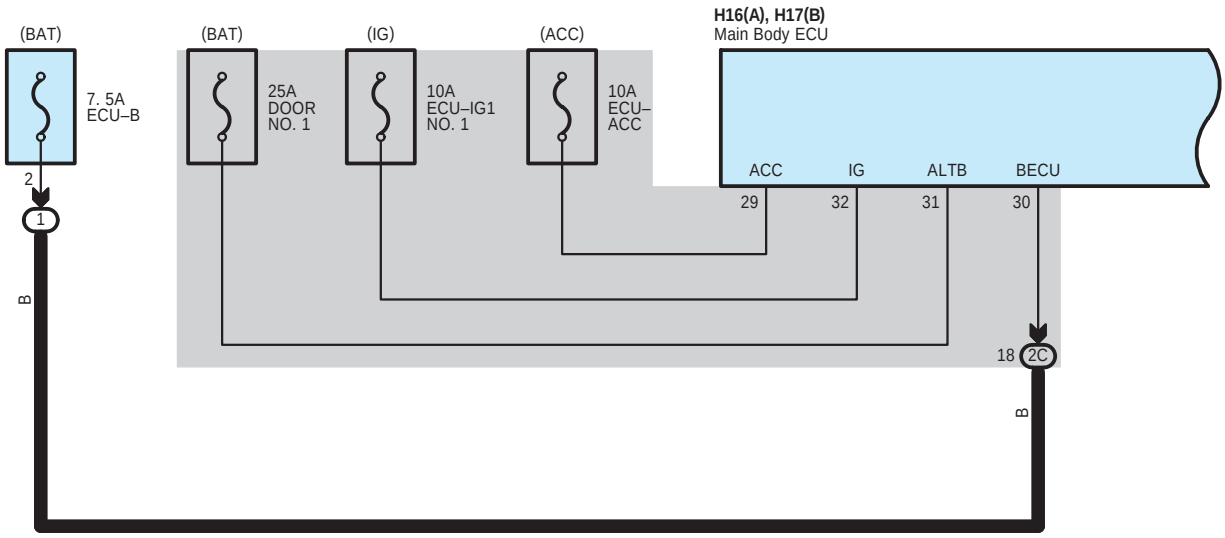
(BAT)
7. 5A
ECU–B
(BAT)
25A
DOOR
NO. 1
(IG)
10A
ECU–IG1
NO. 1
(ACC)
10A
ECU–
ACC
H16(A), H17(B)
Main Body ECU
ACC
IG
ALTB
BECU
29
32
31
30
2
1
B
18
2C
B

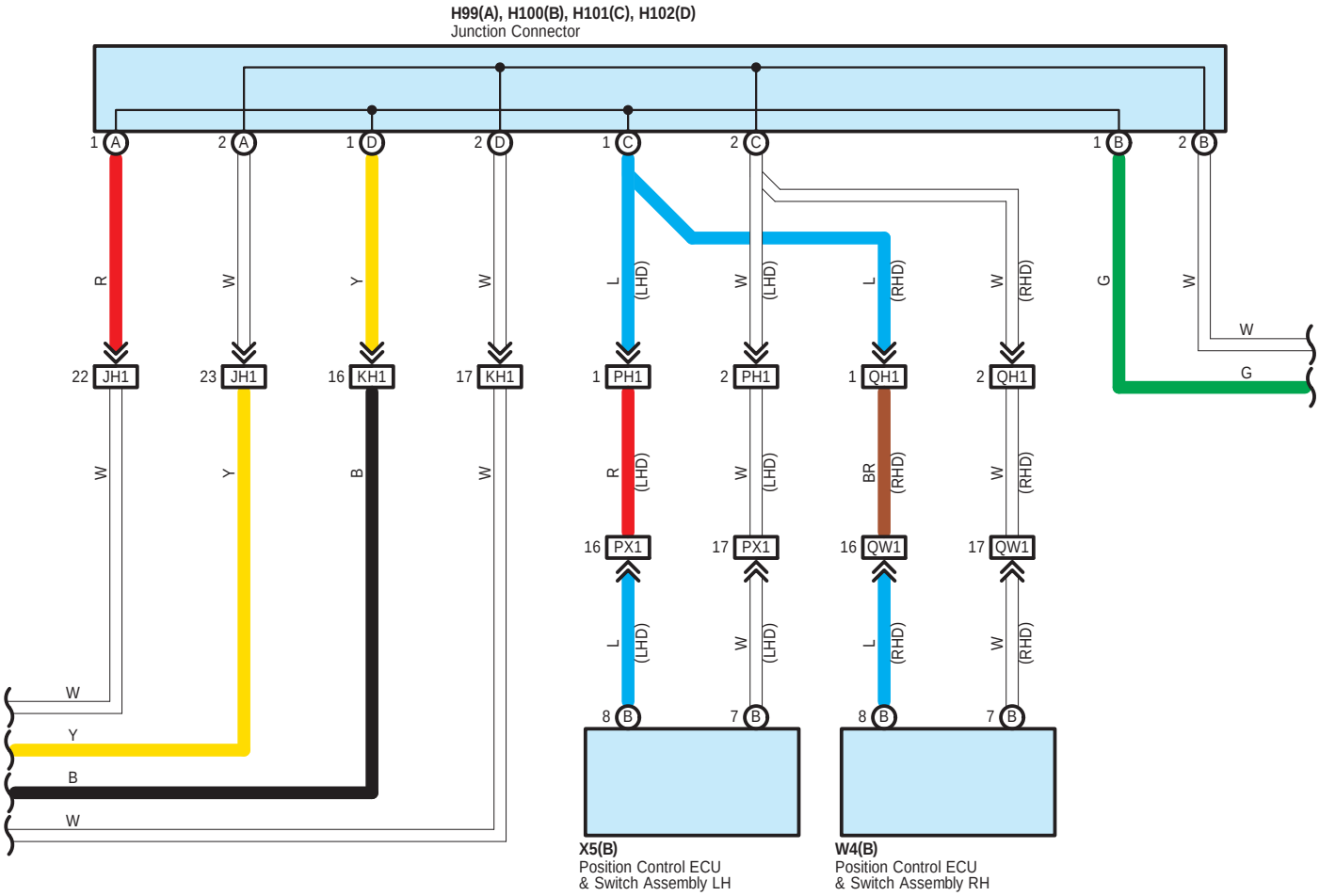
H99(A), H100(B), H101(C), H102(D)
Junction Connector
1 A
2 A
1 D
2 D
1 C
2 C
1 B
2 B
R
W
Y
W
L (LHD)
W (LHD)
L (RHD)
W (RHD)
G
W
W
G
22 JH1
23 JH1
16 KH1
17 KH1
1 PH1
2 PH1
1 QH1
2 QH1
W
Y
B
W
R (LHD)
W (LHD)
BR (RHD)
W (RHD)
16 PX1
17 PX1
16 QW1
17 QW1
L (LHD)
W (LHD)
L (RHD)
W (RHD)
W
Y
B
W
8 B
7 B
8 B
7 B
X5(B)
Position Control ECU
& Switch Assembly LH
W4(B)
Position Control ECU
& Switch Assembly RH

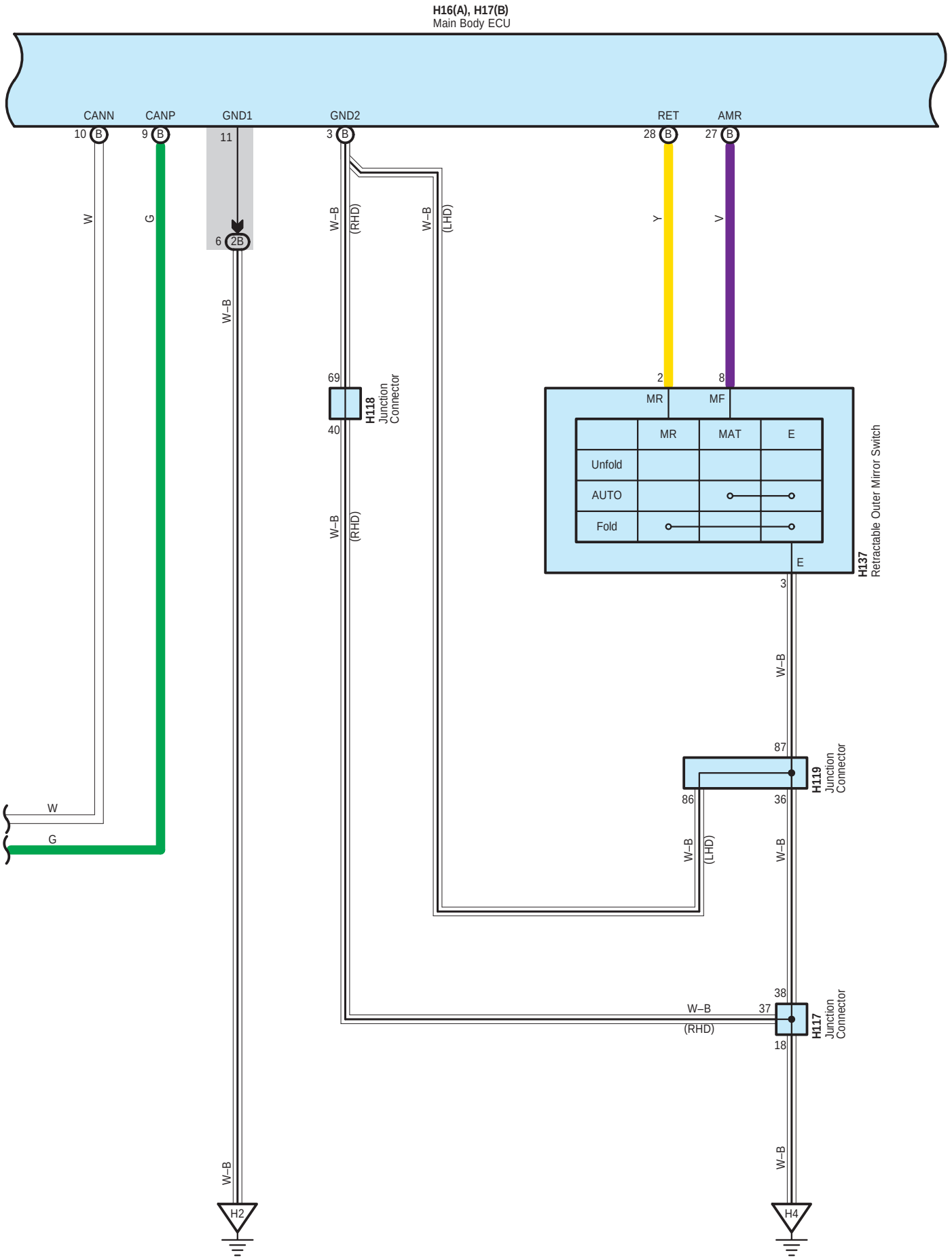
H16(A), H17(B)
Main Body ECU
CANN
CANP
GND1
GND2
RET
AMR
10 B
9 B
11
3 B
28 B
27 B
W
G
6 2B
W–B
W–B (RHD)
W–B (LHD)
Y
V
69
40
H118 Junction Connector
2
8
MR
MF
MR
MAT
E
Unfold
AUTO
Fold
E
H137 Retractable Outer Mirror Switch
3
W–B
87
86
36
H119 Junction Connector
W–B (LHD)
W–B
38
37
18
W–B (RHD)
H117 Junction Connector
W–B
H2
H4

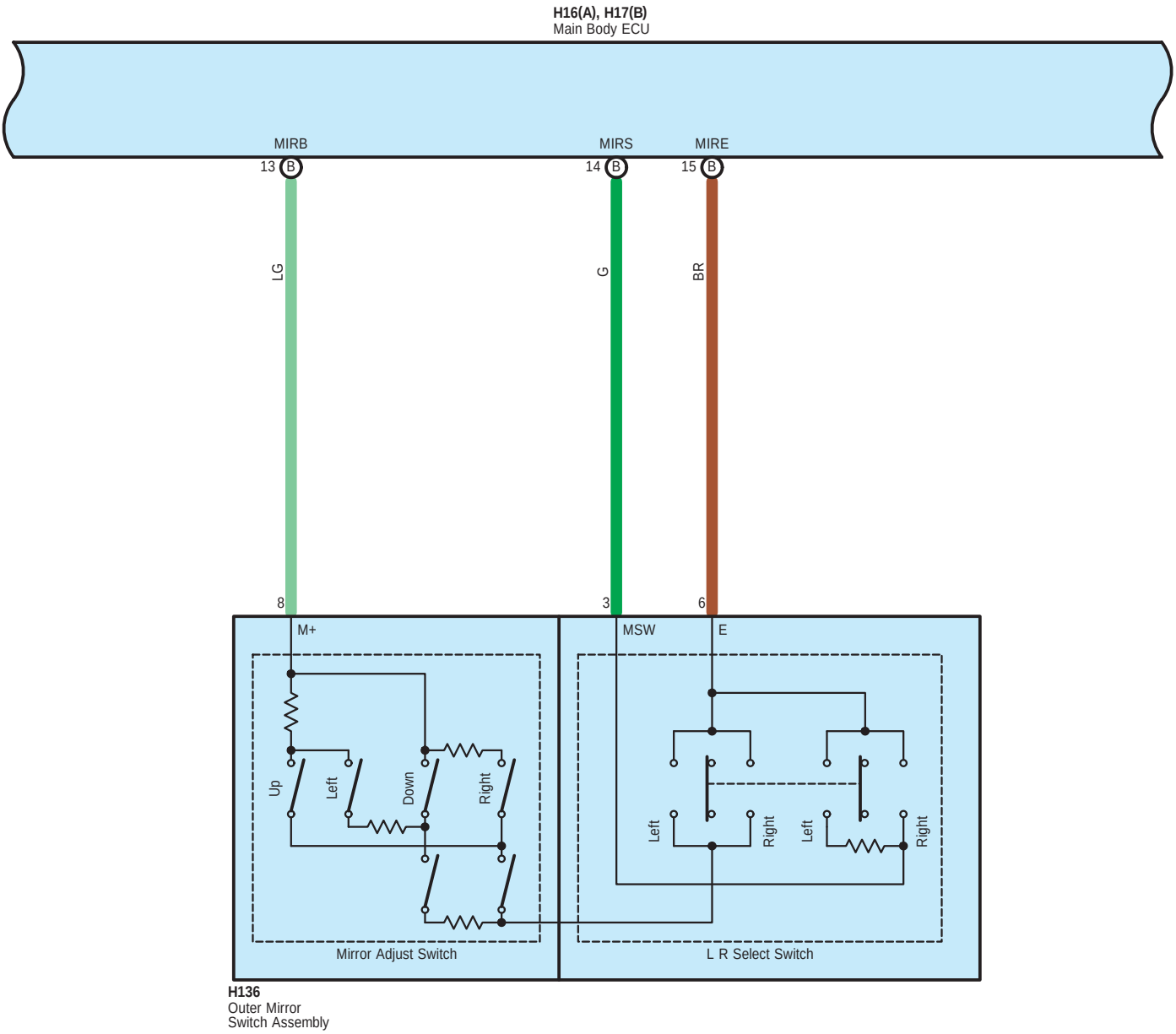
H16(A), H17(B)
Main Body ECU
MIRB
MIRS
MIRE
13 B
14 B
15 B
LG
G
BR
8
3
6
M+
MSW
E
Up
Left
Down
Right
Left
Right
Left
Right
Mirror Adjust Switch
L R Select Switch
H136
Outer Mirror
Switch Assembly

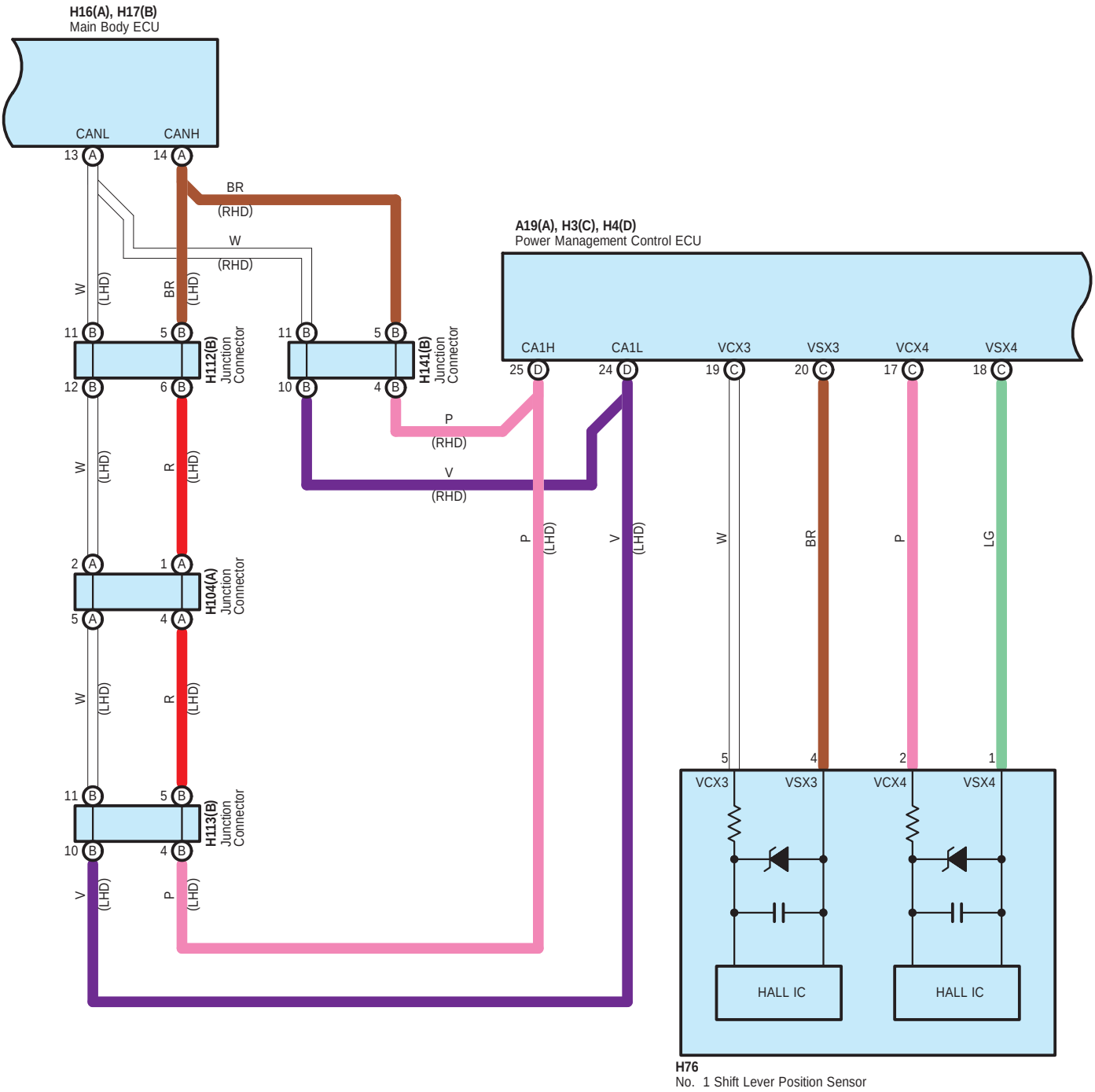
H16(A), H17(B)
Main Body ECU
CANL
CANH
13 A
14 A
BR
(RHD)
W
(RHD)
W
(LHD)
BR
(LHD)
11 B
5 B
12 B
6 B
H112(B)
Junction
Connector
11 B
5 B
10 B
4 B
H141(B)
Junction
Connector
A19(A), H3(C), H4(D)
Power Management Control ECU
CA1H
CA1L
VCX3
VSX3
VCX4
VSX4
25 D
24 D
19 C
20 C
17 C
18 C
P
(RHD)
V
(RHD)
W
(LHD)
R
(LHD)
P
(LHD)
V
(LHD)
W
BR
P
LG
2 A
1 A
5 A
4 A
H104(A)
Junction
Connector
W
(LHD)
R
(LHD)
11 B
5 B
10 B
4 B
H113(B)
Junction
Connector
V
(LHD)
P
(LHD)
5
4
2
1
VCX3
VSX3
VCX4
VSX4
HALL IC
HALL IC
H76
No. 1 Shift Lever Position Sensor

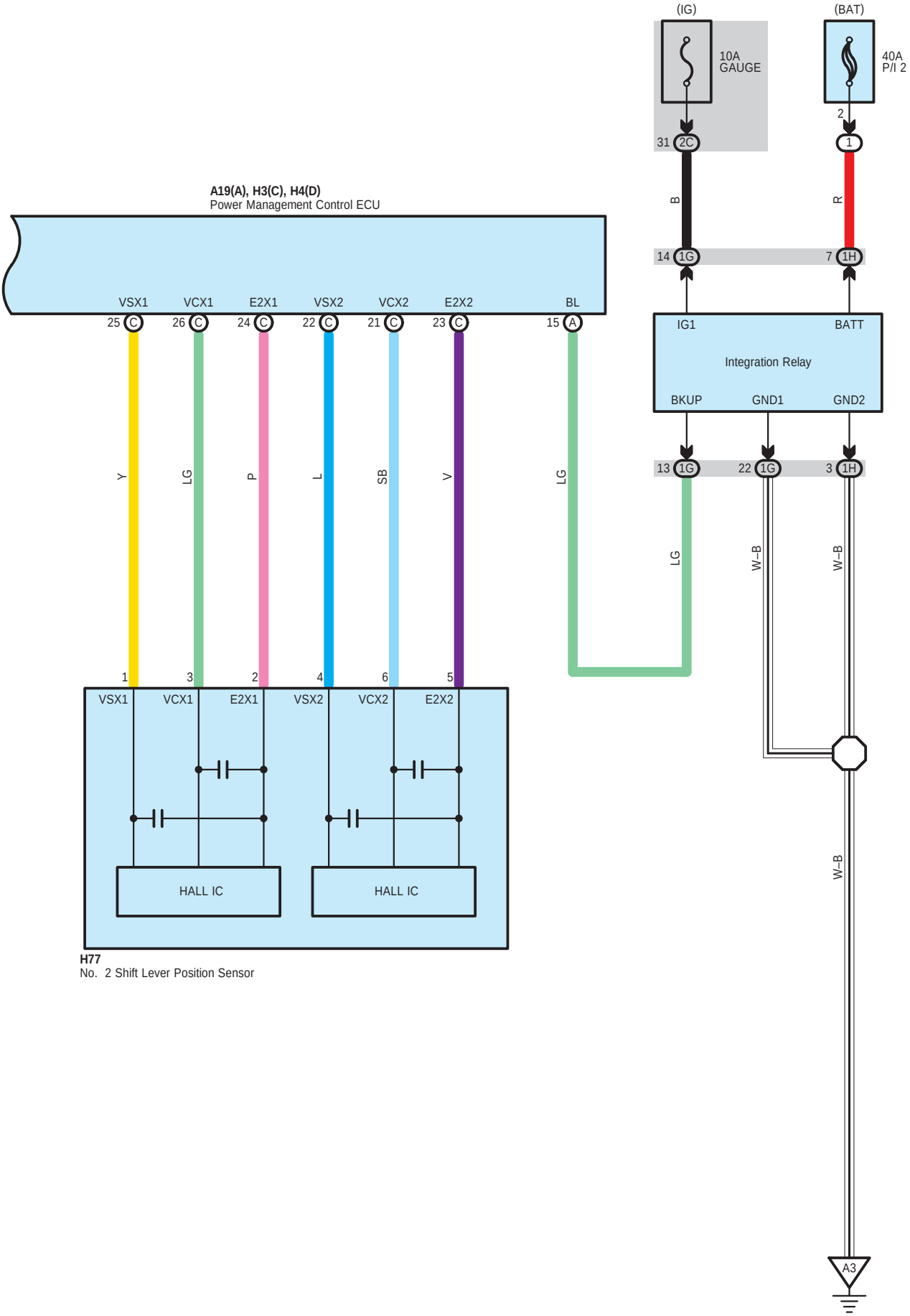
(IG)
(BAT)
10A
GAUGE
40A
P/I 2
2
31 2C
1
B
R
14 1G
7 1H
A19(A), H3(C), H4(D)
Power Management Control ECU
VSX1
VCX1
E2X1
VSX2
VCX2
E2X2
BL
25 C
26 C
24 C
22 C
21 C
23 C
15 A
IG1
BATT
Integration Relay
BKUP
GND1
GND2
Y
LG
P
L
SB
V
LG
13 1G
22 1G
3 1H
LG
W–B
W–B
1
3
2
4
6
5
VSX1
VCX1
E2X1
VSX2
VCX2
E2X2
HALL IC
HALL IC
W–B
A3
H77
No. 2 Shift Lever Position Sensor

A 19
Gray

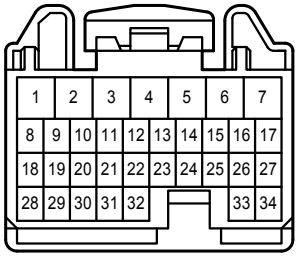

H 3
Gray

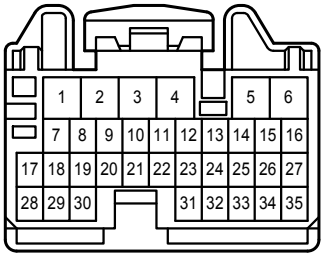

H 4
Gray

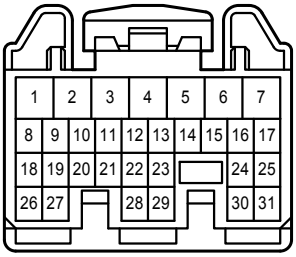

H 16
Black

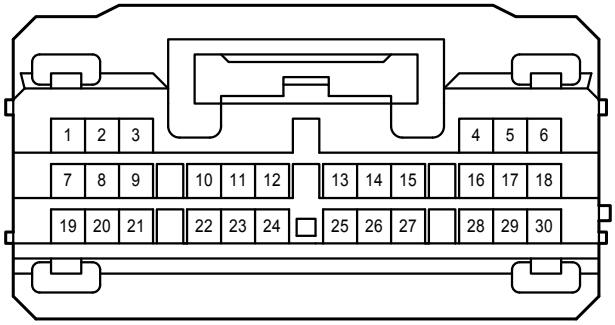

H 17
White

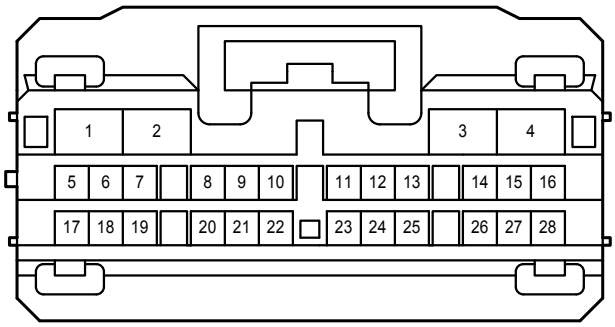

H 76
White

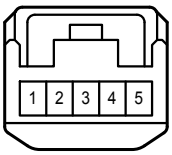

H 77
Black

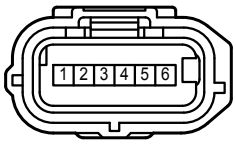

H 92
White

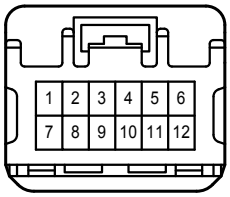

H 94
White

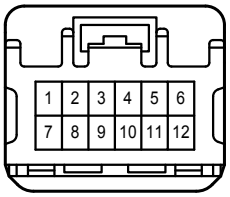

H 99
White

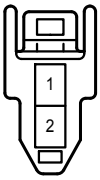

H100
White

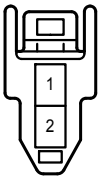

H101
White

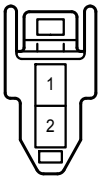

H102
White

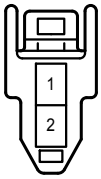

H104
White

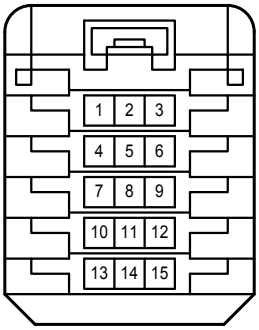

H112
Blue

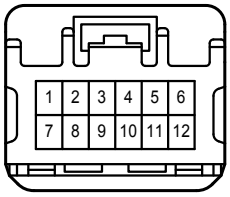

H113
Gray

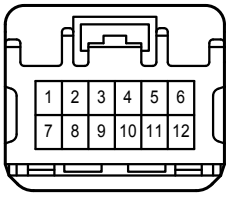

H117
White

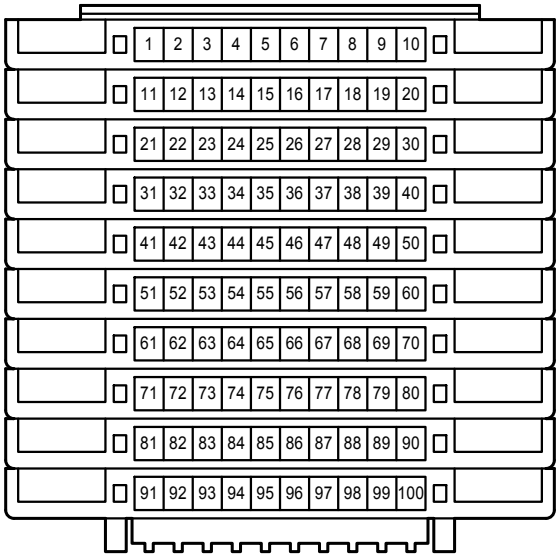

H118
White

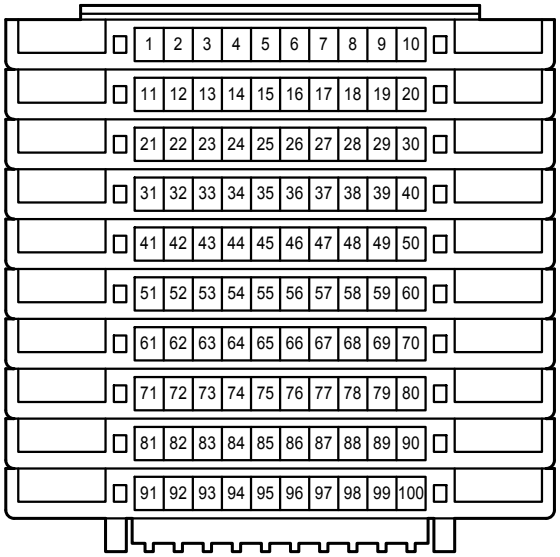

H119
White

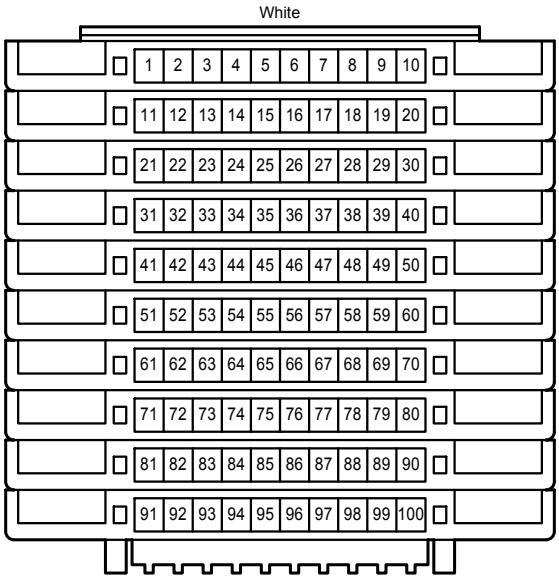

H136
Black

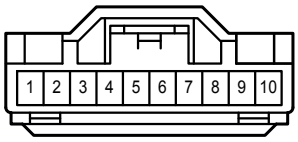

H137
White

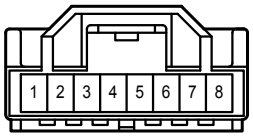

H141
Gray

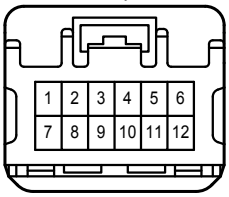

J 8
White

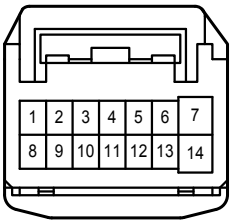

K 7
White

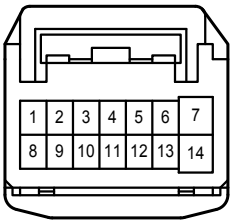

W 4
White

X 5
White

z 6
White

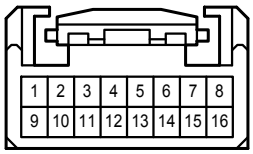

z 7
White

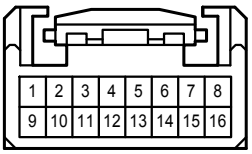

z 15
White

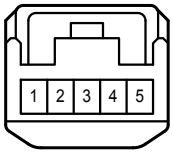

z 17
White

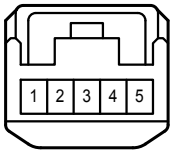

1G
White

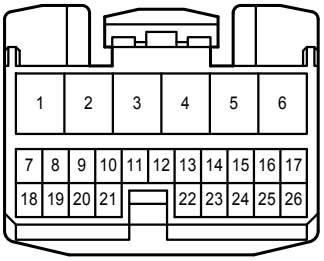

1H
White



2A
White

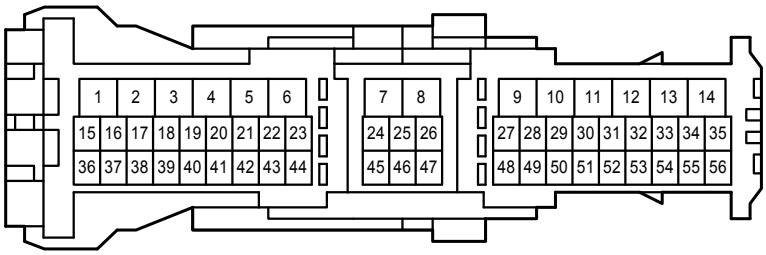

2B
White

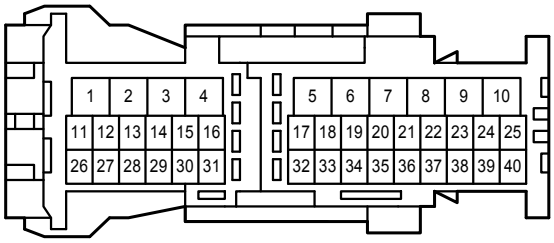

2C
White

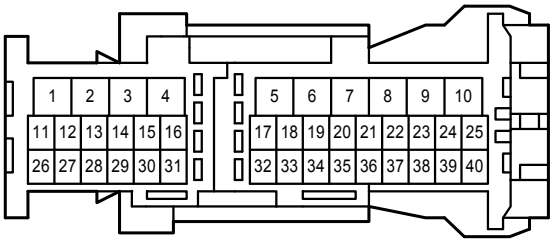

JH1
White

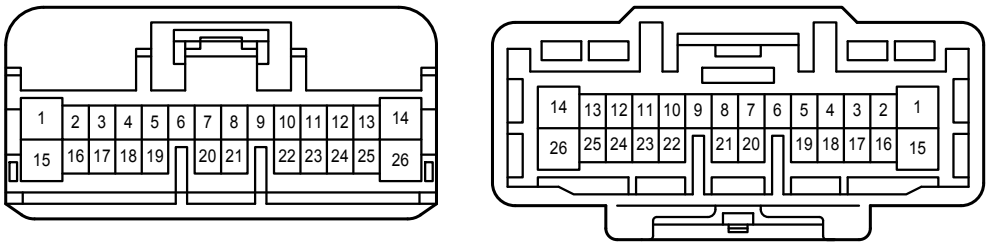

JH2
White

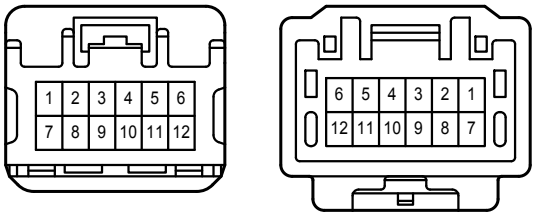

Jz1
White

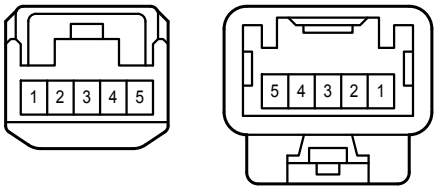

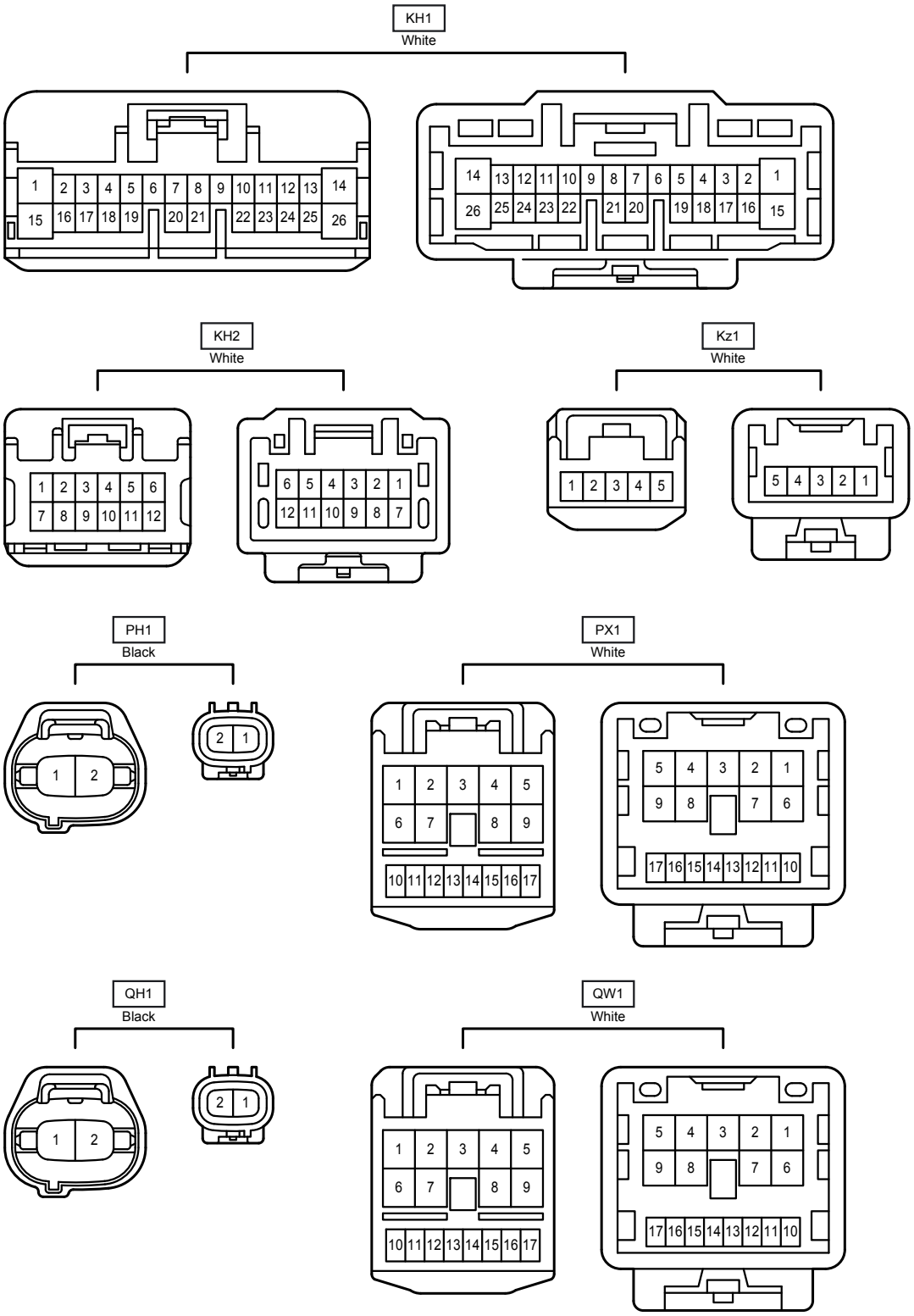
KH1
White
KH2
White
Kz1
White
PH1
Black
PX1
White
QH1
Black
QW1
White