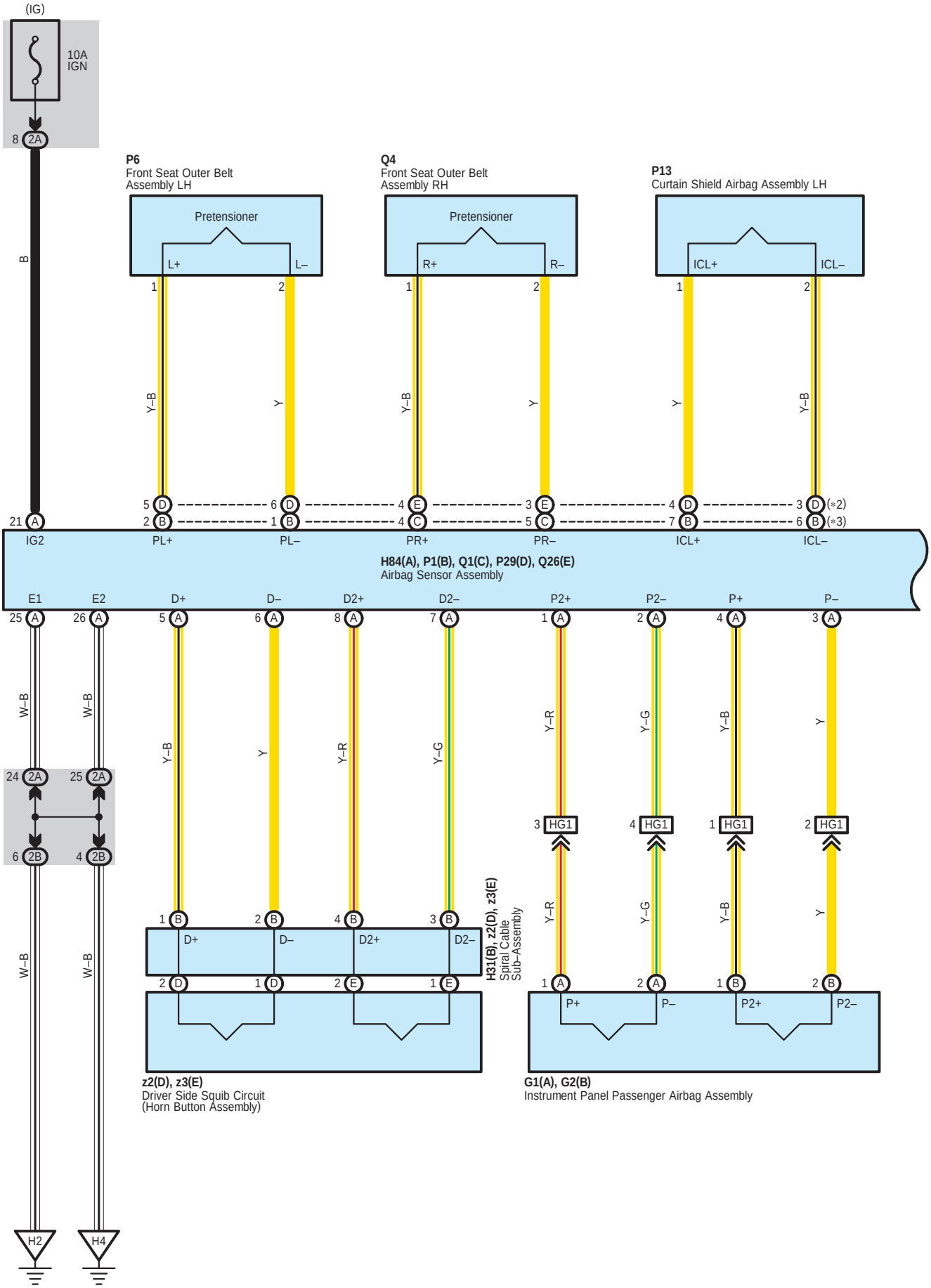
(IG)
10A
IGN
8 2A
B
P6
Front Seat Outer Belt
Assembly LH
Pretensioner
L+
L–
Q4
Front Seat Outer Belt
Assembly RH
Pretensioner
R+
R–
P13
Curtain Shield Airbag Assembly LH
ICL+
ICL–
Y–B
Y
(*2)
(*3)
21 A
IG2
PL+
PL–
PR+
PR–
ICL+
ICL–
H84(A), P1(B), Q1(C), P29(D), Q26(E)
Airbag Sensor Assembly
E1
E2
D+
D–
D2+
D2–
P2+
P2–
P+
P–
W–B
24 2A
25 2A
6 2B
4 2B
HG1
H31(B), z2(D), z3(E)
Spiral Cable
Sub-Assembly
z2(D), z3(E)
Driver Side Squib Circuit
(Horn Button Assembly)
G1(A), G2(B)
Instrument Panel Passenger Airbag Assembly
H2
H4

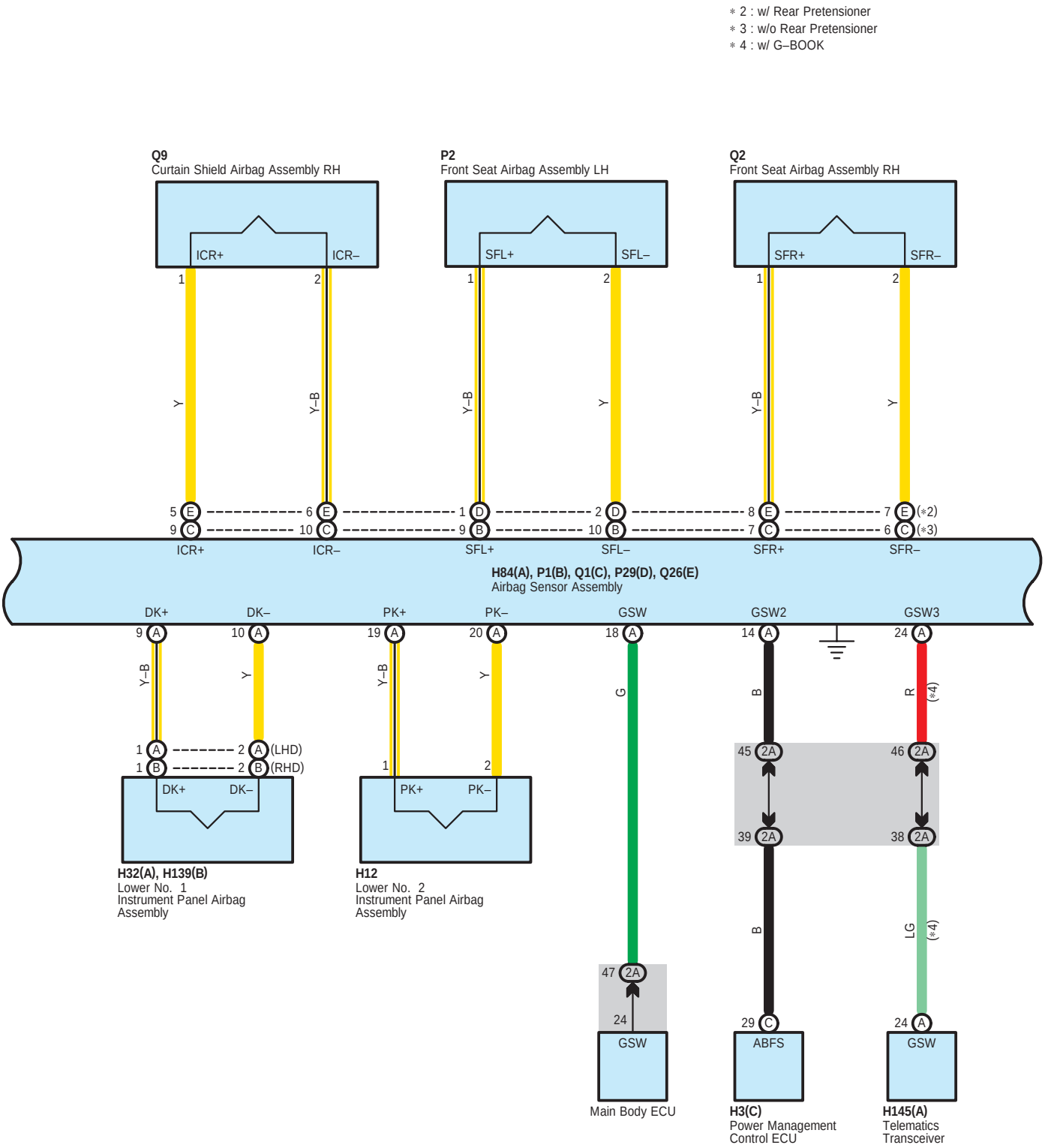
∗ 2 : w/ Rear Pretensioner
∗ 3 : w/o Rear Pretensioner
∗ 4 : w/ G–BOOK
Q9
Curtain Shield Airbag Assembly RH
ICR+
ICR–
P2
Front Seat Airbag Assembly LH
SFL+
SFL–
Q2
Front Seat Airbag Assembly RH
SFR+
SFR–
Y
Y–B
(∗2)
(∗3)
H84(A), P1(B), Q1(C), P29(D), Q26(E)
Airbag Sensor Assembly
DK+
DK–
PK+
PK–
GSW
GSW2
GSW3
(LHD)
(RHD)
(∗4)
G
B
R
LG
H32(A), H139(B)
Lower No. 1
Instrument Panel Airbag
Assembly
H12
Lower No. 2
Instrument Panel Airbag
Assembly
Main Body ECU
ABFS
H3(C)
Power Management
Control ECU
H145(A)
Telematics
Transceiver

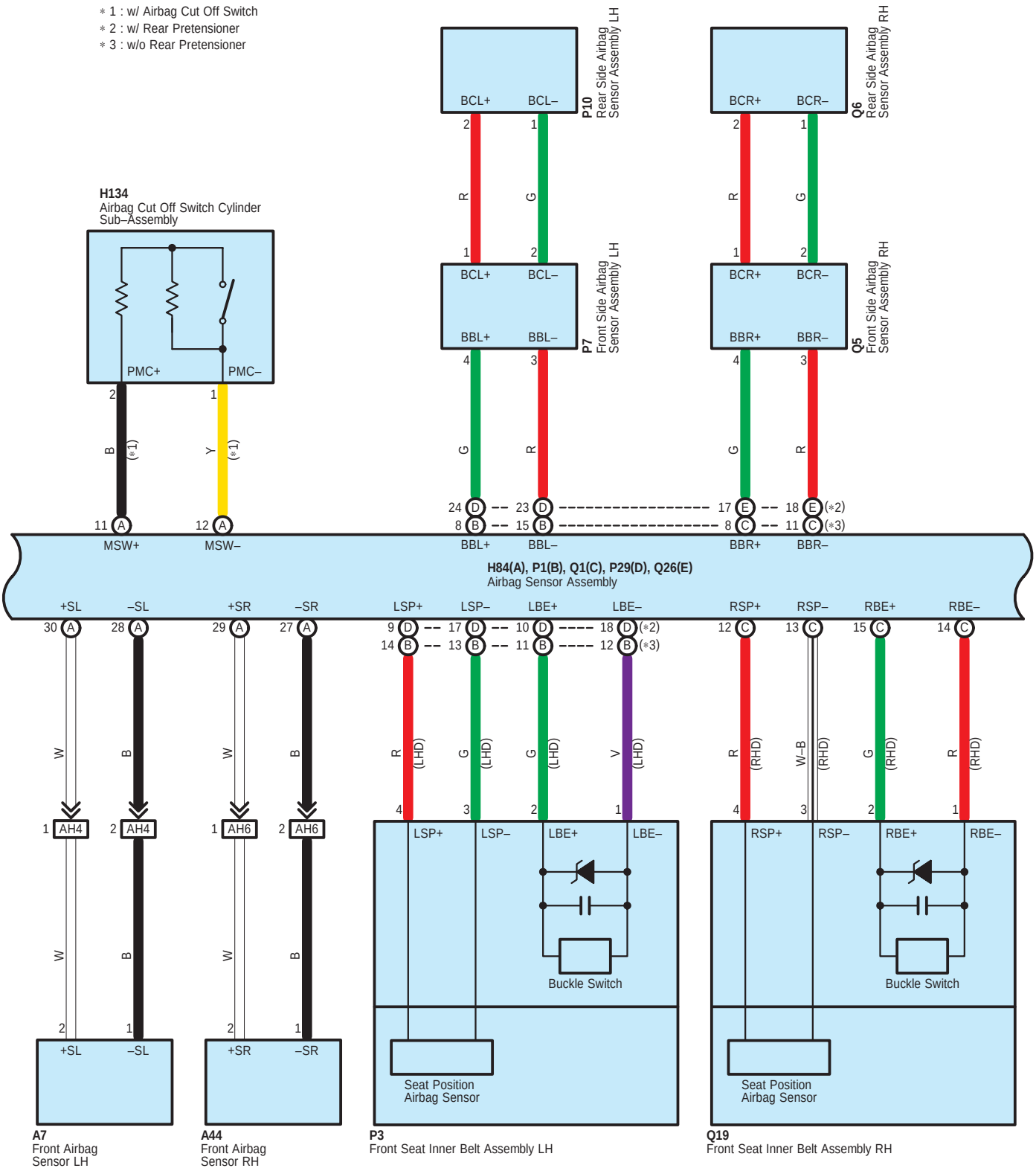
∗ 1 : w/ Airbag Cut Off Switch
∗ 2 : w/ Rear Pretensioner
∗ 3 : w/o Rear Pretensioner
H134
Airbag Cut Off Switch Cylinder Sub–Assembly
PMC+
PMC–
P10
Rear Side Airbag Sensor Assembly LH
Q6
Rear Side Airbag Sensor Assembly RH
P7
Front Side Airbag Sensor Assembly LH
Q5
Front Side Airbag Sensor Assembly RH
BCL+
BCL–
BBL+
BBL–
BCR+
BCR–
BBR+
BBR–
MSW+
MSW–
H84(A), P1(B), Q1(C), P29(D), Q26(E)
Airbag Sensor Assembly
+SL
–SL
+SR
–SR
LSP+
LSP–
LBE+
LBE–
RSP+
RSP–
RBE+
RBE–
AH4
AH6
Buckle Switch
Seat Position Airbag Sensor
A7
Front Airbag Sensor LH
A44
Front Airbag Sensor RH
P3
Front Seat Inner Belt Assembly LH
Q19
Front Seat Inner Belt Assembly RH

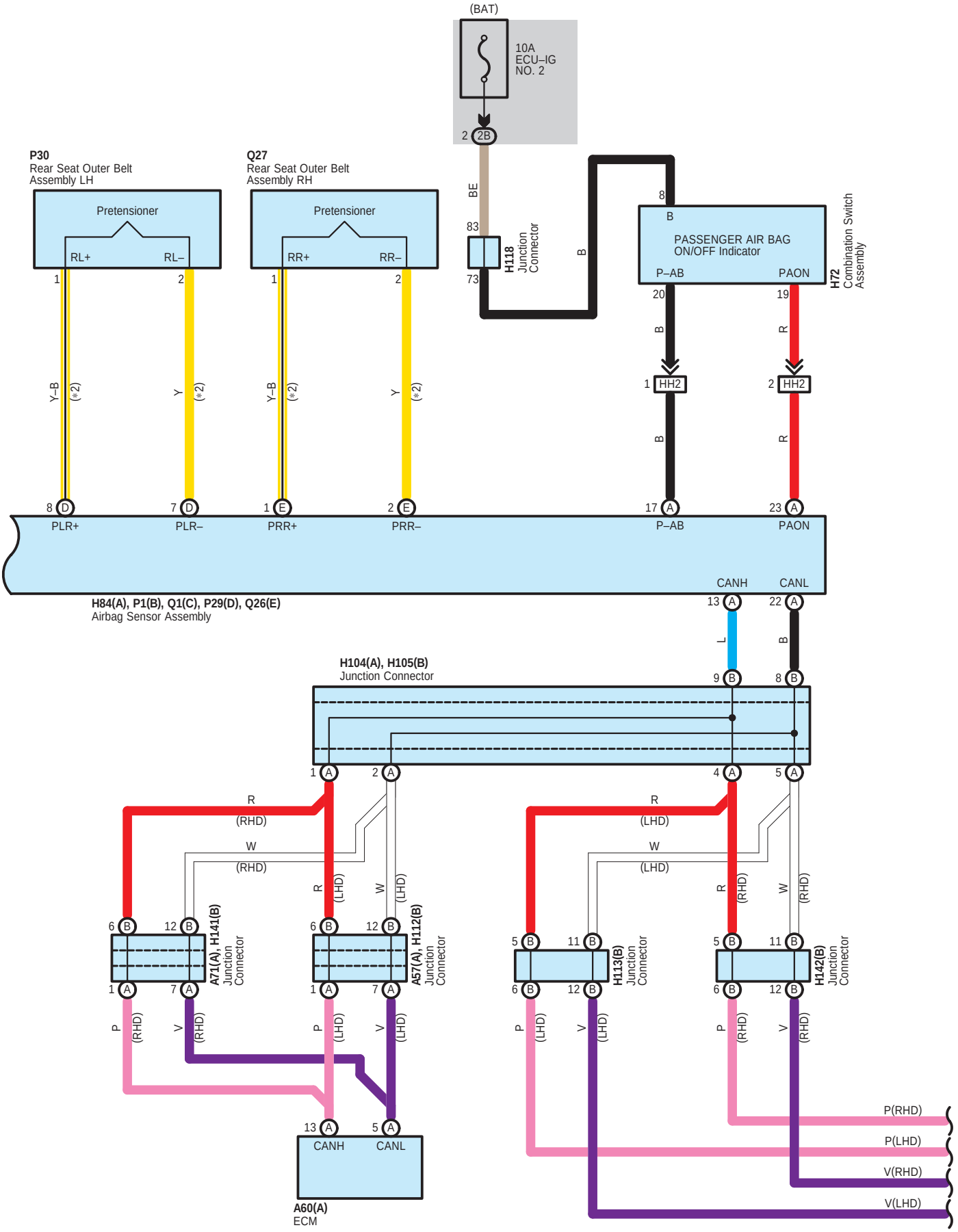
(BAT)
10A
ECU–IG
NO. 2
2 2B
BE
83
H118
Junction
Connector
73
B
8
B
PASSENGER AIR BAG
ON/OFF Indicator
P–AB
PAON
H72
Combination Switch
Assembly
20
19
B
R
1 HH2
2 HH2
B
R
17 A
23 A
P–AB
PAON
P30
Rear Seat Outer Belt
Assembly LH
Pretensioner
RL+
RL–
1
2
Y–B
(*2)
Y
(*2)
8 D
7 D
PLR+
PLR–
Q27
Rear Seat Outer Belt
Assembly RH
Pretensioner
RR+
RR–
1
2
Y–B
(*2)
Y
(*2)
1 E
2 E
PRR+
PRR–
H84(A), P1(B), Q1(C), P29(D), Q26(E)
Airbag Sensor Assembly
CANH
CANL
13 A
22 A
L
B
9 B
8 B
H104(A), H105(B)
Junction Connector
1 A
2 A
4 A
5 A
R
(RHD)
W
(RHD)
R
(LHD)
W
(LHD)
R
(LHD)
W
(LHD)
R
(RHD)
W
(RHD)
6 B
12 B
A71(A), H141(B)
Junction
Connector
1 A
7 A
6 B
12 B
A57(A), H112(B)
Junction
Connector
1 A
7 A
5 B
11 B
H113(B)
Junction
Connector
6 B
12 B
5 B
11 B
H142(B)
Junction
Connector
6 B
12 B
P
(RHD)
V
(RHD)
P
(LHD)
V
(LHD)
P
(LHD)
V
(LHD)
P
(RHD)
V
(RHD)
13 A
5 A
CANH
CANL
A60(A)
ECM
P(RHD)
P(LHD)
V(RHD)
V(LHD)

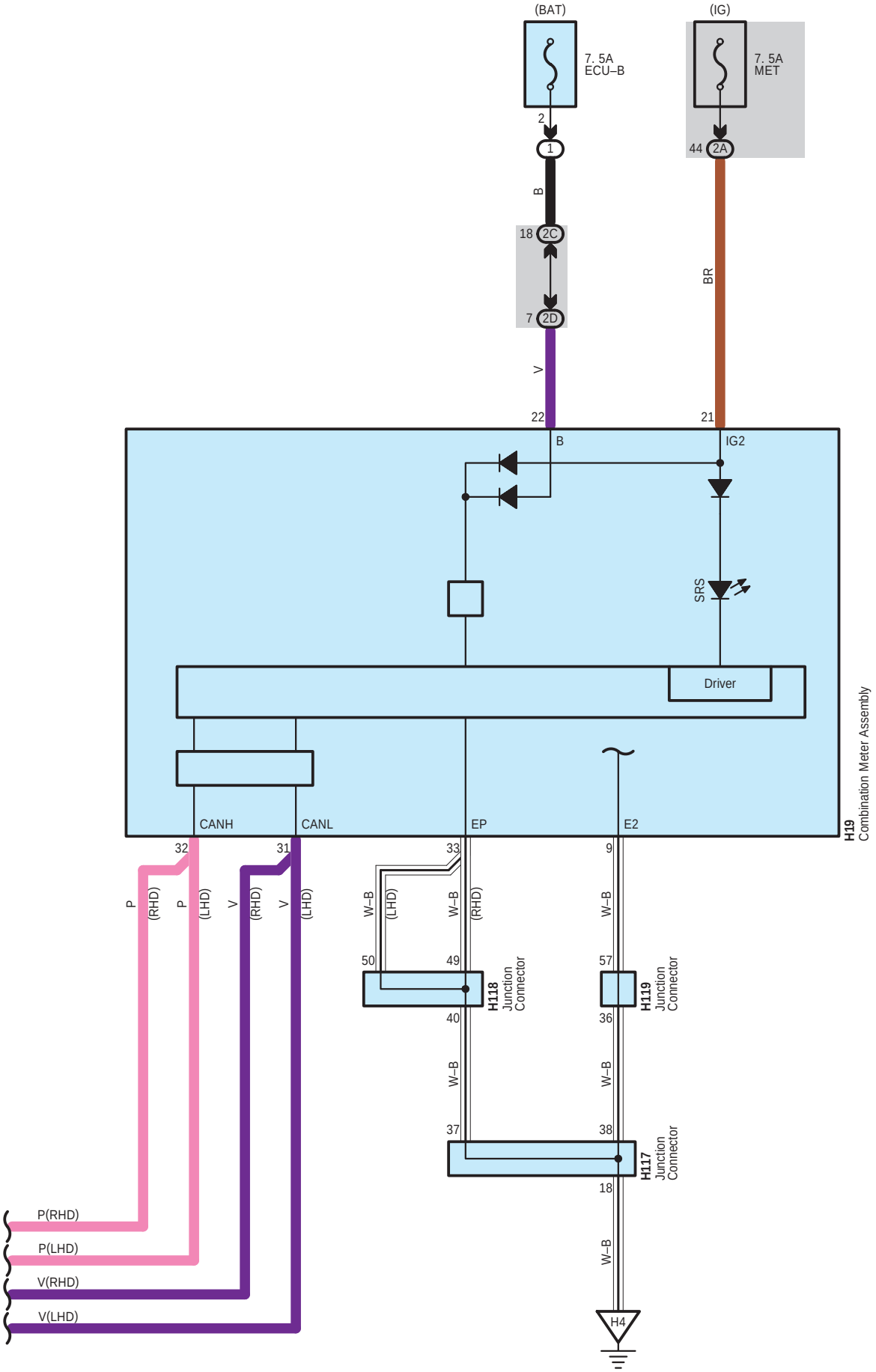
(BAT)
(IG)
7. 5A
ECU–B
7. 5A
MET
2
1
B
18
2C
7
2D
V
44
2A
BR
22
21
B
IG2
SRS
Driver
CANH
CANL
EP
E2
H19
Combination Meter Assembly
32
31
33
9
P
(RHD)
P
(LHD)
V
(RHD)
V
(LHD)
W–B
(LHD)
W–B
(RHD)
W–B
50
49
57
H118
Junction
Connector
H119
Junction
Connector
40
36
W–B
W–B
37
38
H117
Junction
Connector
18
W–B
H4
P(RHD)
P(LHD)
V(RHD)
V(LHD)

A 7
Yellow



A 44
Yellow

A 57
Blue

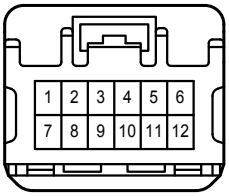

A 60
Black

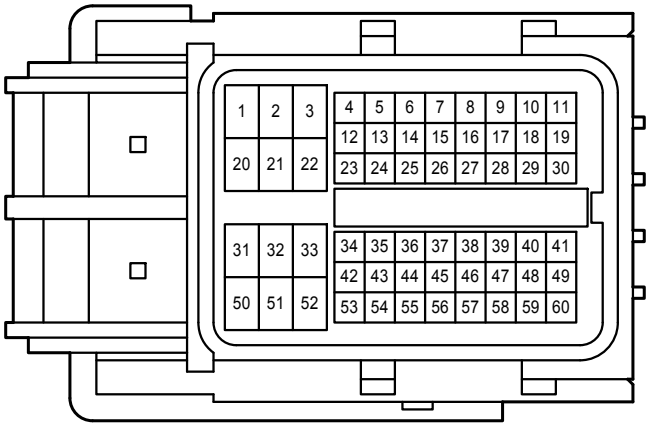

A 71
Gray

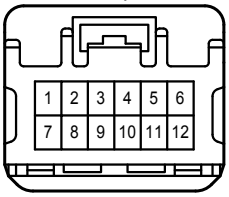

G 1
Black

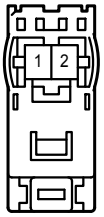

G 2
Orange

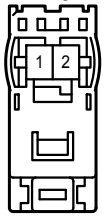

H 3
Gray

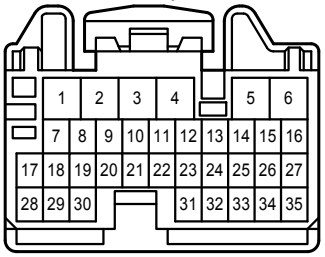

H 12
Yellow

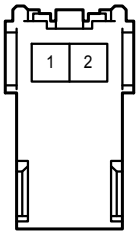

H 19
White

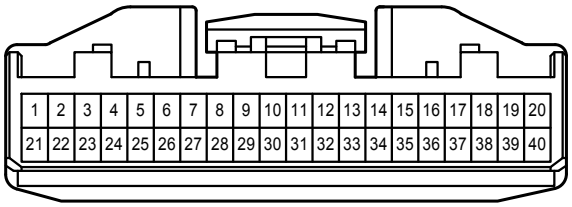

H 31
Yellow

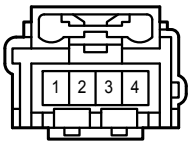

H 32
Black



H 72
Black

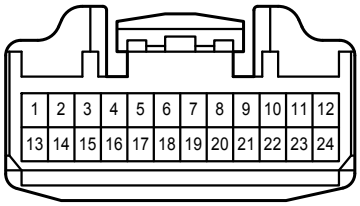

H 84
Yellow

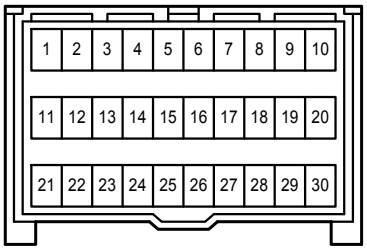

H104
White

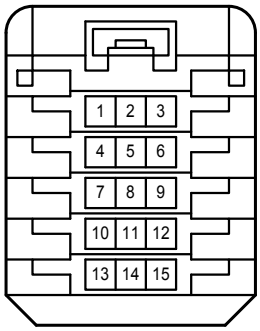

H105
White

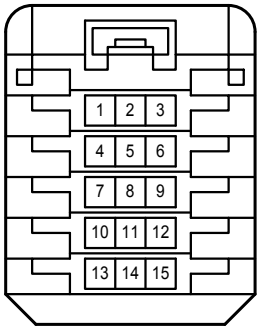

H112
Blue

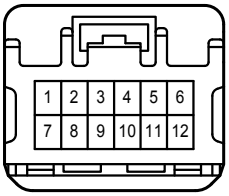

H113
Gray

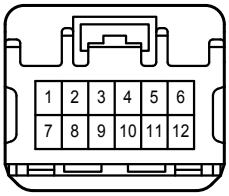

H117
White

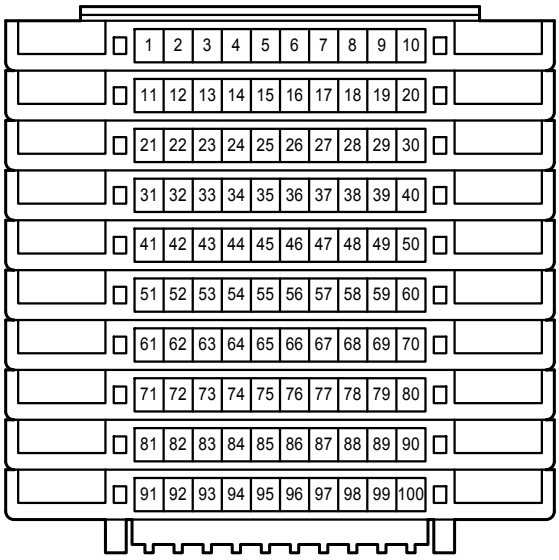

H118
White

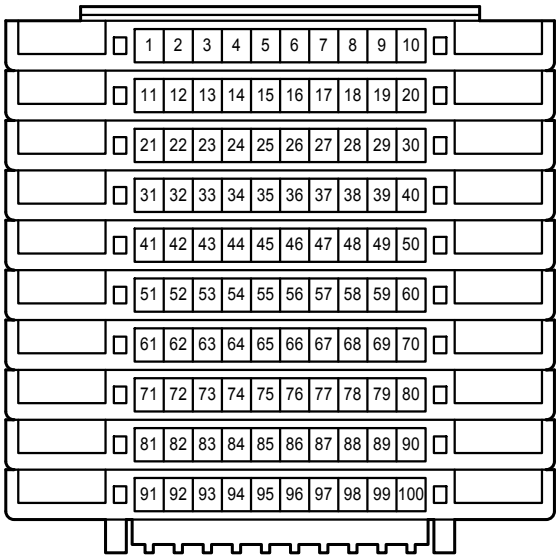

H119
White

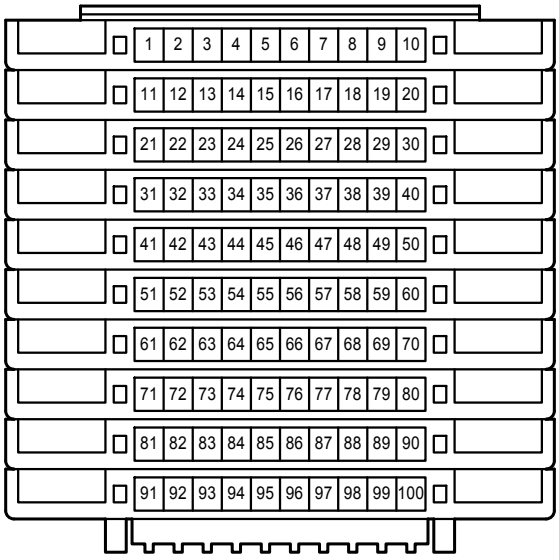

H134
White



H139
Yellow

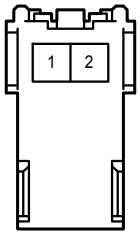

H141
Gray

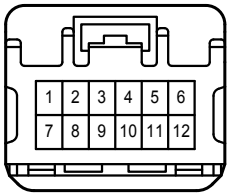

H142
Blue

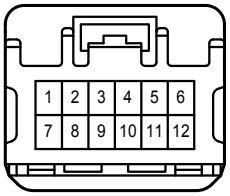

H145
White

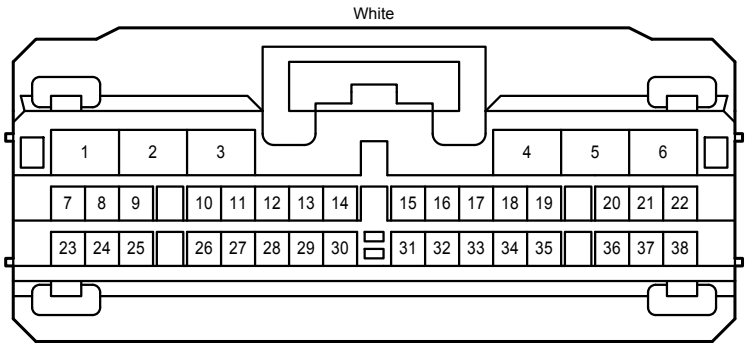

P 1
Yellow

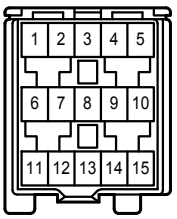

P 2
Yellow

P 3
Gray

P 6
Black



P 7
Yellow

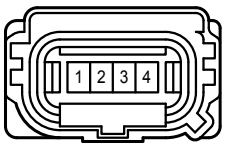

P 10
Yellow

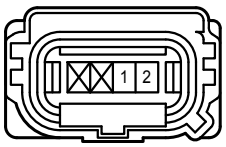

P 13
Black

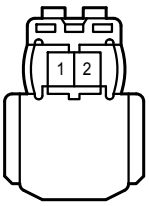

P 29
Yellow

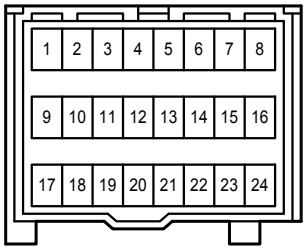

P 30
Black



Q 1
Yellow

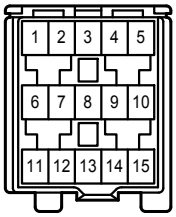

Q 2
Yellow



Q 4
Black



Q 5
Yellow

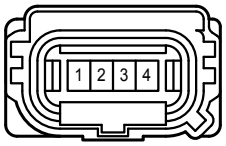

Q 6
Yellow

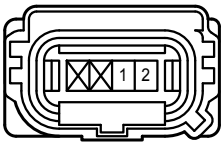

Q 9
Black

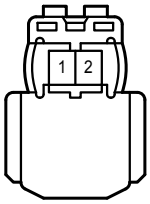

Q 19
Gray

Q 26
Yellow

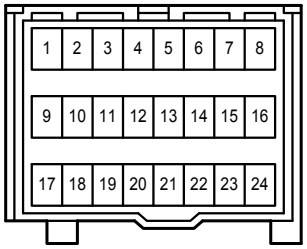

Q 27
Black



z 2
Orange

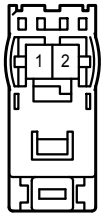

z 3
Black

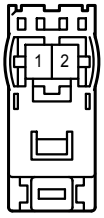

2A
White

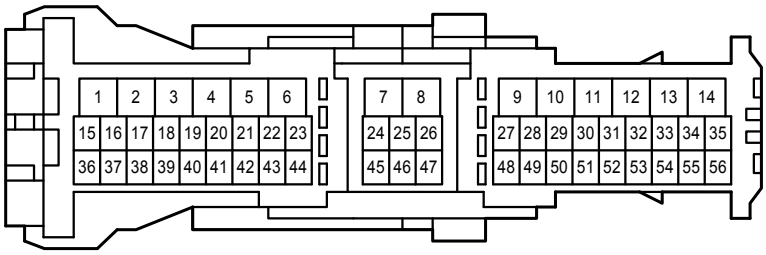

2B
White

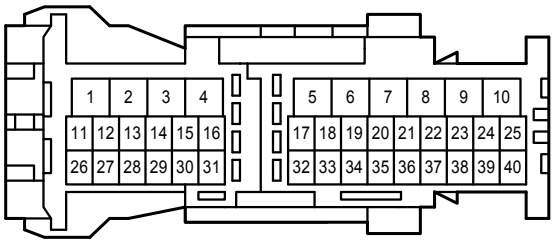

2C
White

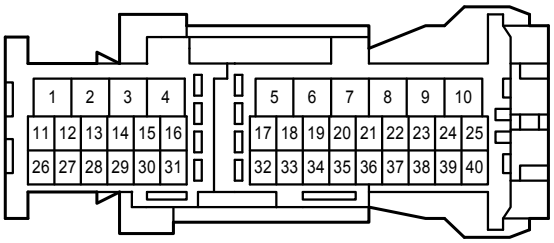

2D
White

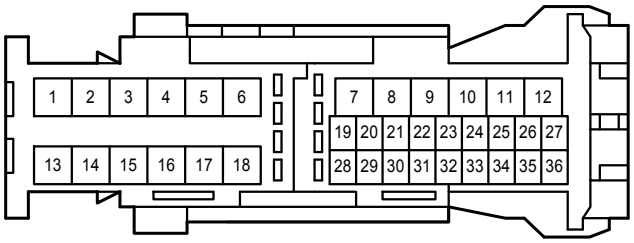

AH4
Yellow

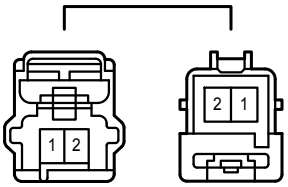

AH6
Yellow

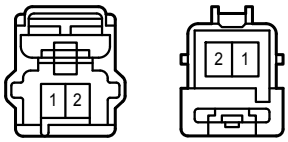

HG1
Yellow

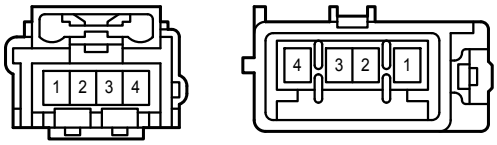
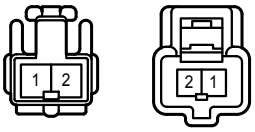
HH2
White