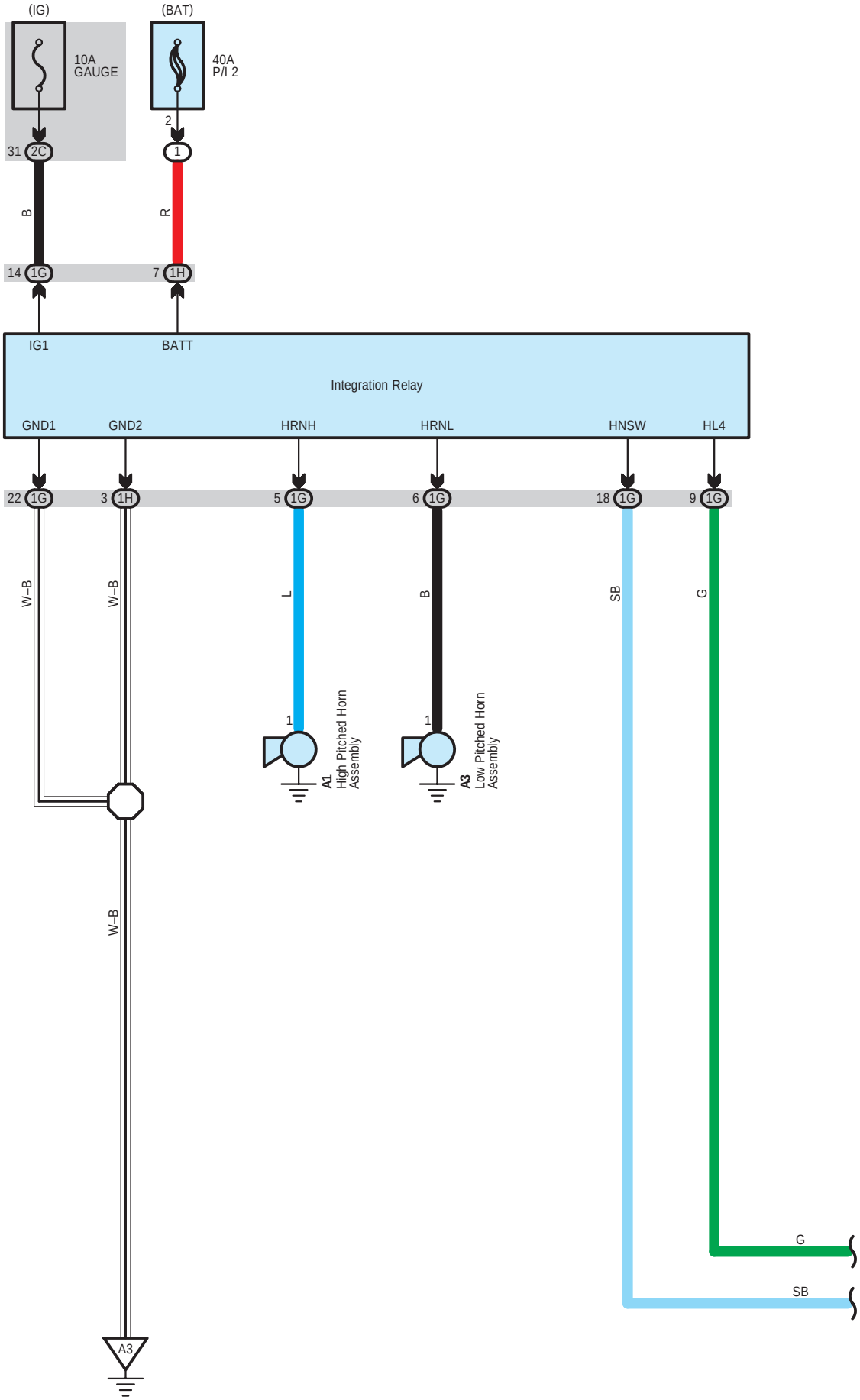
(IG)
(BAT)
10A
GAUGE
40A
P/I 2
2
31
2C
1
B
R
14
1G
7
1H
IG1
BATT
Integration Relay
GND1
GND2
HRNH
HRNL
HNSW
HL4
22
1G
3
1H
5
1G
6
1G
18
1G
9
1G
W–B
W–B
L
B
SB
G
1
A1
High Pitched Horn
Assembly
1
A3
Low Pitched Horn
Assembly
W–B
G
SB
A3

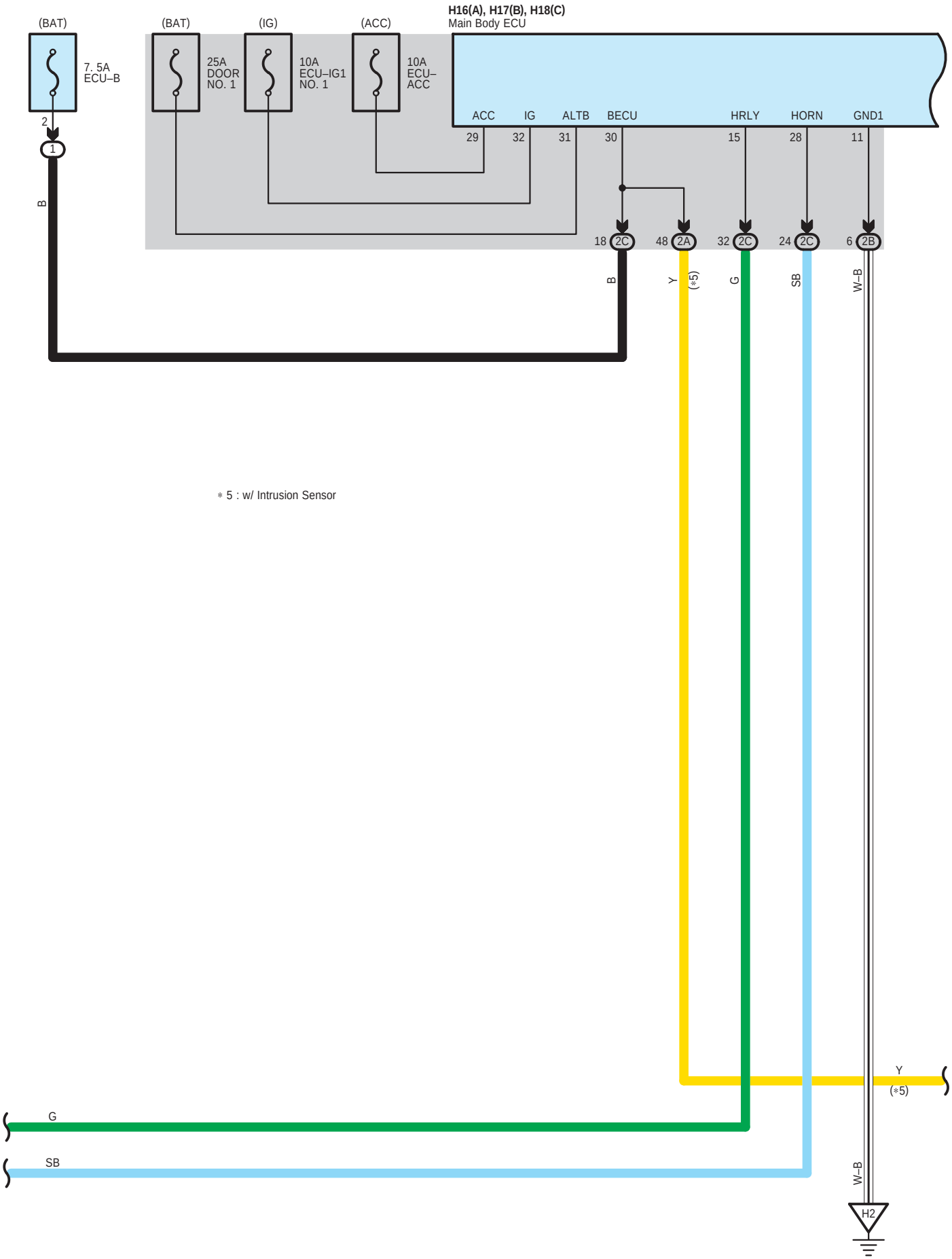

* 5 : w/ Intrusion Sensor

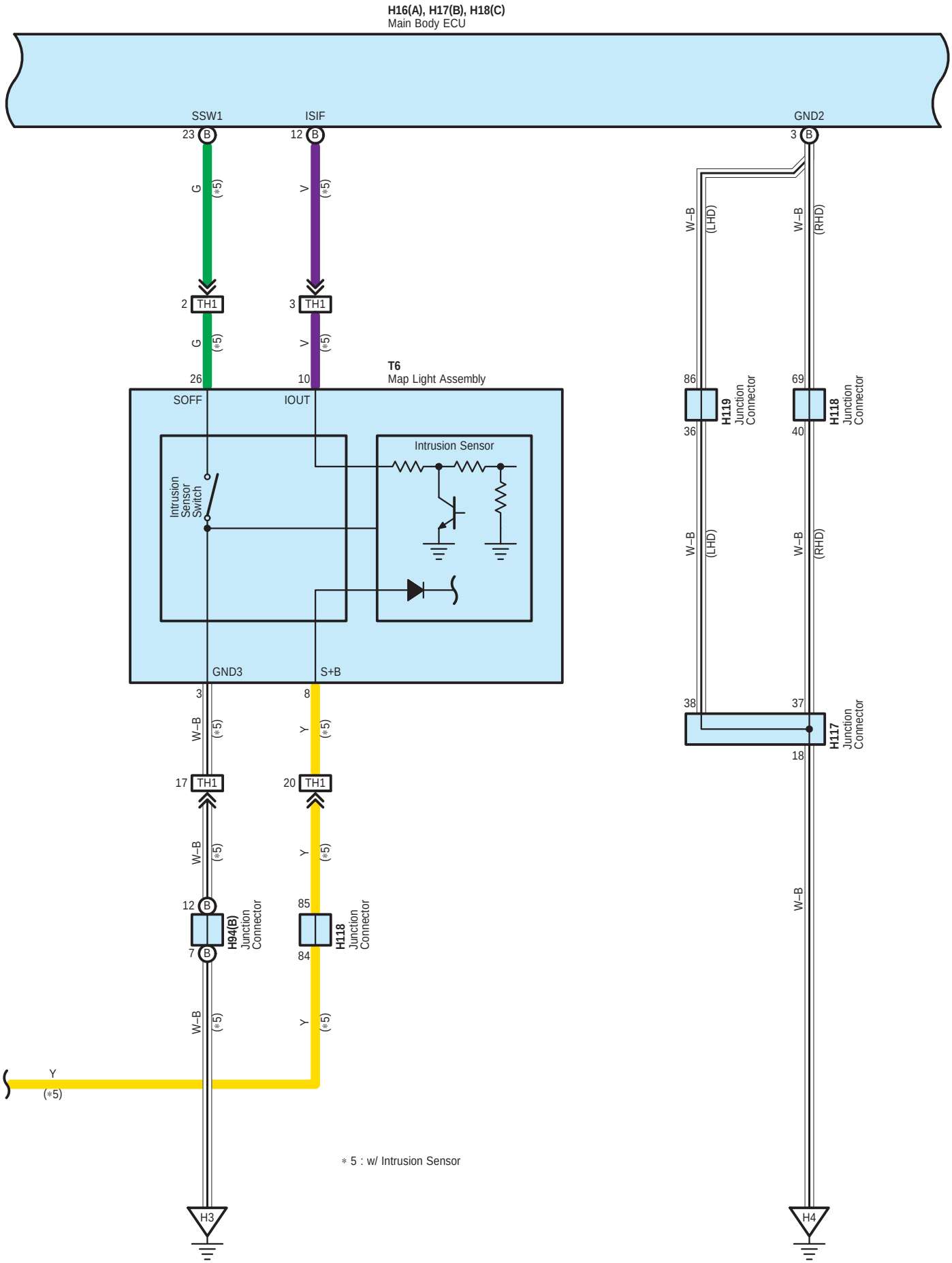

∗ 5 : w/ Intrusion Sensor

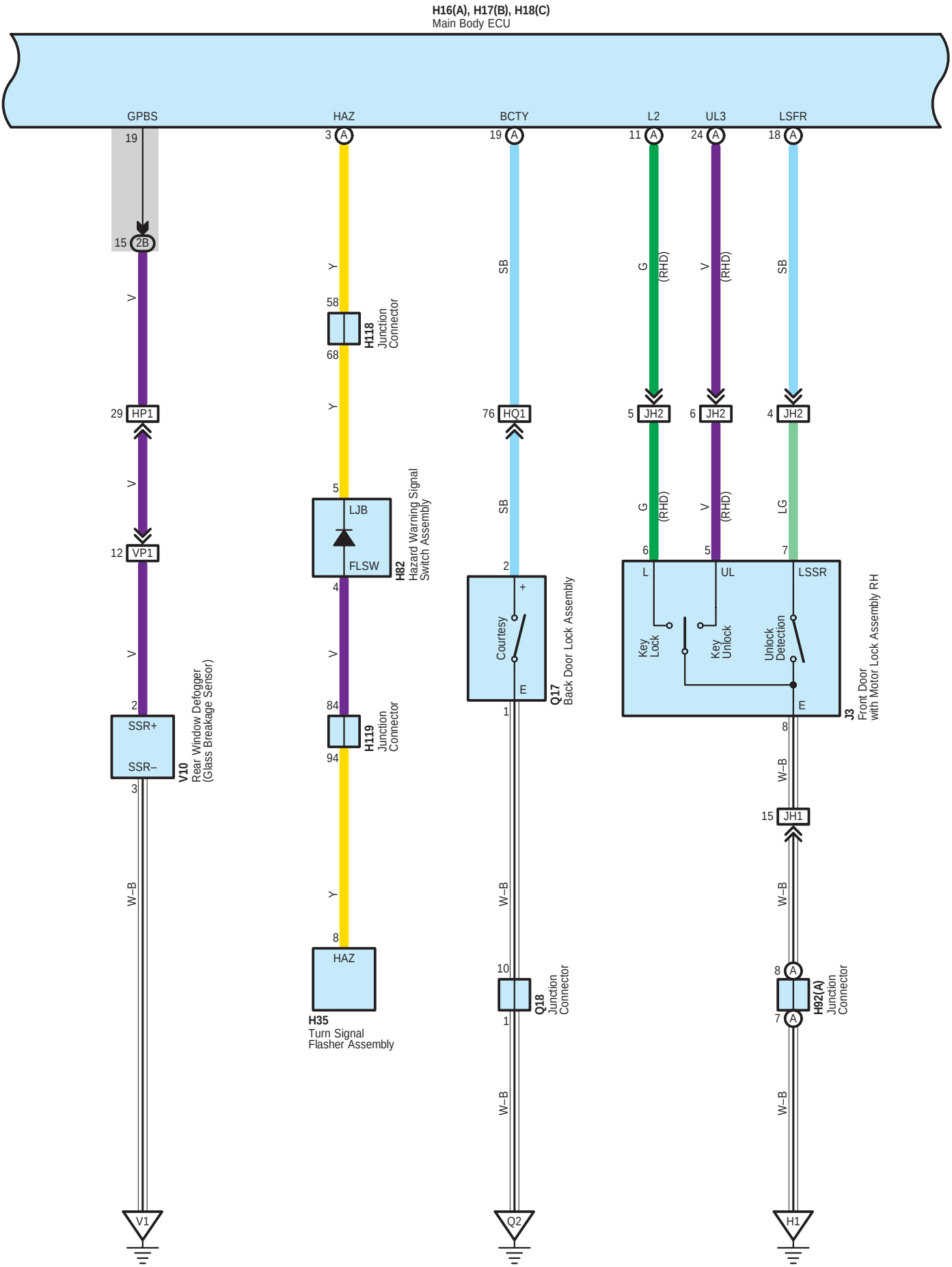
H16(A), H17(B), H18(C)
Main Body ECU
GPBS
HAZ
BCTY
L2
UL3
LSFR
19
15 2B
V
29 HP1
V
12 VP1
V
2
SSR+
SSR–
3
V10
Rear Window Defogger
(Glass Breakage Sensor)
W–B
V1
3 A
Y
58
68
H118
Junction
Connector
Y
5
LJB
FLSW
4
H82
Hazard Warning Signal
Switch Assembly
V
84
94
H119
Junction
Connector
Y
8
HAZ
H35
Turn Signal
Flasher Assembly
19 A
SB
76 HQ1
SB
2
+
Courtesy
E
1
Q17
Back Door Lock Assembly
W–B
10
1
Q18
Junction
Connector
W–B
Q2
11 A
G
(RHD)
5 JH2
G
(RHD)
6
24 A
V
(RHD)
6 JH2
V
(RHD)
5
18 A
SB
4 JH2
LG
7
L
UL
LSSR
Key
Lock
Key
Unlock
Unlock
Detection
E
J3
Front Door
with Motor Lock Assembly RH
8
W–B
15 JH1
W–B
8 A
7 A
H92(A)
Junction
Connector
W–B
H1

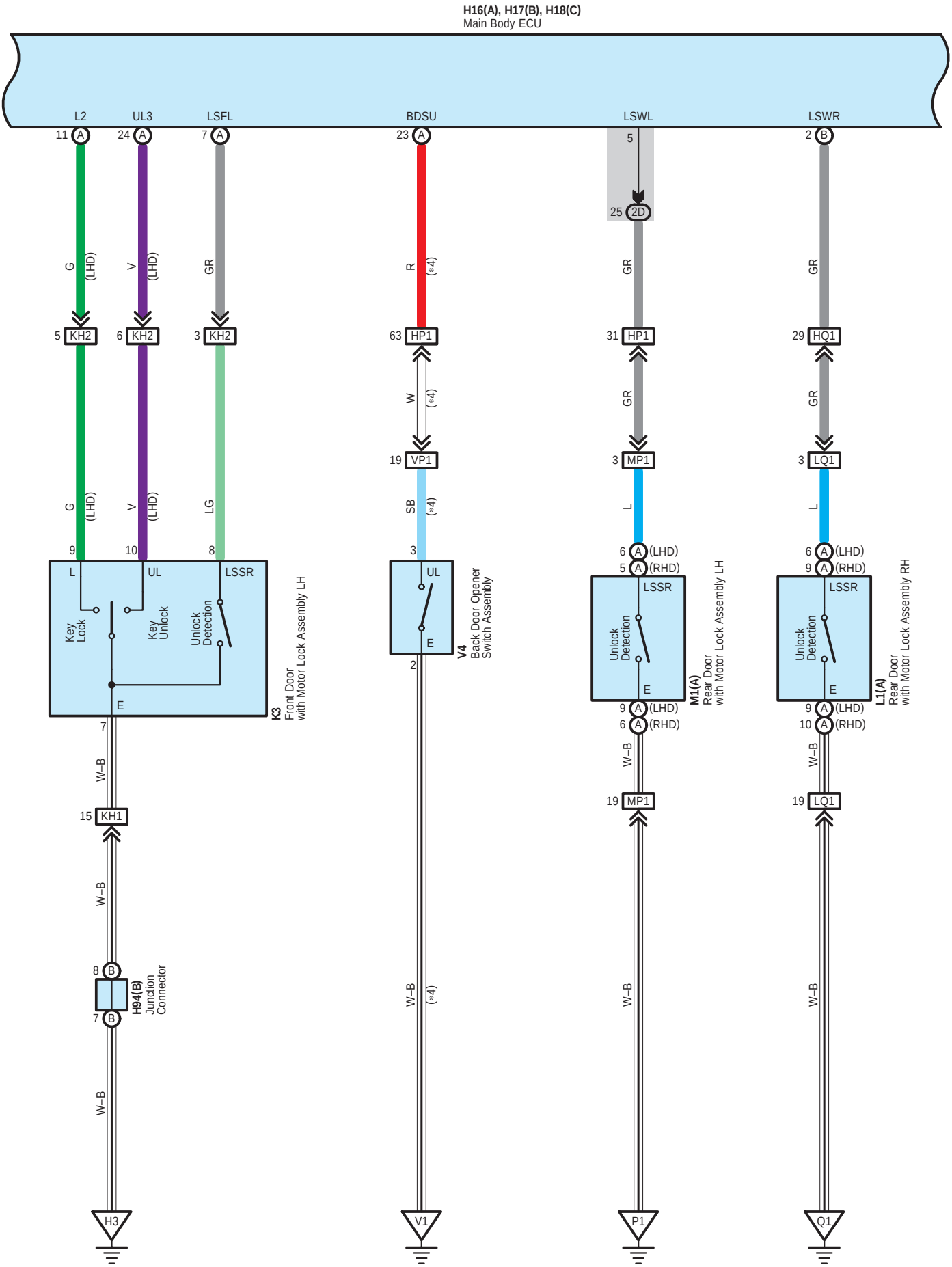
H16(A), H17(B), H18(C)
Main Body ECU
L2
UL3
LSFL
BDSU
LSWL
LSWR
11 A
24 A
7 A
23 A
5
25 2D
2 B
G (LHD)
V (LHD)
GR
R (*4)
GR
GR
5 KH2
6 KH2
3 KH2
63 HP1
31 HP1
29 HQ1
W (*4)
GR
GR
19 VP1
3 MP1
3 LQ1
G (LHD)
V (LHD)
LG
SB (*4)
L
L
9
10
8
3
6 A (LHD)
5 A (RHD)
6 A (LHD)
9 A (RHD)
L
UL
LSSR
UL
LSSR
LSSR
Key Lock
Key Unlock
Unlock Detection
E
Unlock Detection
E
Unlock Detection
E
K3
Front Door with Motor Lock Assembly LH
V4
Back Door Opener Switch Assembly
M1(A)
Rear Door with Motor Lock Assembly LH
L1(A)
Rear Door with Motor Lock Assembly RH
7
2
9 A (LHD)
6 A (RHD)
9 A (LHD)
10 A (RHD)
W–B
W–B
W–B
15 KH1
19 MP1
19 LQ1
W–B
8 B
7 B
H94(B)
Junction Connector
W–B
W–B
W–B
W–B
H3
V1
P1
Q1

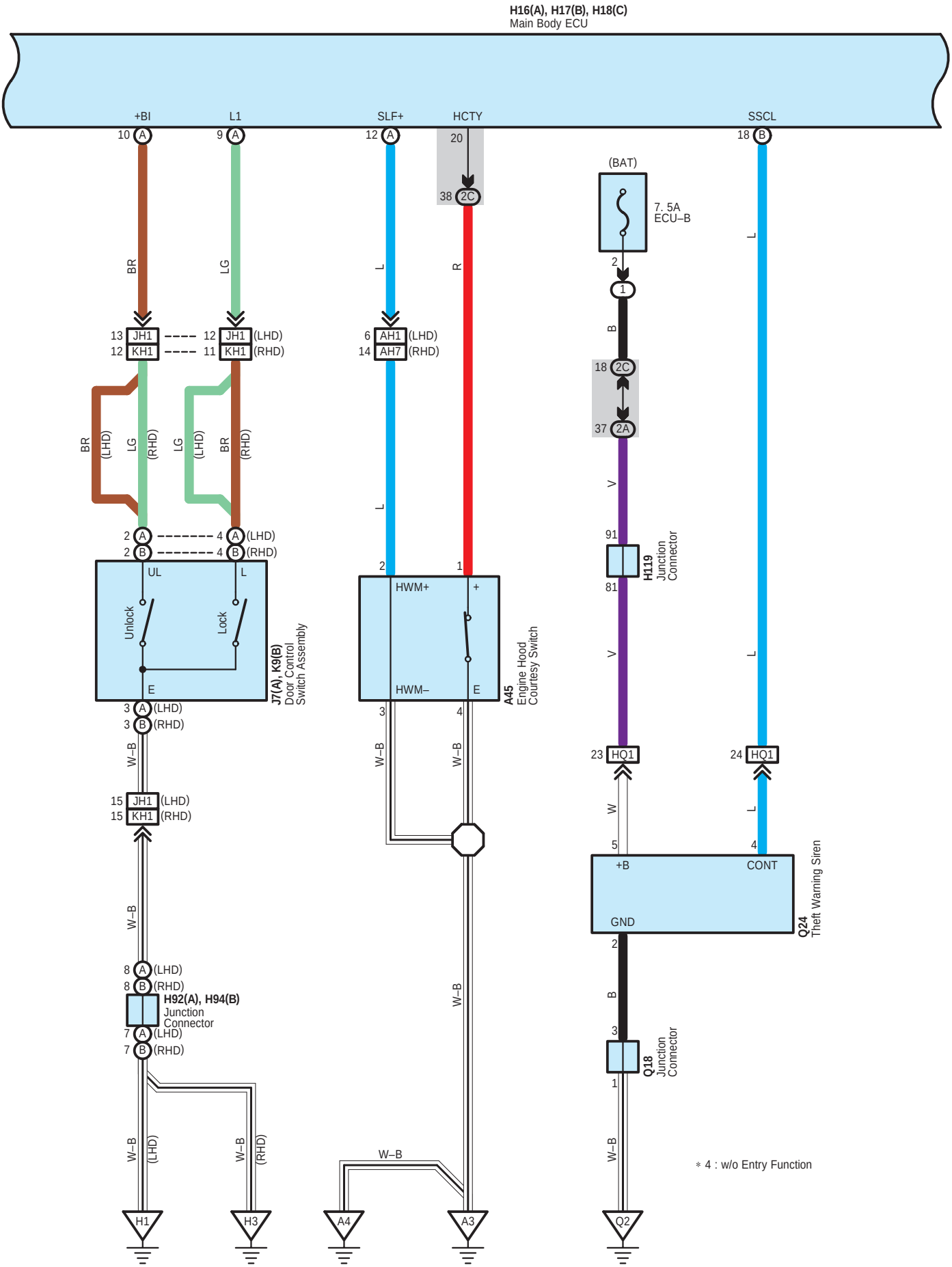
H16(A), H17(B), H18(C)
Main Body ECU
+BI
L1
SLF+
HCTY
SSCL
10 A
9 A
12 A
20
38 2C
18 B
(BAT)
7. 5A
ECU–B
BR
LG
L
R
L
2
1
B
13 JH1
12 KH1
12 JH1 (LHD)
11 KH1 (RHD)
6 AH1 (LHD)
14 AH7 (RHD)
18 2C
37 2A
V
91
H119
Junction
Connector
81
2 A
2 B
4 A (LHD)
4 B (RHD)
UL
L
Unlock
Lock
E
J7(A), K9(B)
Door Control
Switch Assembly
HWM+
+
HWM–
E
A45
Engine Hood
Courtesy Switch
3 A (LHD)
3 B (RHD)
W–B
23 HQ1
24 HQ1
W
5
4
+B
CONT
GND
Q24
Theft Warning Siren
15 JH1 (LHD)
15 KH1 (RHD)
8 A (LHD)
8 B (RHD)
H92(A), H94(B)
Junction
Connector
7 A (LHD)
7 B (RHD)
3
Q18
Junction
Connector
1
H1
H3
A4
A3
Q2
＊4 : w/o Entry Function

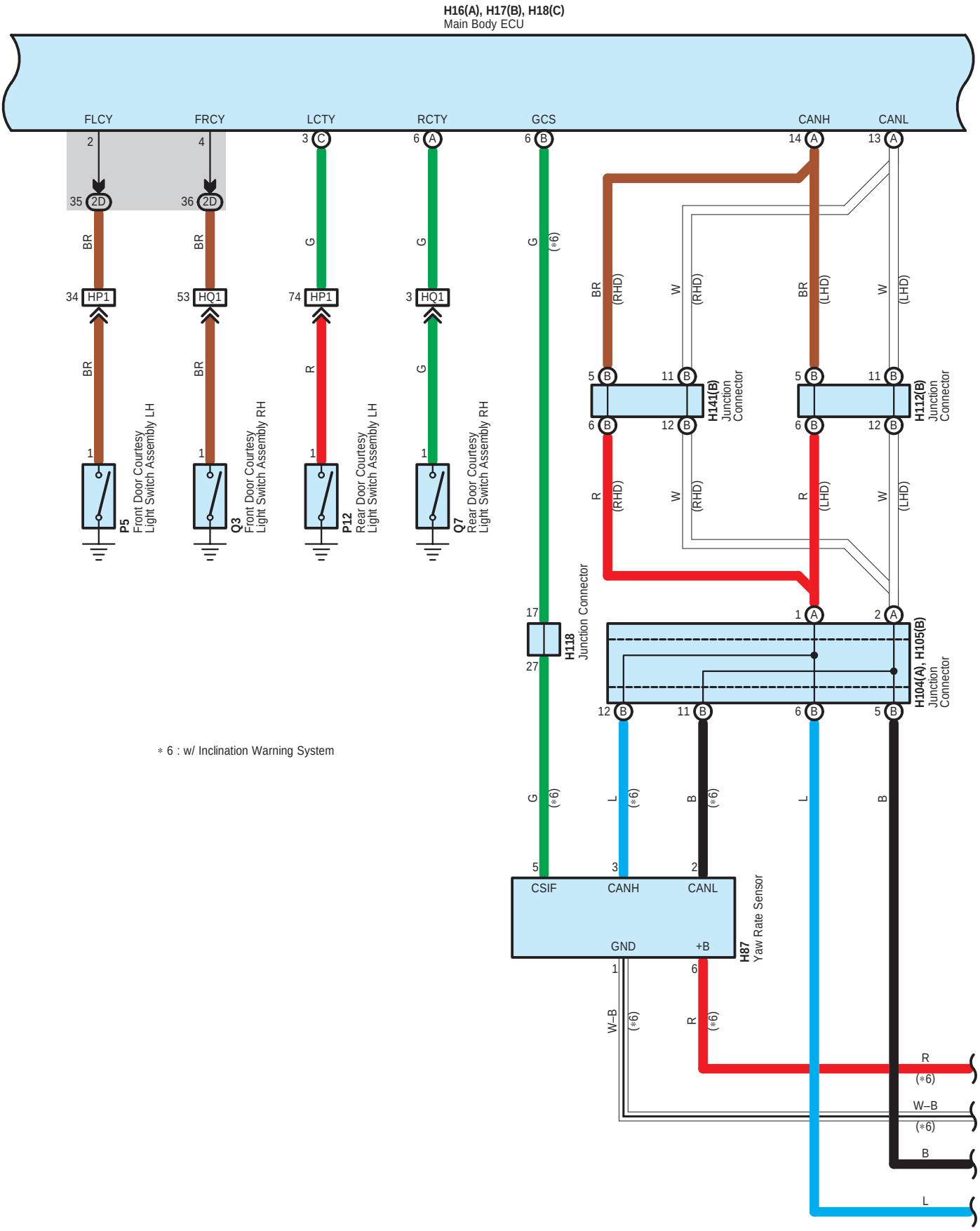
H16(A), H17(B), H18(C)
Main Body ECU
FLCY
FRCY
LCTY
RCTY
GCS
CANH
CANL
P5
Front Door Courtesy Light Switch Assembly LH
Q3
Front Door Courtesy Light Switch Assembly RH
P12
Rear Door Courtesy Light Switch Assembly LH
Q7
Rear Door Courtesy Light Switch Assembly RH
H141(B)
Junction Connector
H112(B)
Junction Connector
H118
Junction Connector
H104(A), H105(B)
Junction Connector
H87
Yaw Rate Sensor
CSIF
CANH
CANL
GND
+B
∗ 6 : w/ Inclination Warning System

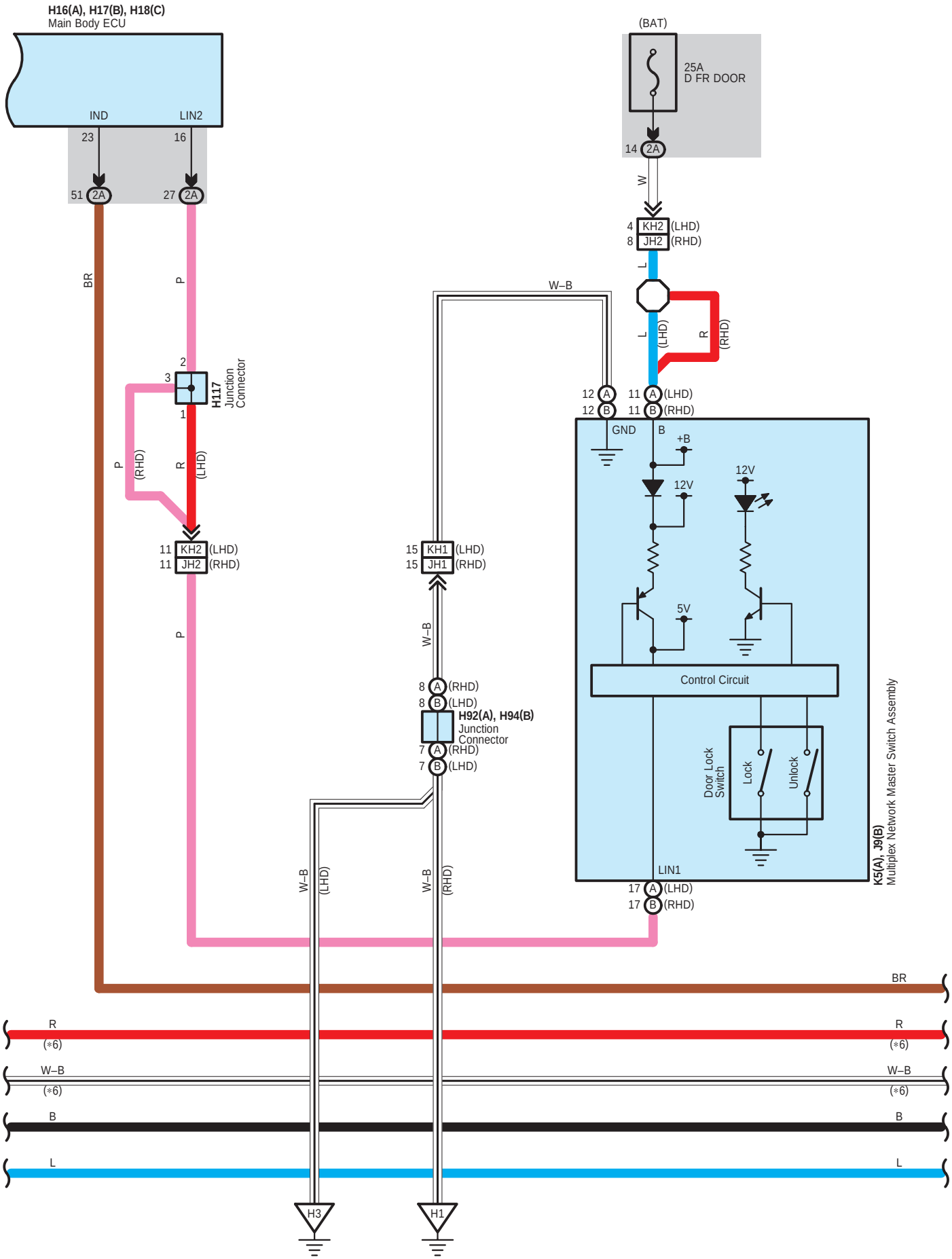
H16(A), H17(B), H18(C)
Main Body ECU
IND
LIN2
23
16
51 2A
27 2A
(BAT)
25A
D FR DOOR
14 2A
W
4 KH2 (LHD)
8 JH2 (RHD)
L
W–B
L (LHD)
R (RHD)
12 A
12 B
11 A (LHD)
11 B (RHD)
GND
B
+B
12V
12V
5V
Control Circuit
Door Lock Switch
Lock
Unlock
LIN1
17 A (LHD)
17 B (RHD)
K5(A), J9(B)
Multiplex Network Master Switch Assembly
BR
P
2
3
1
H117
Junction Connector
P (RHD)
R (LHD)
11 KH2 (LHD)
11 JH2 (RHD)
P
15 KH1 (LHD)
15 JH1 (RHD)
W–B
8 A (RHD)
8 B (LHD)
H92(A), H94(B)
Junction Connector
7 A (RHD)
7 B (LHD)
W–B (LHD)
W–B (RHD)
BR
R
(*6)
W–B
(*6)
B
L
H3
H1

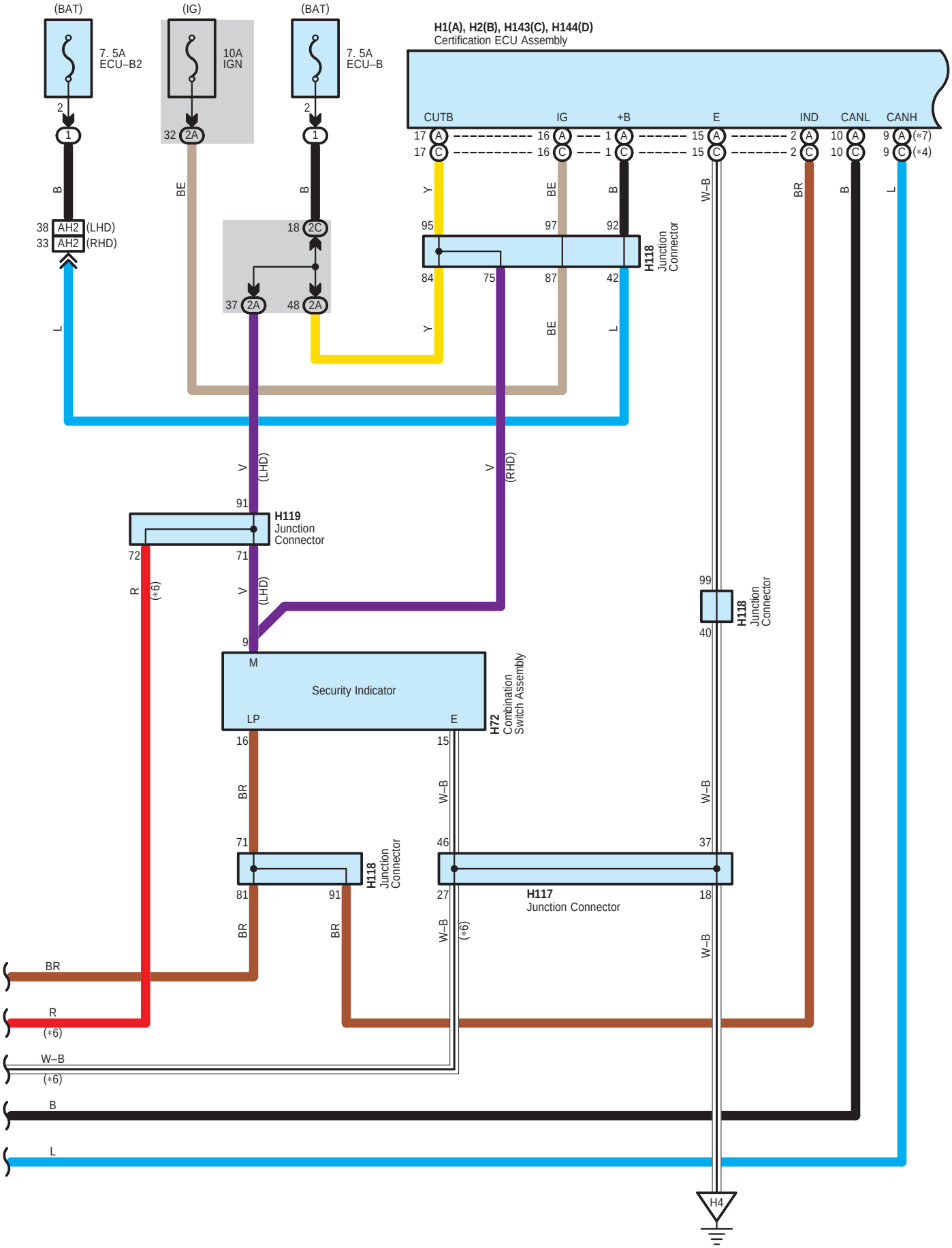
(BAT)
7. 5A
ECU–B2
(IG)
10A
IGN
(BAT)
7. 5A
ECU–B
H1(A), H2(B), H143(C), H144(D)
Certification ECU Assembly
CUTB
IG
+B
E
IND
CANL
CANH
(*7)
(*4)
38 AH2 (LHD)
33 AH2 (RHD)
32 2A
18 2C
37 2A
48 2A
H118
Junction
Connector
H119
Junction
Connector
(LHD)
(RHD)
(*6)
Security Indicator
LP
E
M
H72
Combination
Switch Assembly
H117
Junction Connector
H4
BR
R
W–B
B
L

∗ 4 : w/o Entry Function
∗ 6 : w/ Inclination Warning System
∗ 7 : w/ Entry Function

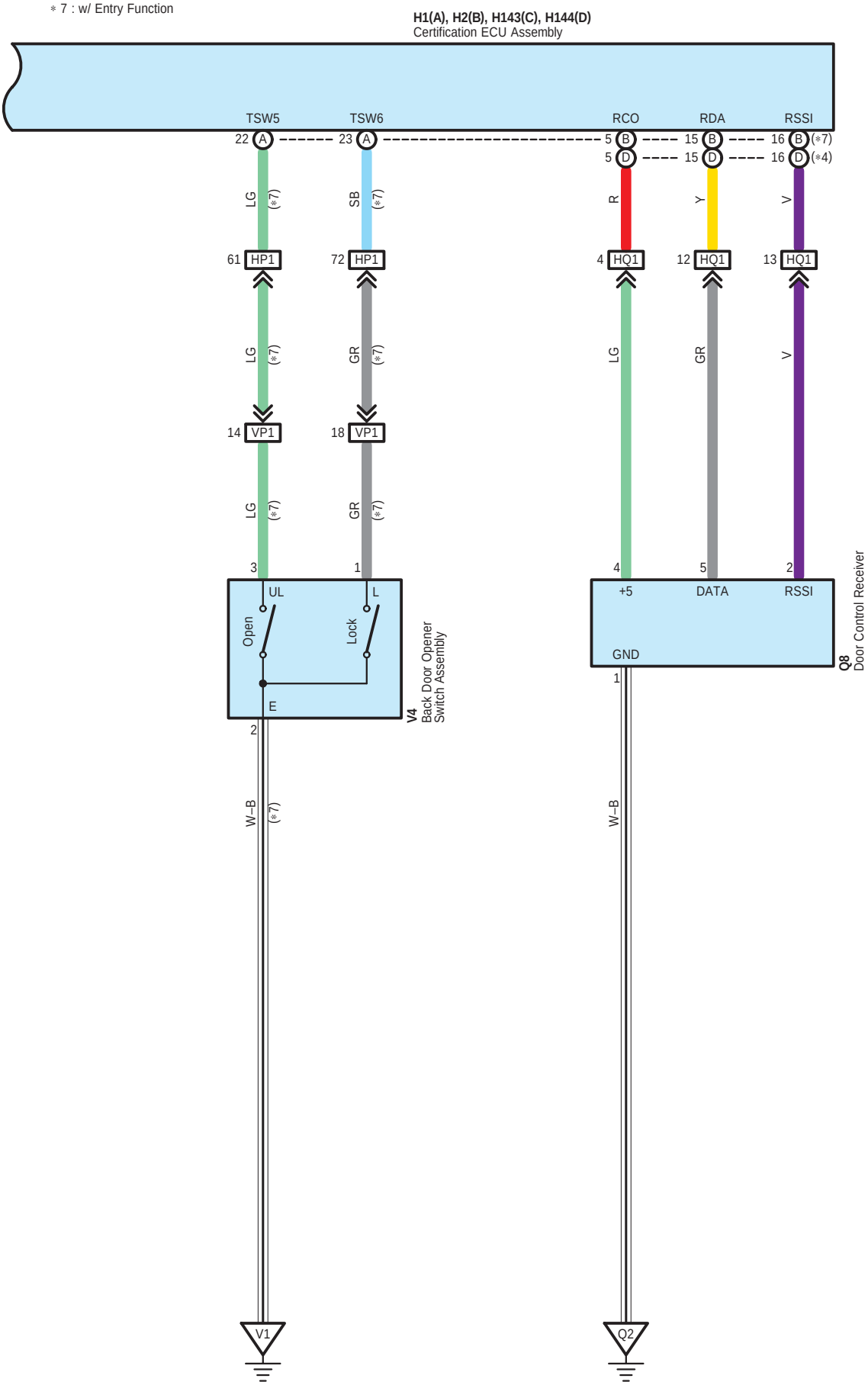

A 1
Black

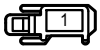

A 3
Black

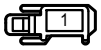

A 45
Gray

H 1
White

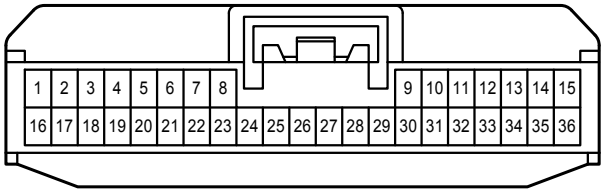

H 2
White

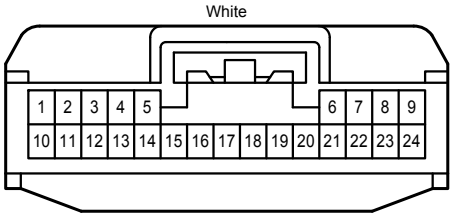

H 16
Black

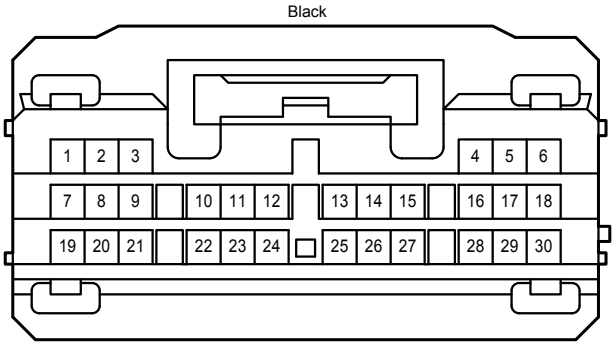

H 17
White

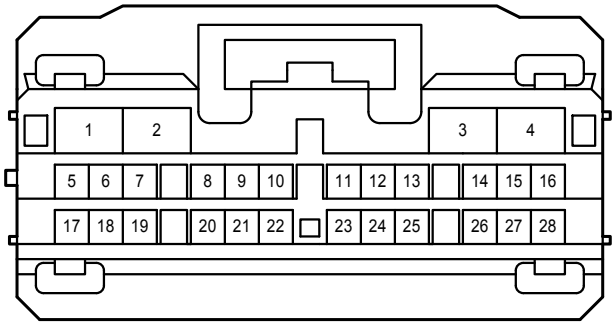

H 18
White

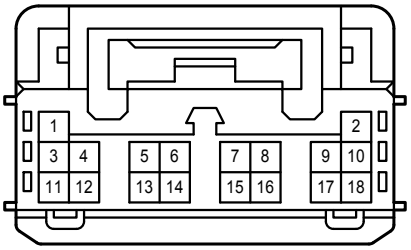

H 35
White

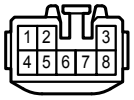

H 72
Black

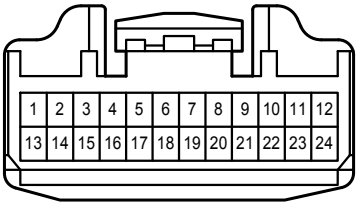

H 82
Black

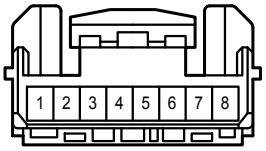

H 87
Black



H 92
White

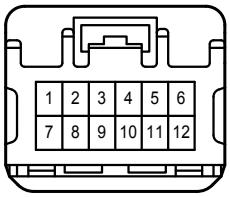

H 94
White

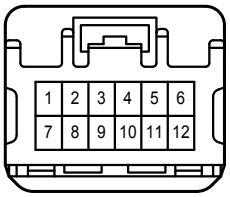

H104
White

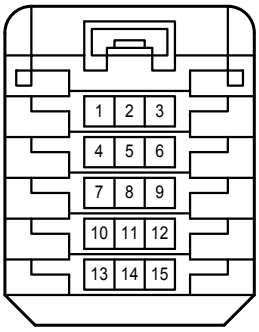

H105
White

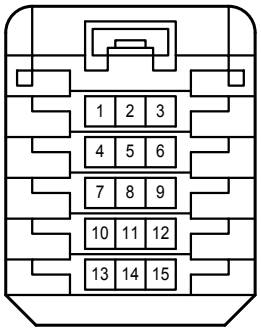

H112
Blue

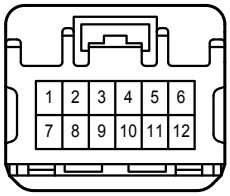

H117
White

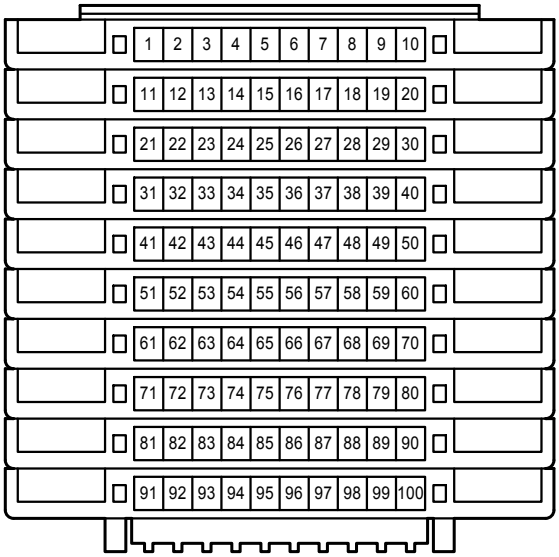

H118
White

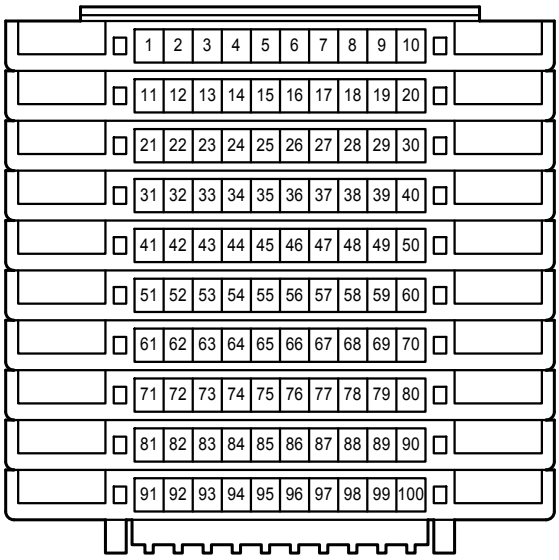

H119
White

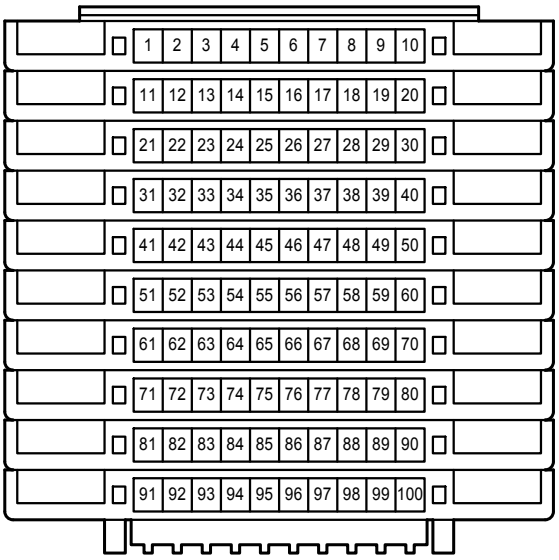

H141
Gray

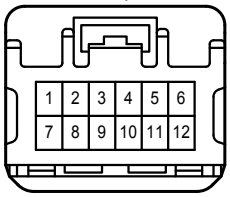

H143
White

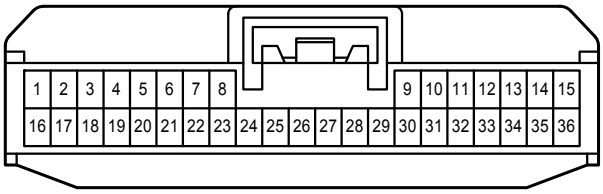

H144
White

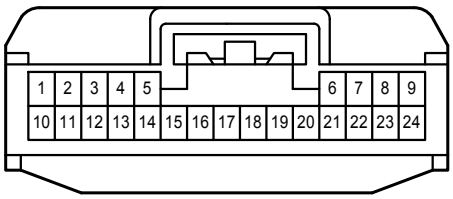

J 3
White

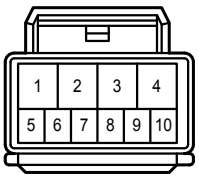

J 7
Blue

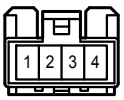

J 9
White

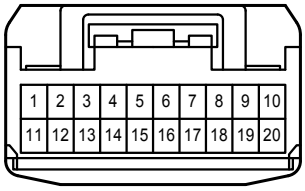

K 3
White

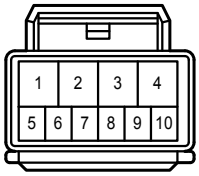

K 5
White

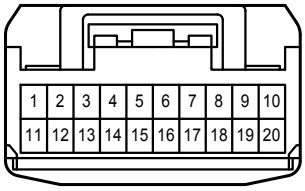

K 9
Blue

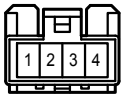

L 1
White

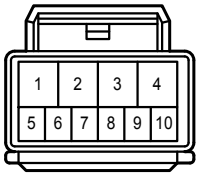

M 1
White

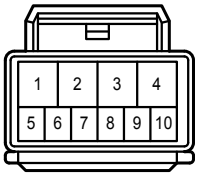

P 5
White

P 12
White

Q 3
White

Q 7
White

Q 8
Blue

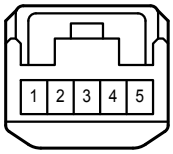

Q 17
White

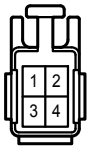

Q 18
White

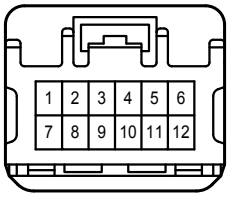

Q 24
Black

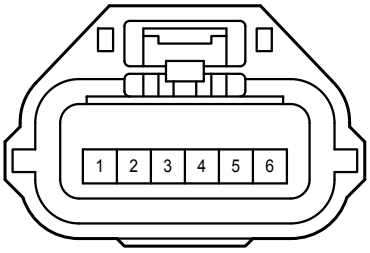

T 6
White

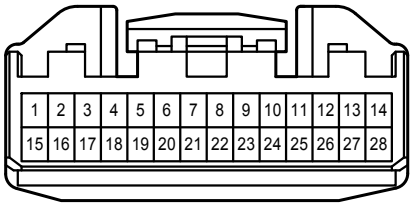

V 4
White

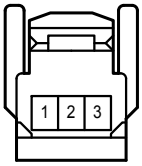

V 10
White

1G
White

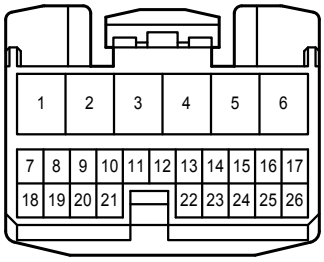

1H
White



2A
White

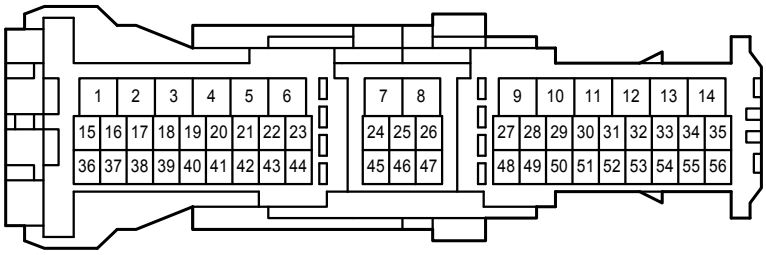

2B
White

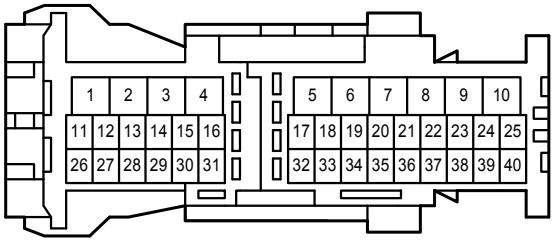

2C
White

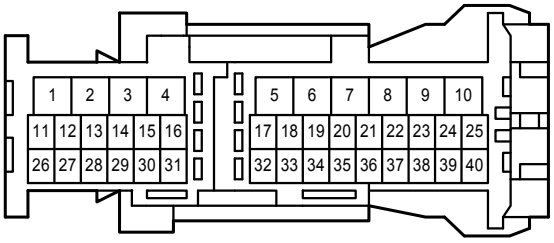

2D
White

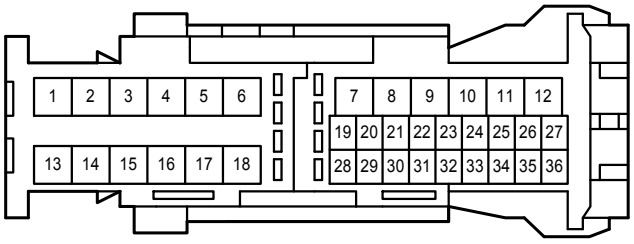

AH1
Blue

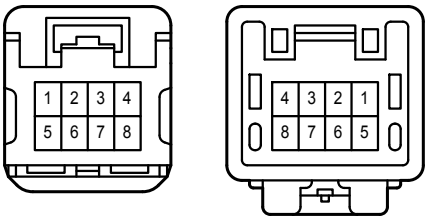

AH2
White

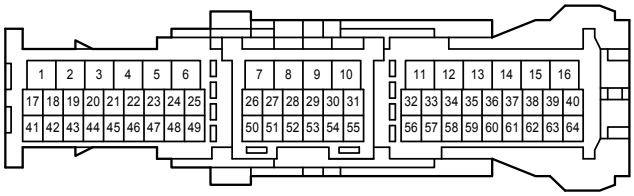

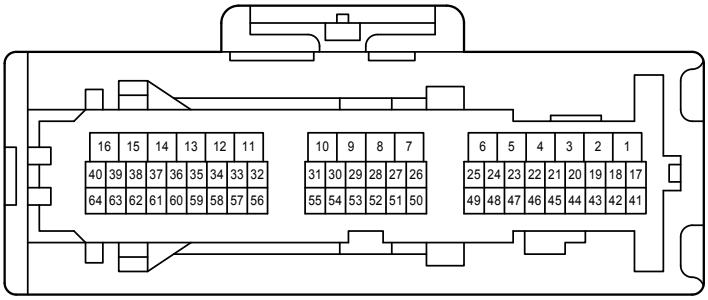

AH7
Gray

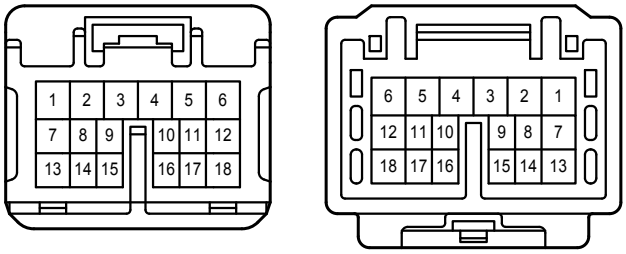

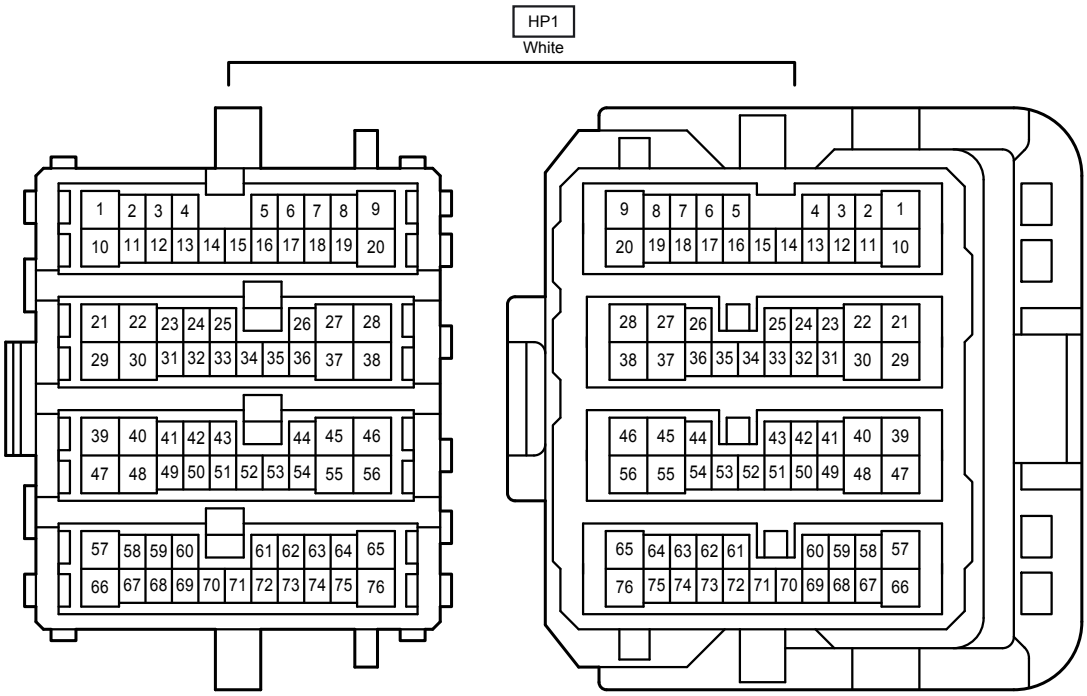
HP1
White

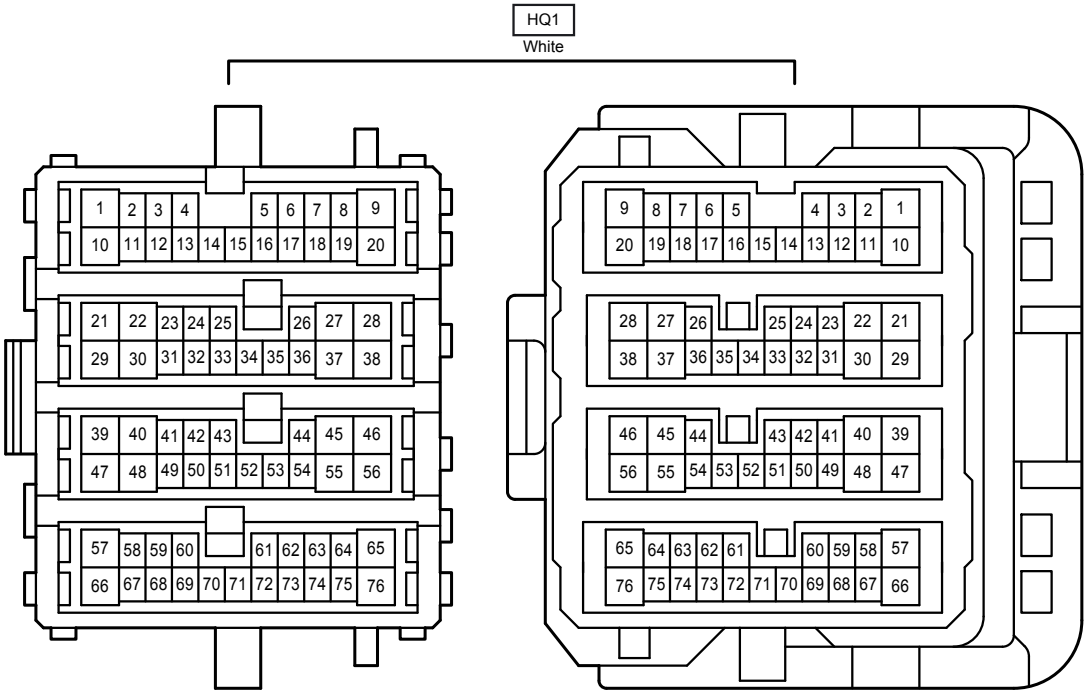
HQ1
White

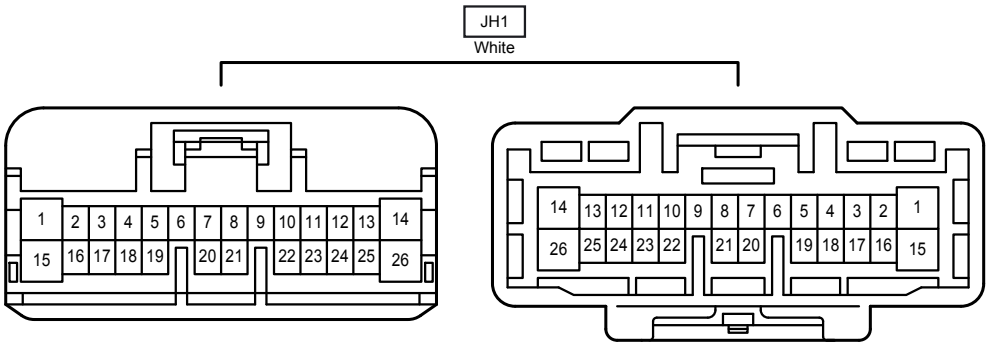
JH1
White

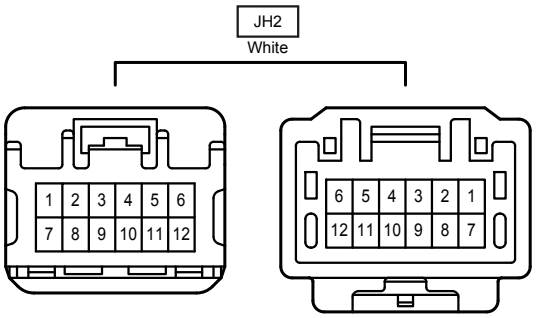
JH2
White
1 2 3 4 5 6
7 8 9 10 11 12
6 5 4 3 2 1
12 11 10 9 8 7

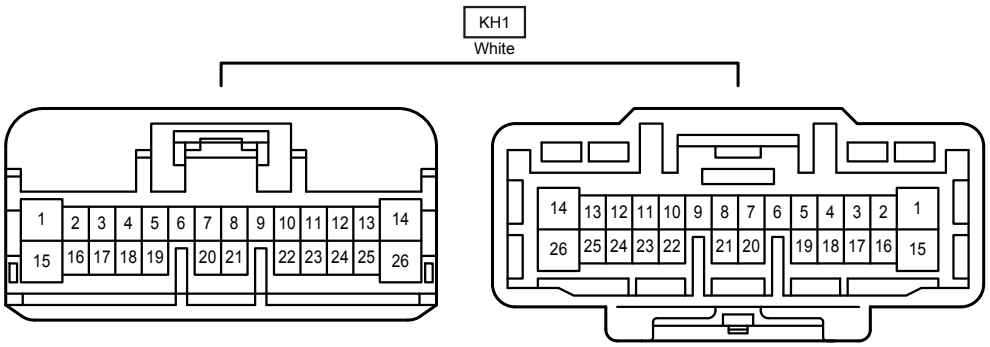
KH1
White
1 2 3 4 5 6 7 8 9 10 11 12 13 14
15 16 17 18 19 20 21 22 23 24 25 26
14 13 12 11 10 9 8 7 6 5 4 3 2 1
26 25 24 23 22 21 20 19 18 17 16 15

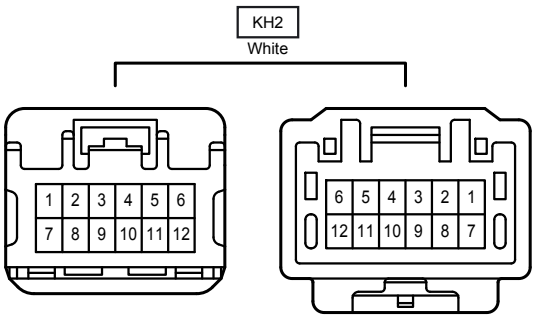
KH2
White
1 2 3 4 5 6
7 8 9 10 11 12
6 5 4 3 2 1
12 11 10 9 8 7

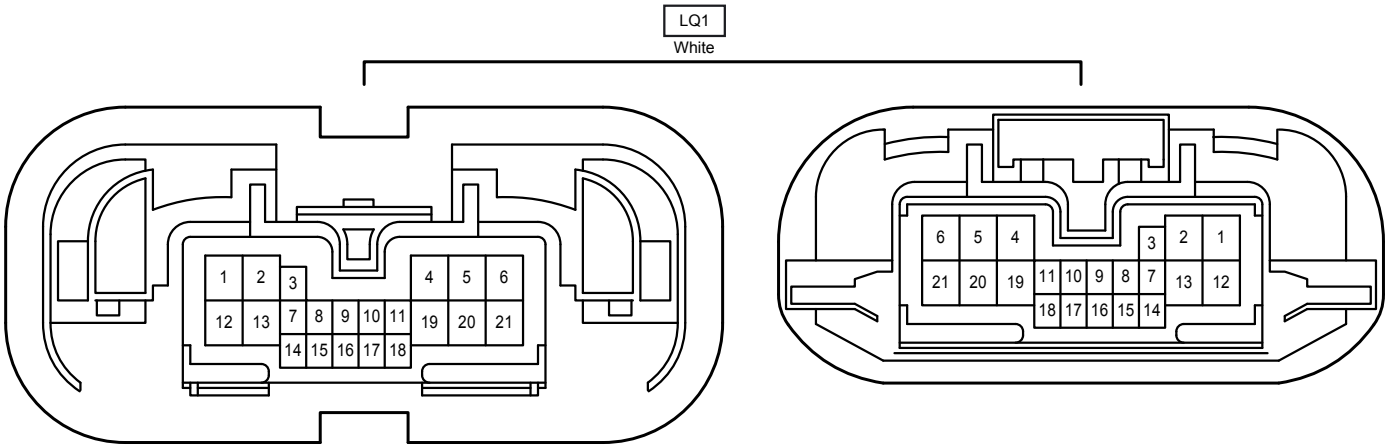
LQ1
White
1 2 3 4 5 6
12 13 7 8 9 10 11 19 20 21
14 15 16 17 18
6 5 4 3 2 1
21 20 19 11 10 9 8 7 13 12
18 17 16 15 14

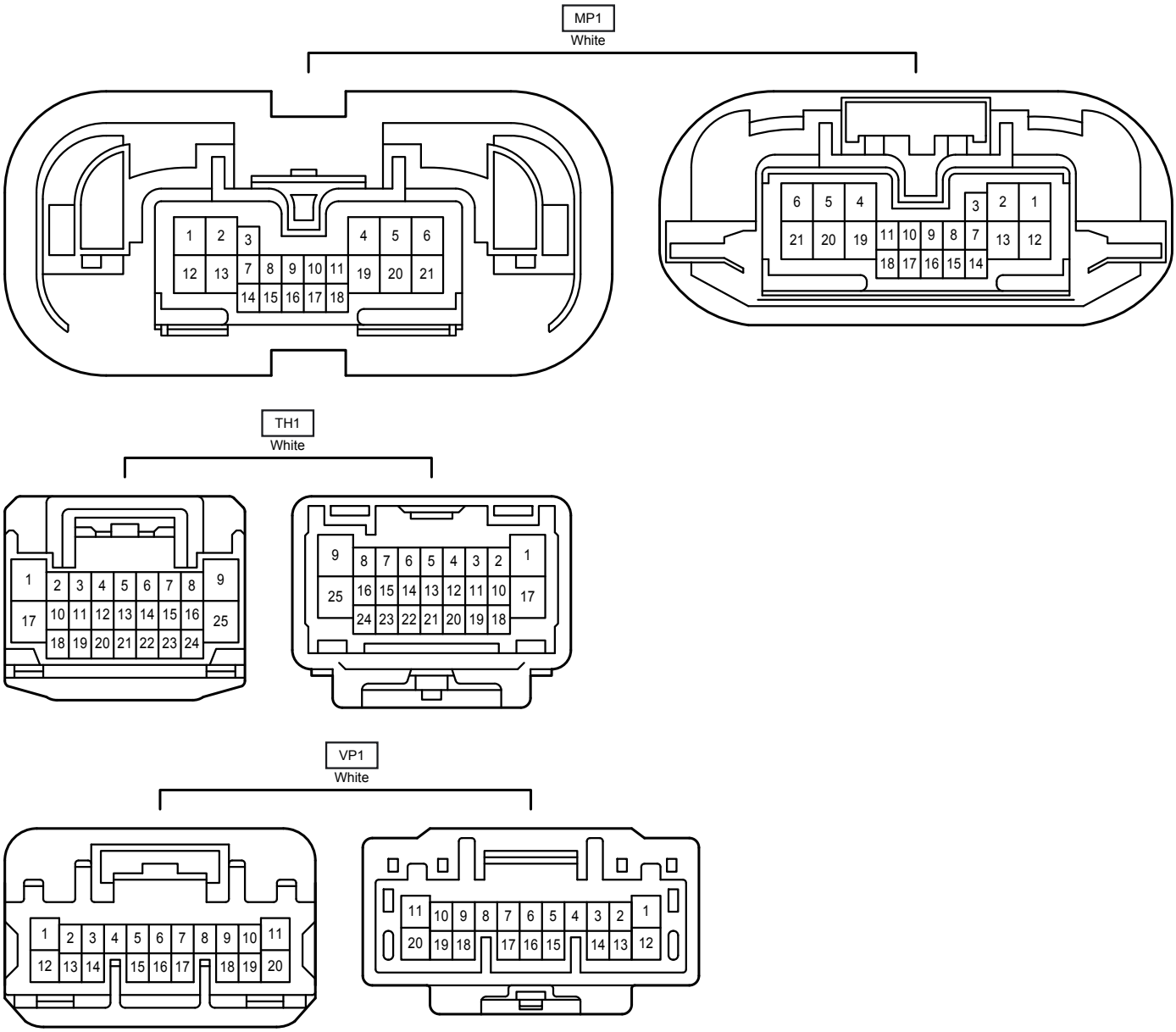
MP1
White
1 2 3 4 5 6
12 13 7 8 9 10 11 19 20 21
14 15 16 17 18
6 5 4 3 2 1
21 20 19 11 10 9 8 7 13 12
18 17 16 15 14
TH1
White
1 2 3 4 5 6 7 8 9
17 10 11 12 13 14 15 16 25
18 19 20 21 22 23 24
9 8 7 6 5 4 3 2 1
25 16 15 14 13 12 11 10 17
24 23 22 21 20 19 18
VP1
White
1 2 3 4 5 6 7 8 9 10 11
12 13 14 15 16 17 18 19 20
11 10 9 8 7 6 5 4 3 2 1
20 19 18 17 16 15 14 13 12