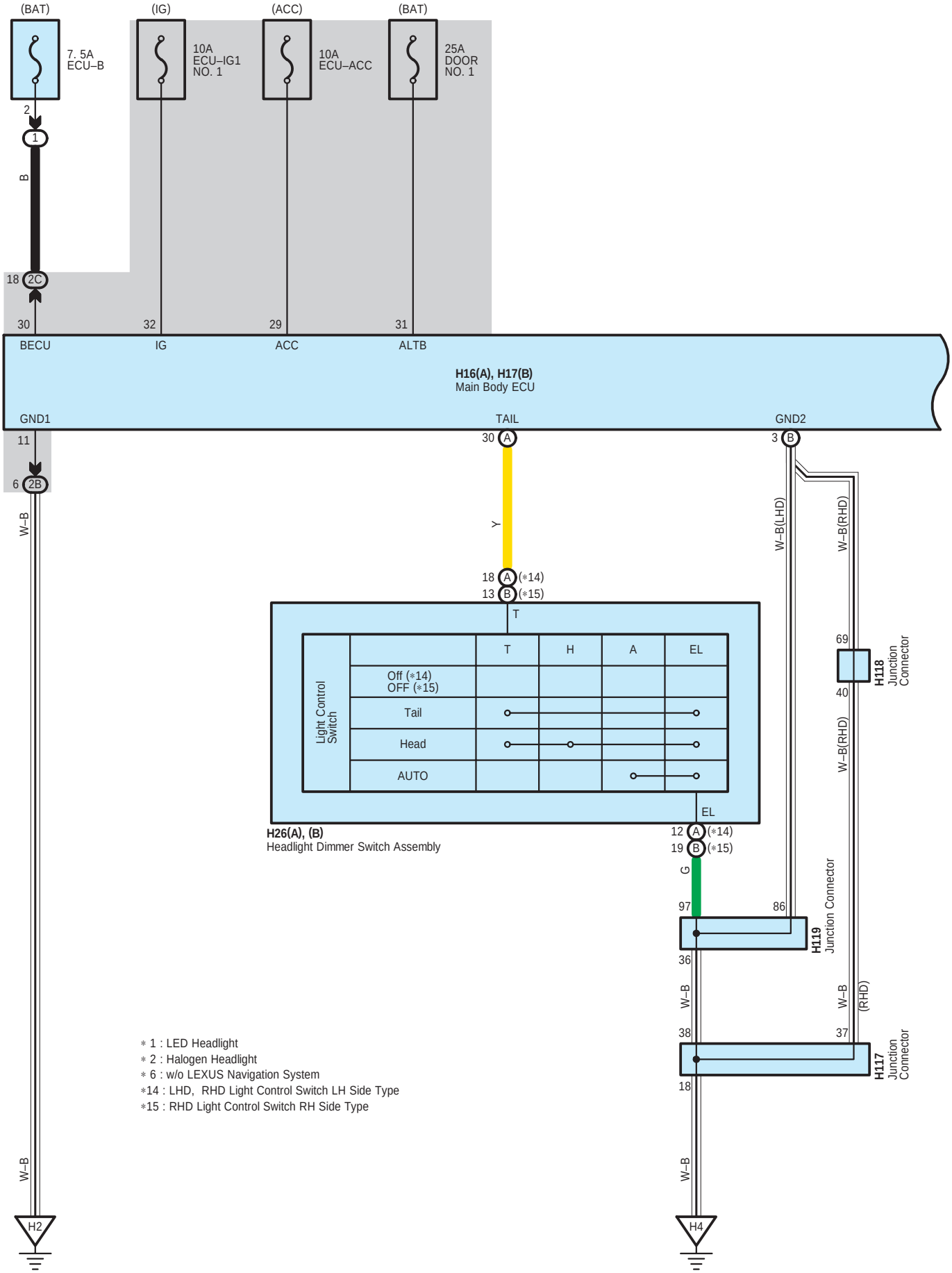
(BAT)
(IG)
(ACC)
(BAT)
7. 5A
ECU–B
10A
ECU–IG1
NO. 1
10A
ECU–ACC
25A
DOOR
NO. 1
2
1
B
18 2C
30
32
29
31
BECU
IG
ACC
ALTB
H16(A), H17(B)
Main Body ECU
GND1
TAIL
GND2
11
6 2B
W–B
30 A
Y
3 B
W–B(LHD)
W–B(RHD)
18 A (∗14)
13 B (∗15)
T
Light Control Switch
T
H
A
EL
Off (∗14)
OFF (∗15)
Tail
Head
AUTO
EL
H26(A), (B)
Headlight Dimmer Switch Assembly
12 A (∗14)
19 B (∗15)
G
69
40
H118
Junction Connector
W–B(RHD)
97
86
H119
Junction Connector
36
W–B
W–B
(RHD)
38
37
H117
Junction Connector
18
∗ 1 : LED Headlight
∗ 2 : Halogen Headlight
∗ 6 : w/o LEXUS Navigation System
∗14 : LHD, RHD Light Control Switch LH Side Type
∗15 : RHD Light Control Switch RH Side Type
W–B
W–B
H2
H4

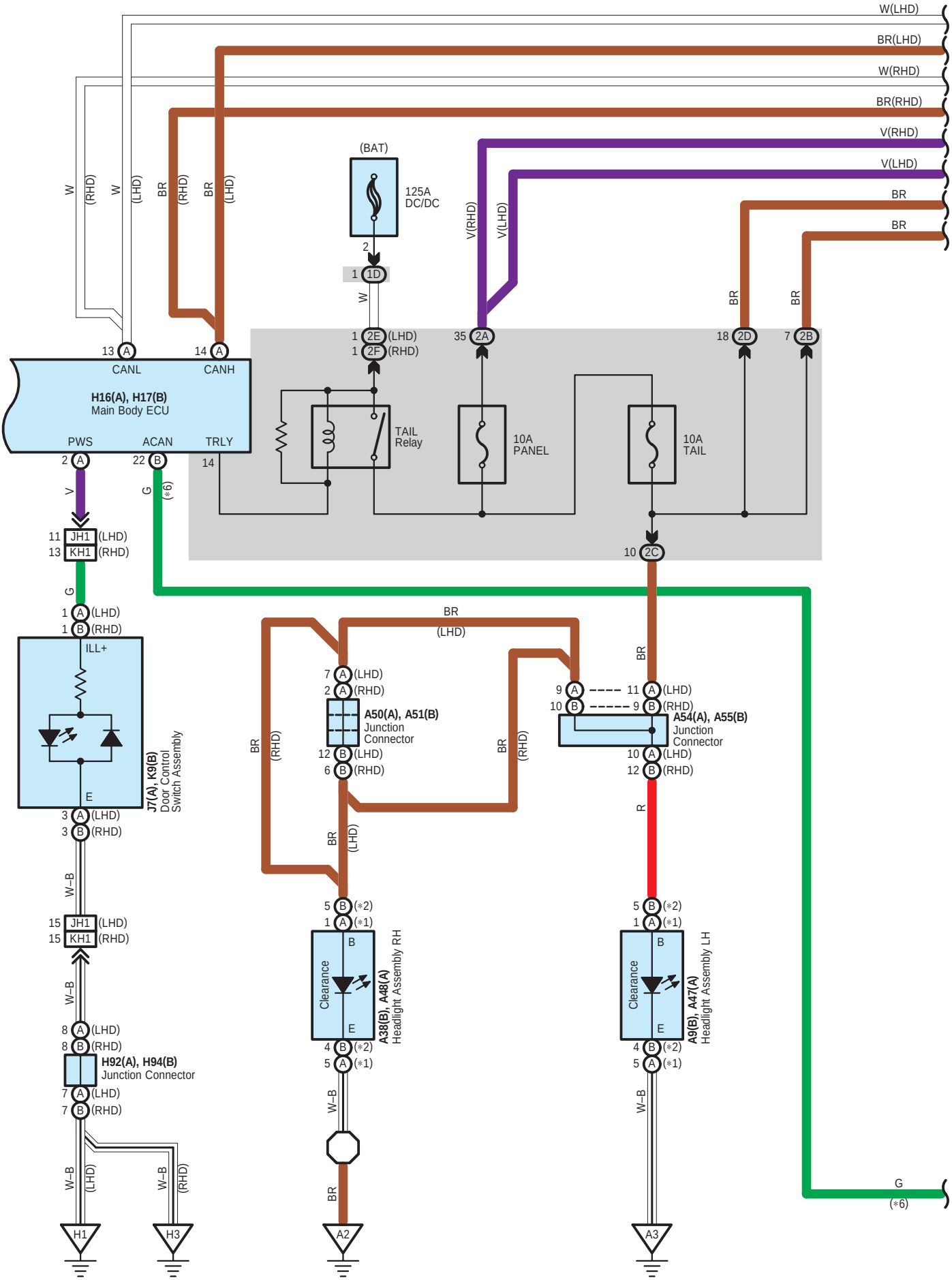
W(LHD)
BR(LHD)
W(RHD)
BR(RHD)
V(RHD)
V(LHD)
BR
BR
(BAT)
125A
DC/DC
2
1 1D
W
1 2E (LHD)
1 2F (RHD)
35 2A
18 2D
7 2B
13 A
14 A
CANL
CANH
H16(A), H17(B)
Main Body ECU
PWS
ACAN
TRLY
2 A
22 B
14
TAIL
Relay
10A
PANEL
10A
TAIL
10 2C
11 JH1 (LHD)
13 KH1 (RHD)
1 A (LHD)
1 B (RHD)
ILL+
E
J7(A), K9(B)
Door Control
Switch Assembly
3 A (LHD)
3 B (RHD)
W–B
15 JH1 (LHD)
15 KH1 (RHD)
8 A (LHD)
8 B (RHD)
H92(A), H94(B)
Junction Connector
7 A (LHD)
7 B (RHD)
H1
H3
7 A (LHD)
2 A (RHD)
A50(A), A51(B)
Junction
Connector
12 B (LHD)
6 B (RHD)
9 A
10 B
11 A (LHD)
9 B (RHD)
A54(A), A55(B)
Junction
Connector
10 A (LHD)
12 B (RHD)
R
5 B (*2)
1 A (*1)
Clearance
A38(B), A48(A)
Headlight Assembly RH
4 B (*2)
5 A (*1)
A2
A9(B), A47(A)
Headlight Assembly LH
A3
G
(*6)

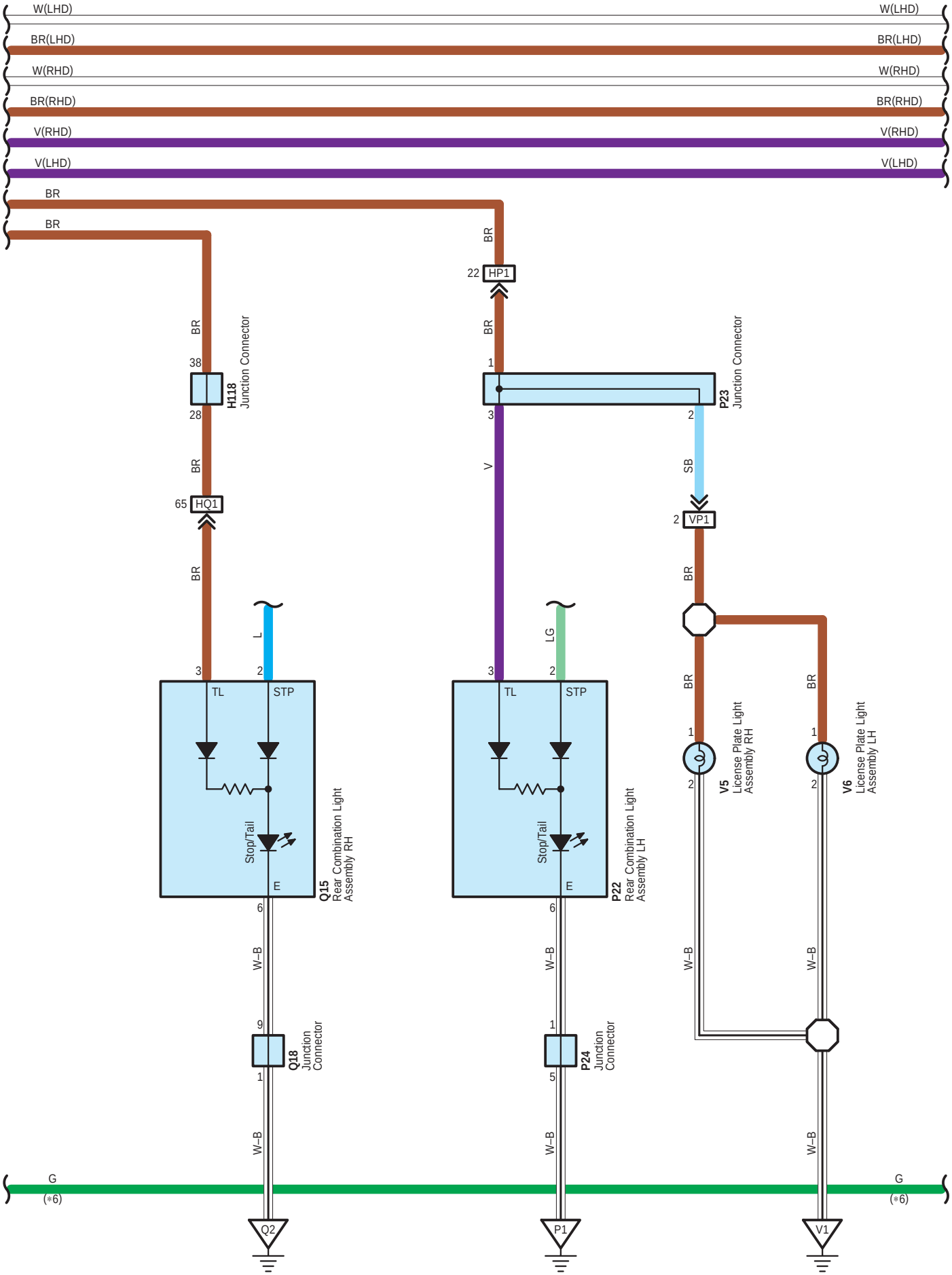
W(LHD)
BR(LHD)
W(RHD)
BR(RHD)
V(RHD)
V(LHD)
BR
22 HP1
38
H118
Junction Connector
28
65 HQ1
1
P23
Junction Connector
3
2
V
SB
2 VP1
L
LG
TL
STP
Stop/Tail
E
Q15
Rear Combination Light
Assembly RH
P22
Rear Combination Light
Assembly LH
6
W–B
9
Q18
Junction
Connector
5
P24
Junction
Connector
V5
License Plate Light
Assembly RH
V6
License Plate Light
Assembly LH
G
(*6)
Q2
P1
V1

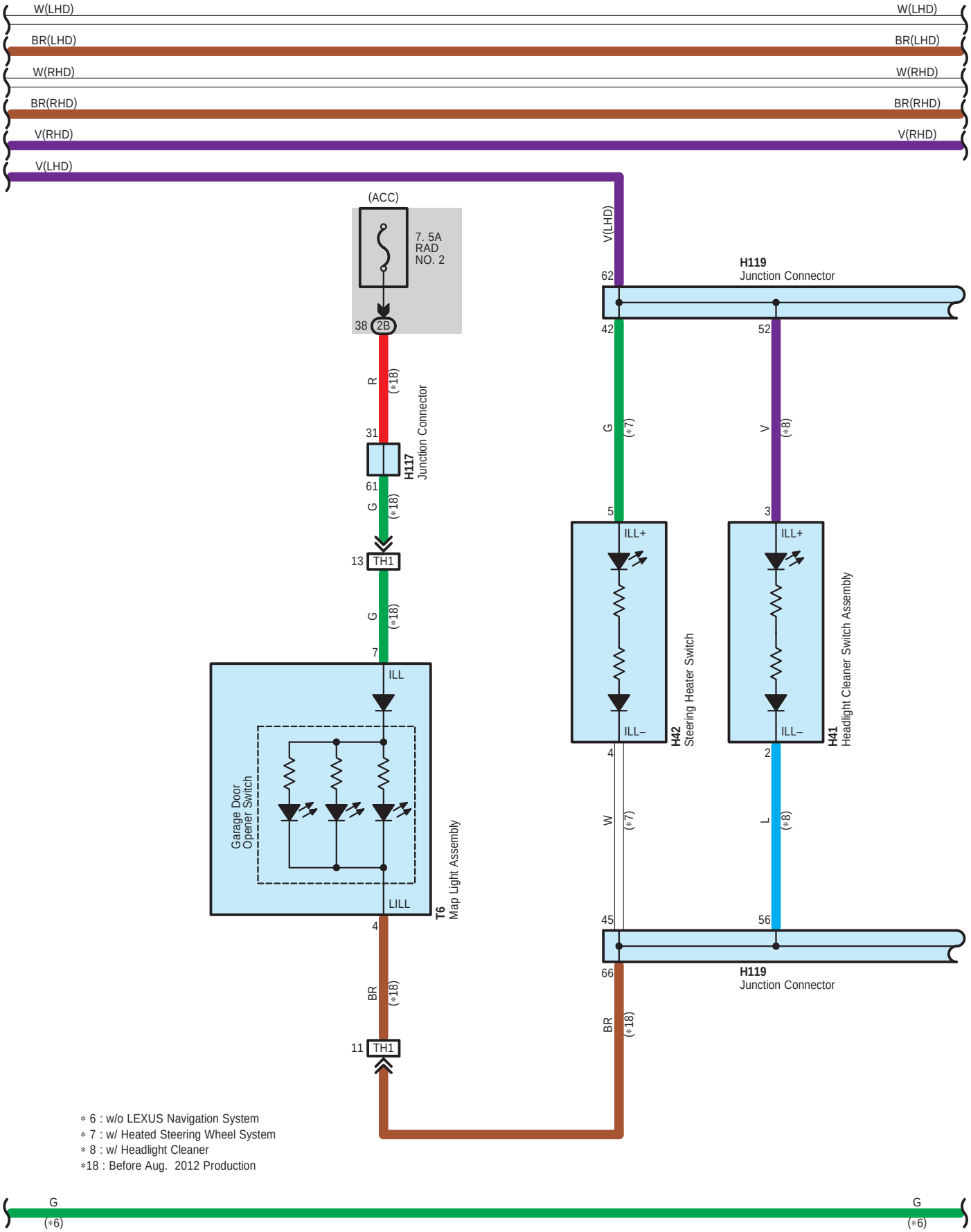


* 6 : w/o LEXUS Navigation System
* 7 : w/ Heated Steering Wheel System
* 8 : w/ Headlight Cleaner
*18 : Before Aug. 2012 Production




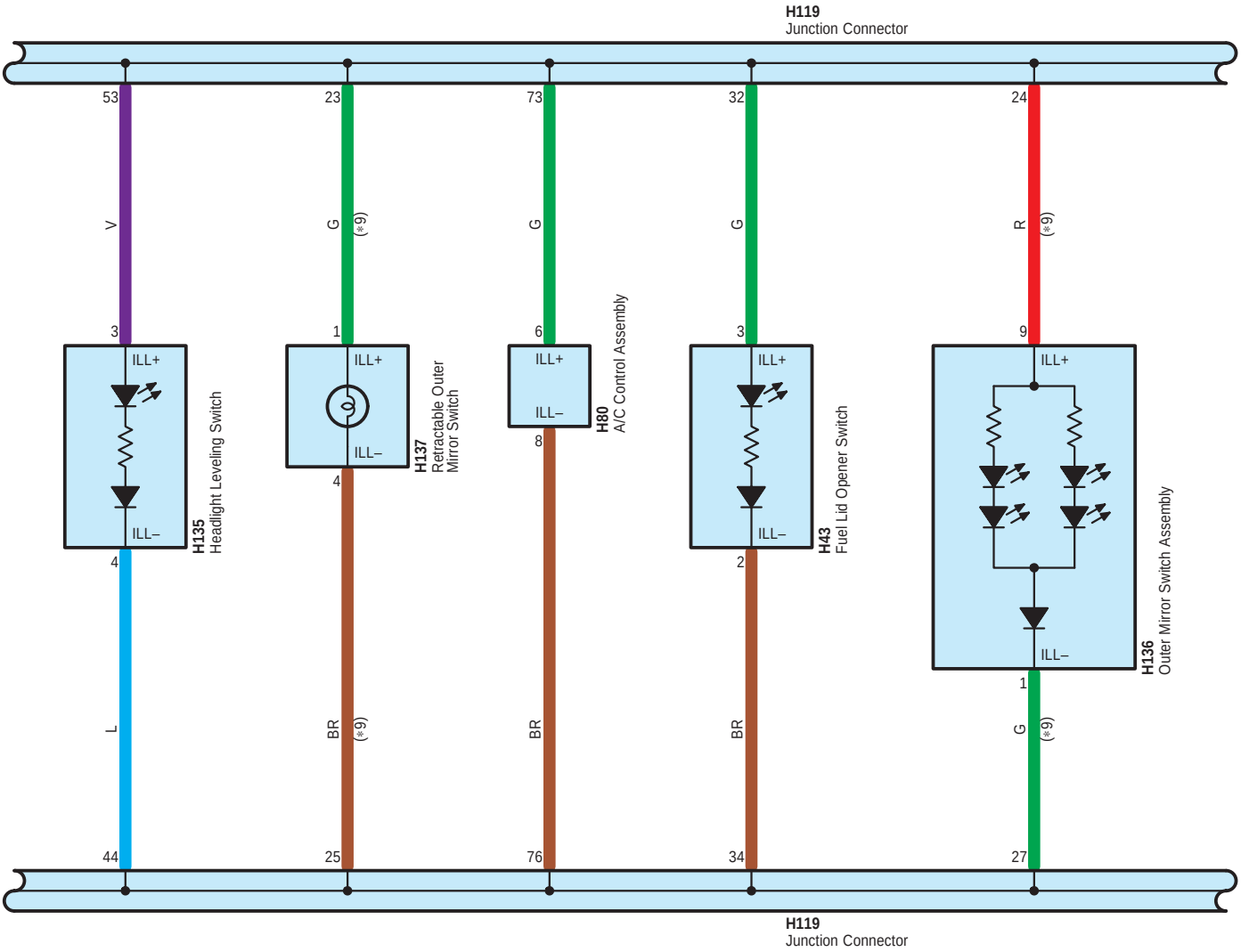


∗ 6 : w/o LEXUS Navigation System
∗ 9 : w/ Power Seat
∗10 : w/o Power Seat
∗11 : w/ Parking Assist (LEXUS Parking Assist–Sensor)

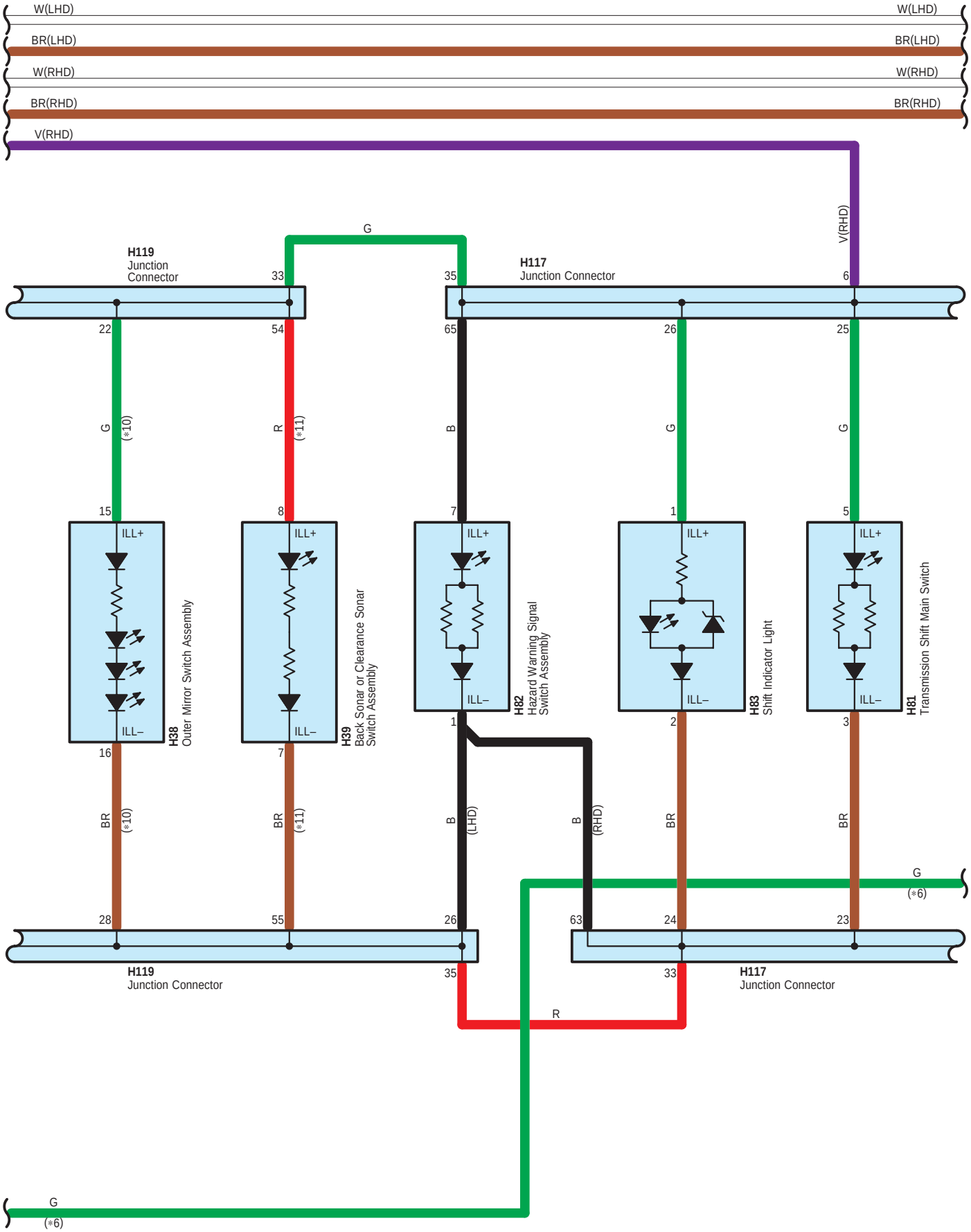
W(LHD)
BR(LHD)
W(RHD)
BR(RHD)
V(RHD)
G
H119
Junction
Connector
33
35
H117
Junction Connector
6
22
54
65
26
25
G
(*10)
R
(*11)
B
G
G
15
8
7
1
5
ILL+
ILL+
ILL+
ILL+
ILL+
ILL–
ILL–
ILL–
ILL–
ILL–
H38
Outer Mirror Switch Assembly
H39
Back Sonar or Clearance Sonar
Switch Assembly
H82
Hazard Warning Signal
Switch Assembly
H83
Shift Indicator Light
H81
Transmission Shift Main Switch
16
7
1
2
3
BR
(*10)
BR
(*11)
B
(LHD)
B
(RHD)
BR
BR
G
(*6)
28
55
26
63
24
23
H119
Junction Connector
35
33
H117
Junction Connector
R
G
(*6)




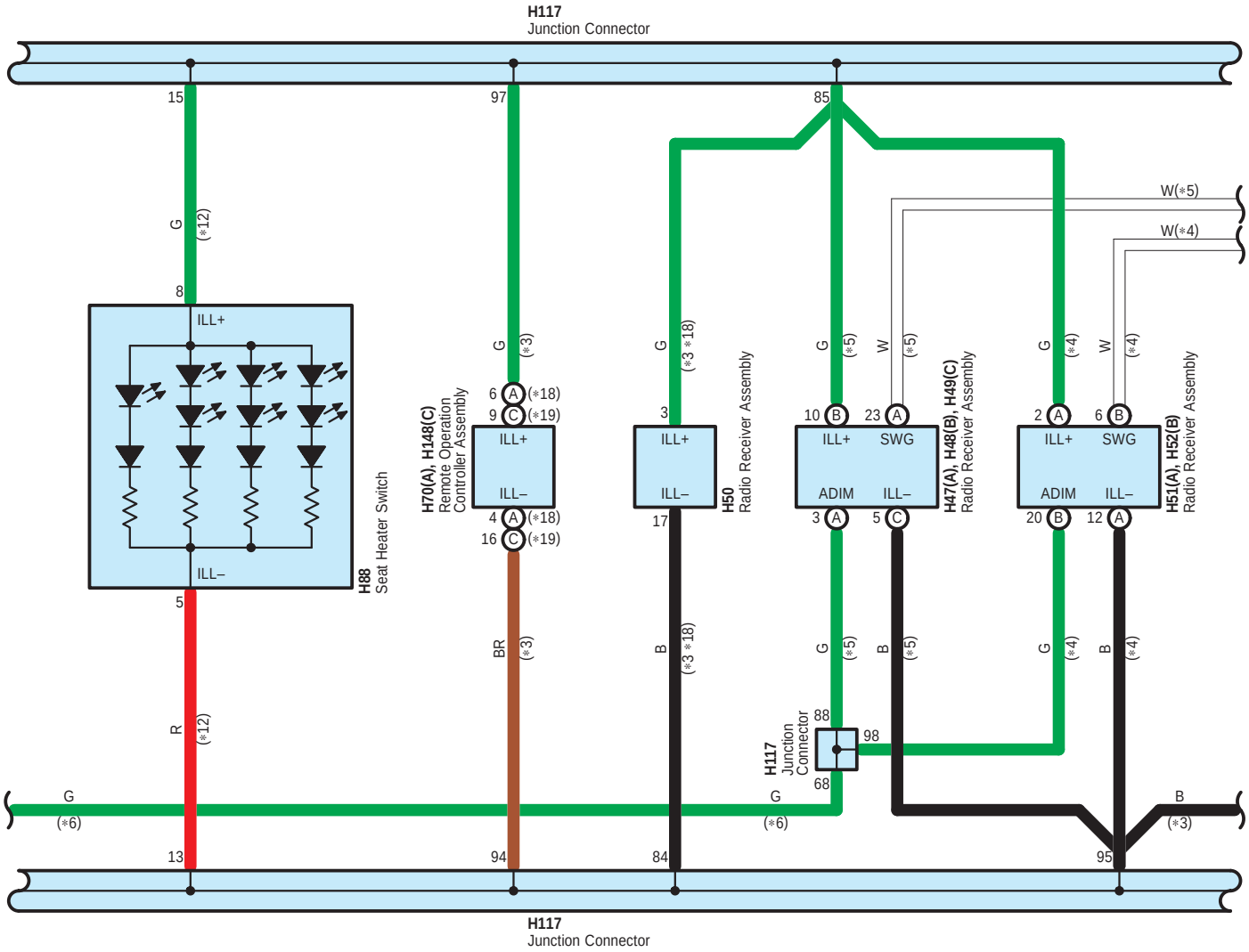


∗ 3 : w/ LEXUS Navigation System
∗ 4 : w/o LEXUS Navigation System w/ Stereo Component Amplifier
∗ 5 : w/o LEXUS Navigation System w/o Stereo Component Amplifier
∗ 6 : w/o LEXUS Navigation System
∗12 : w/ Seat Heater
∗13 : w/o LEXUS Navigation System w/ Front Window Deicer
∗18 : Before Aug. 2012 Production
∗19 : From Aug. 2012 Production

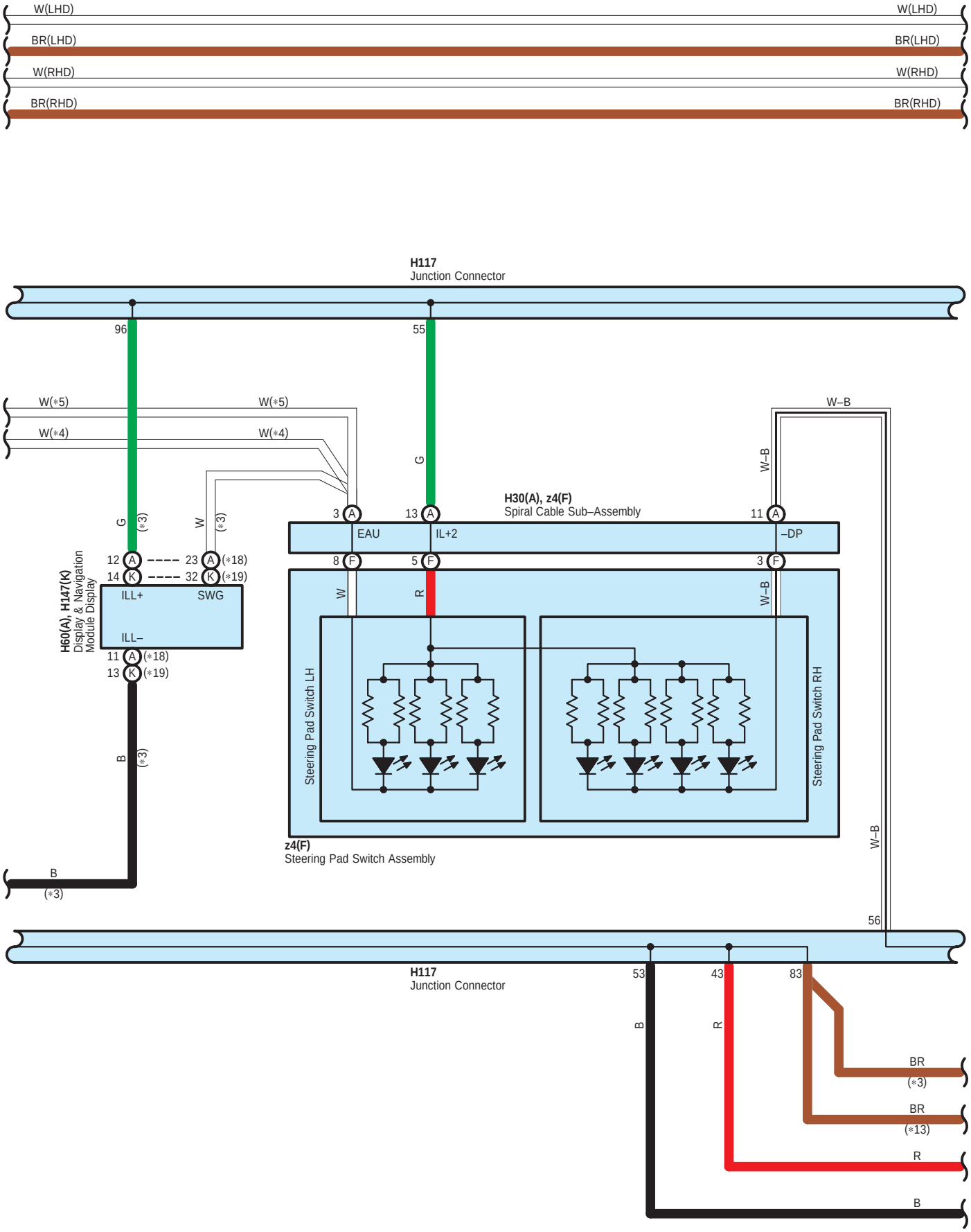
W(LHD)
BR(LHD)
W(RHD)
BR(RHD)
H117
Junction Connector
96
55
W(*5)
W(*4)
G
(*3)
W
H30(A), z4(F)
Spiral Cable Sub–Assembly
3
13
11
EAU
IL+2
–DP
W–B
8
5
3
12
14
23
32
(*18)
(*19)
H60(A), H147(K)
Display & Navigation
Module Display
ILL+
SWG
ILL–
11
13
B
R
Steering Pad Switch LH
Steering Pad Switch RH
z4(F)
Steering Pad Switch Assembly
56
53
43
83
BR
(*13)

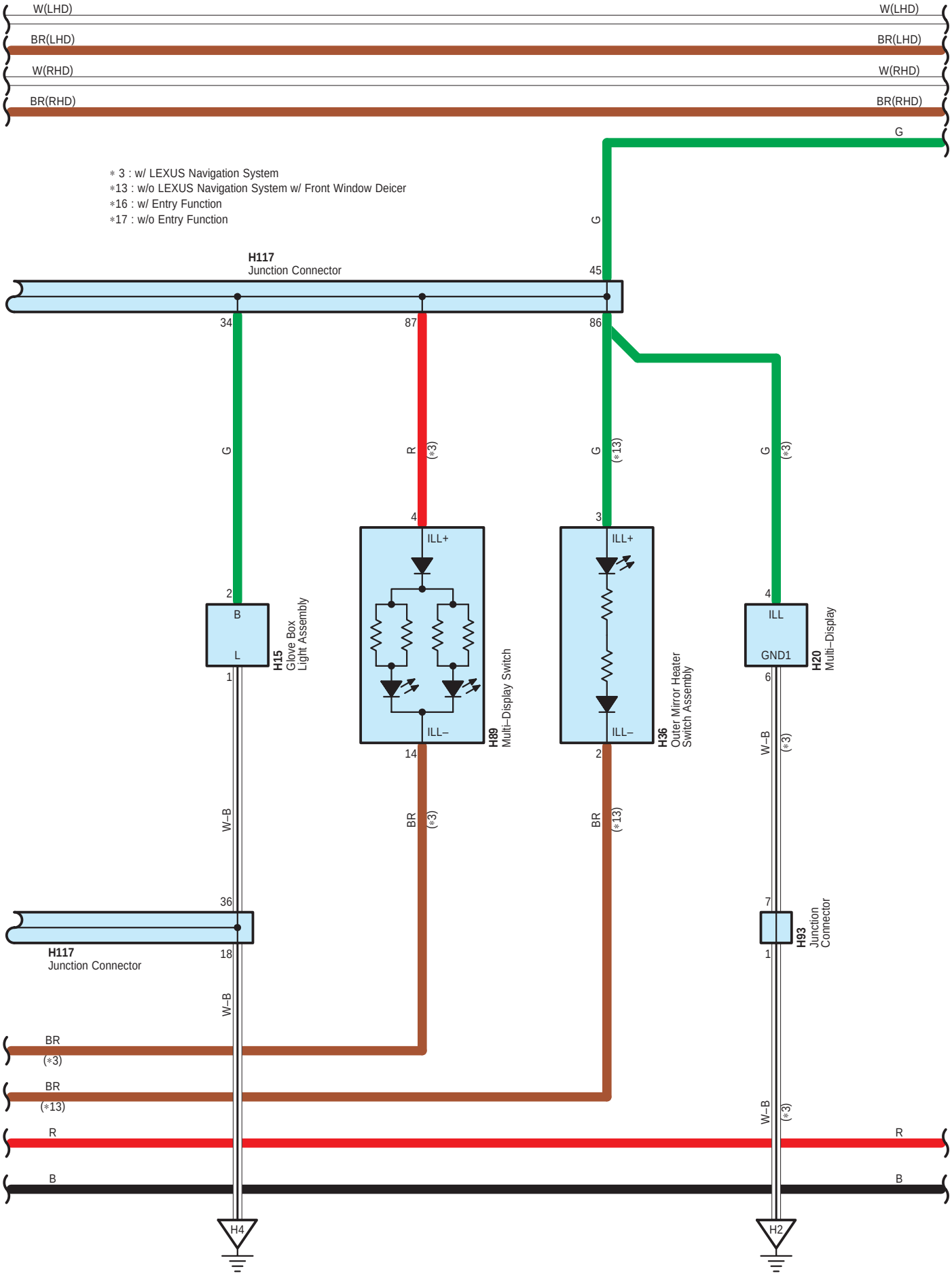
W(LHD)
BR(LHD)
W(RHD)
BR(RHD)
G
∗ 3 : w/ LEXUS Navigation System
∗13 : w/o LEXUS Navigation System w/ Front Window Deicer
∗16 : w/ Entry Function
∗17 : w/o Entry Function
H117
Junction Connector
45
34
87
86
G
R
(∗3)
(∗13)
4
3
ILL+
ILL–
2
B
L
1
H15
Glove Box
Light Assembly
H89
Multi–Display Switch
H36
Outer Mirror Heater
Switch Assembly
ILL
GND1
6
H20
Multi–Display
W–B
BR
36
18
7
H93
Junction
Connector
H4
H2

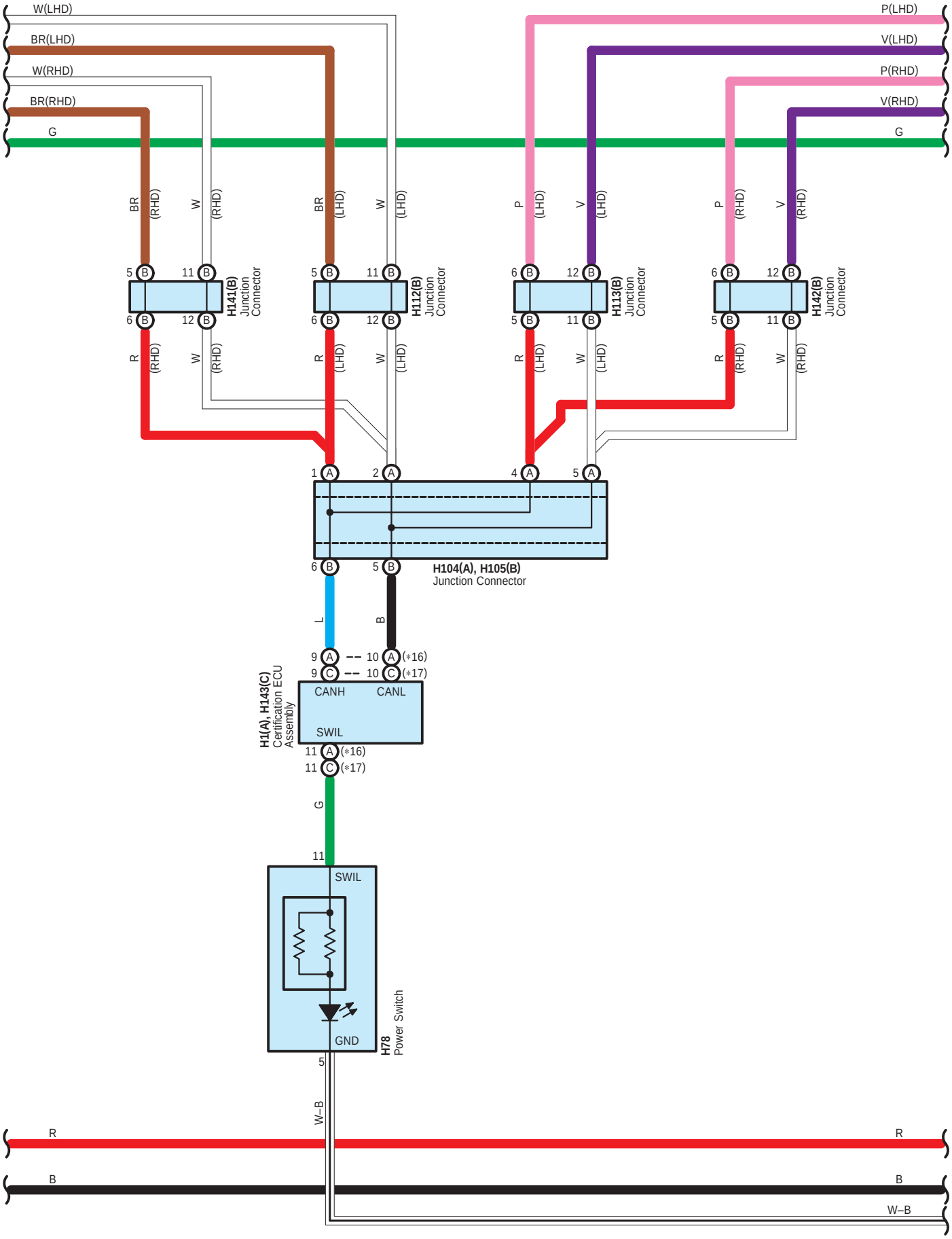
W(LHD)
BR(LHD)
W(RHD)
BR(RHD)
G
P(LHD)
V(LHD)
P(RHD)
V(RHD)
G
H141(B) Junction Connector
H112(B) Junction Connector
H113(B) Junction Connector
H142(B) Junction Connector
H104(A), H105(B) Junction Connector
H1(A), H143(C) Certification ECU Assembly
CANH
CANL
SWIL
H78 Power Switch
GND
R
B
W–B

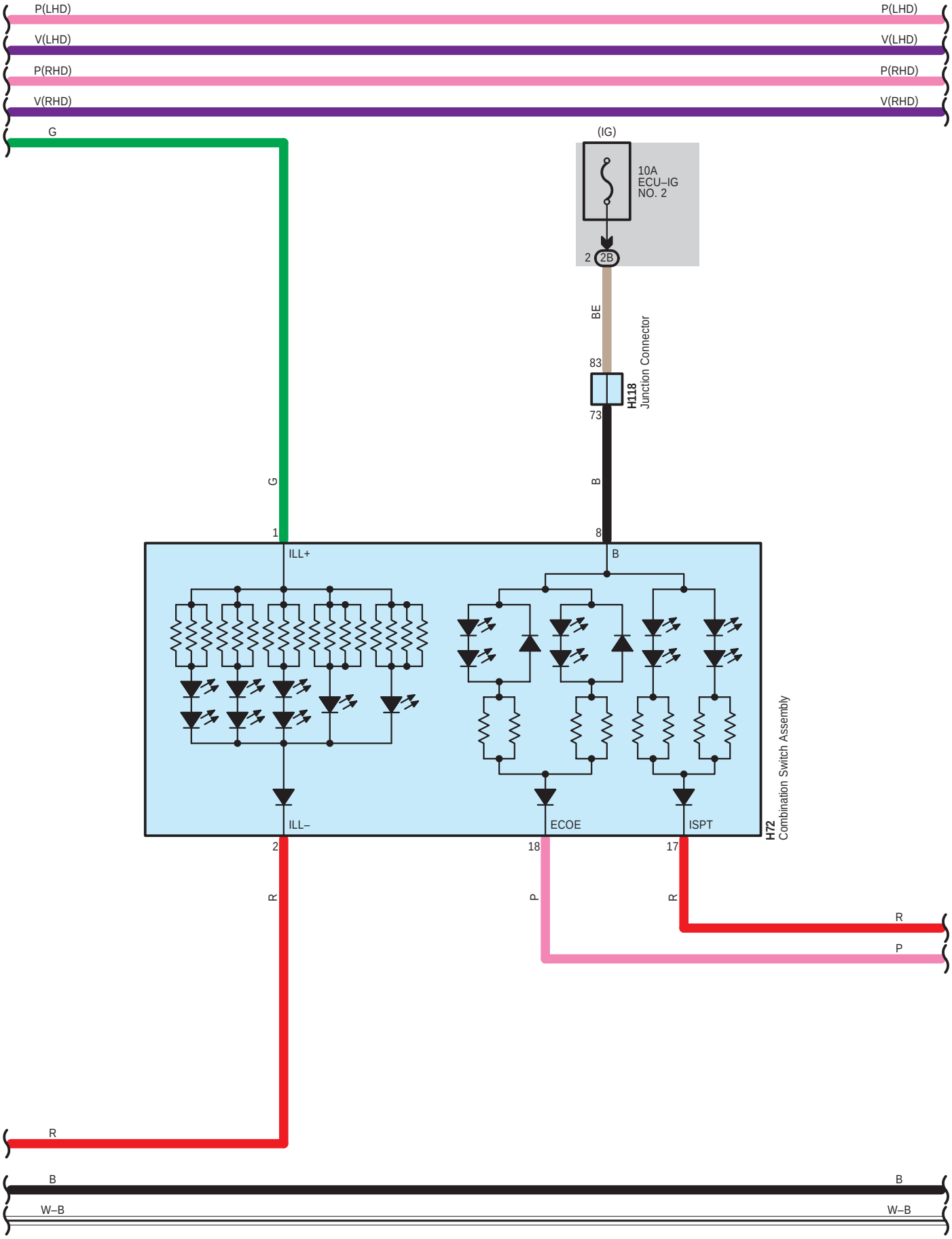
P(LHD)
V(LHD)
P(RHD)
V(RHD)
G
(IG)
10A
ECU–IG
NO. 2
2
2B
BE
83
H118
Junction Connector
73
B
G
1
8
ILL+
B
ILL–
ECOE
ISPT
H72
Combination Switch Assembly
2
18
17
R
P
R
R
P
R
B
W–B

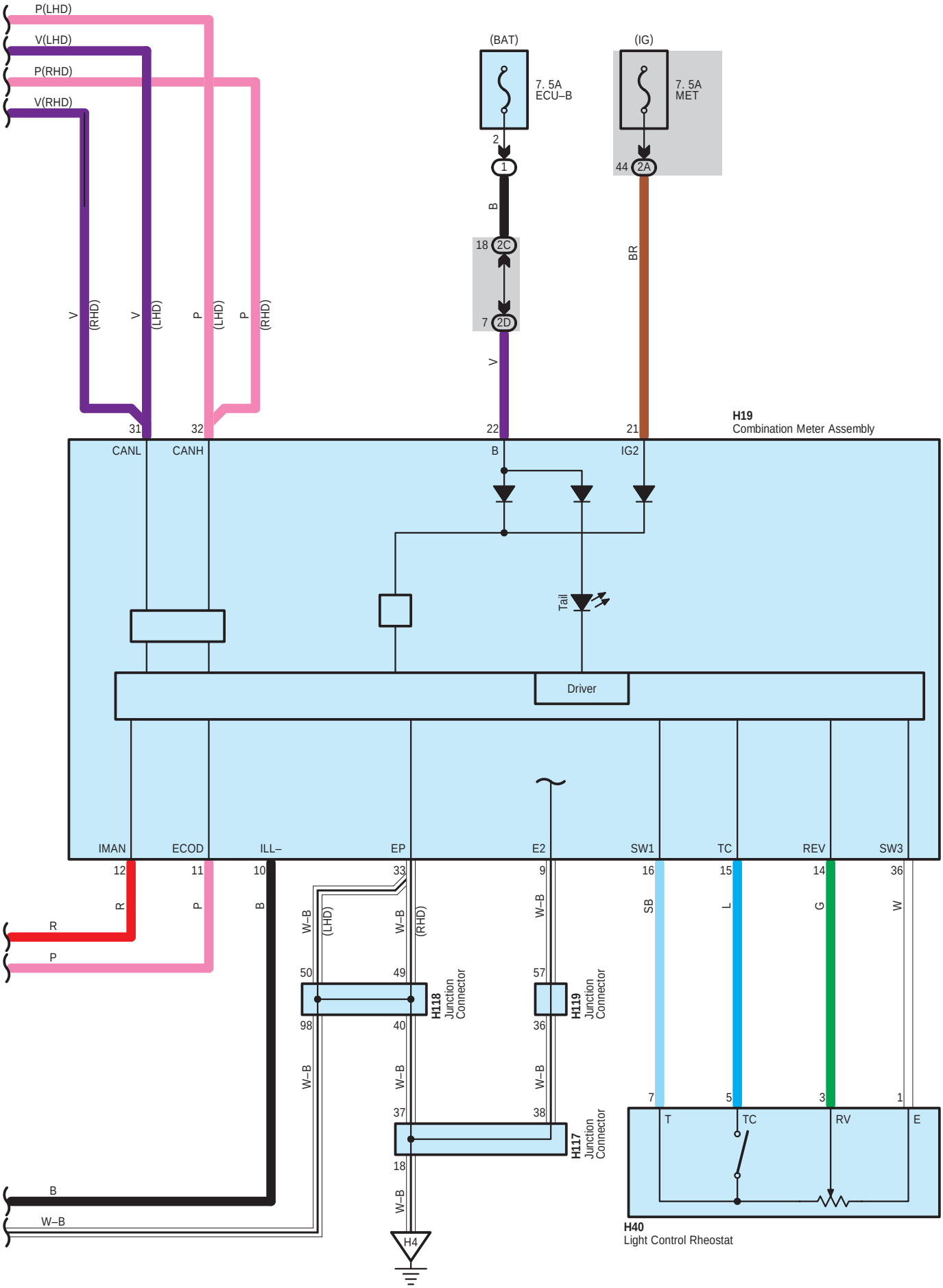
P(LHD)
V(LHD)
P(RHD)
V(RHD)
(BAT)
(IG)
7. 5A
ECU–B
7. 5A
MET
2
1
44
2A
B
18
2C
7
2D
BR
V
V (RHD)
V (LHD)
P (LHD)
P (RHD)
31
32
22
21
H19
Combination Meter Assembly
CANL
CANH
B
IG2
Tail
Driver
IMAN
ECOD
ILL–
EP
E2
SW1
TC
REV
SW3
12
11
10
33
9
16
15
14
36
R
P
B
W–B (LHD)
W–B (RHD)
W–B
SB
L
G
W
R
P
50
49
57
H118
Junction
Connector
H119
Junction
Connector
98
40
36
W–B
W–B
W–B
7
5
3
1
37
38
H117
Junction
Connector
T
TC
RV
E
18
W–B
B
W–B
H4
H40
Light Control Rheostat

A 9
Gray

A 38
Gray

A 47
Gray

A 48
Gray

A 50
White

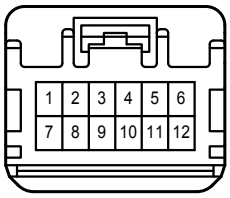


A 51
White

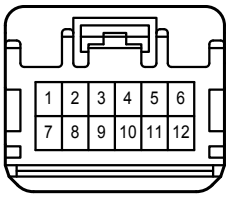


A 54
Black

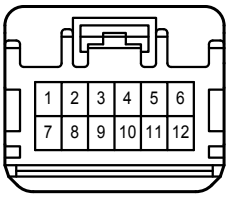


A 55
Black

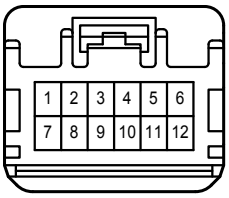


H 1
White

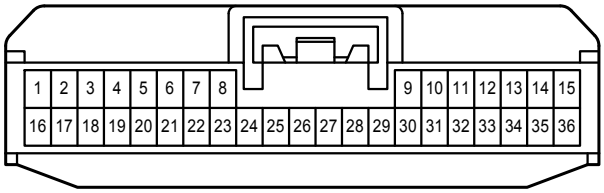


H 15
Gray

H 16
Black

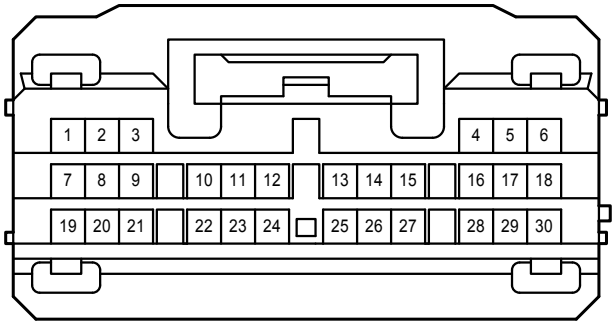


H 17
White

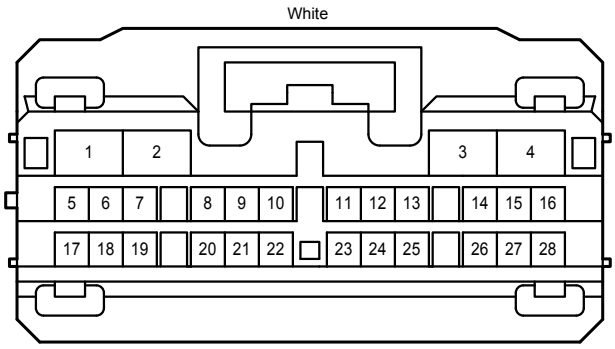


H 19
White

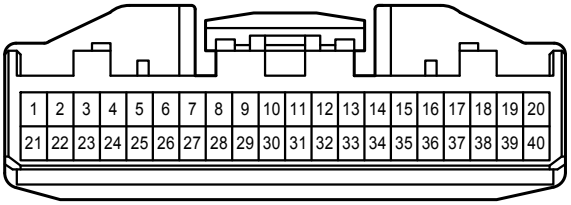

H 20
White

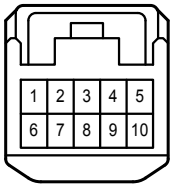


H 26
Black

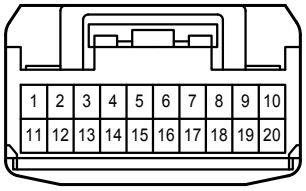


H 30
Black

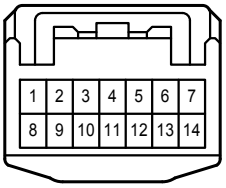


H 36
Black

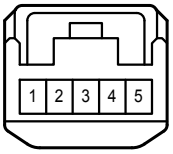


H 38
Black

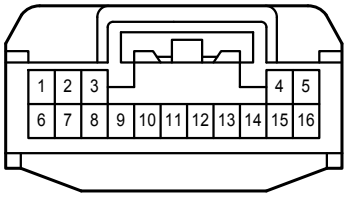


H 39
Black

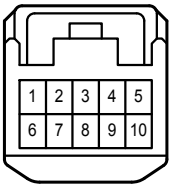


H 40
White

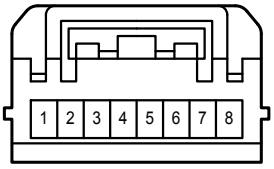


H 41
Gray

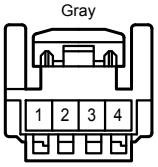


H 42
Black

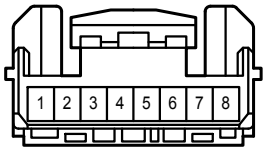


H 43
Black

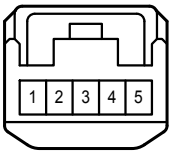


H 47
White

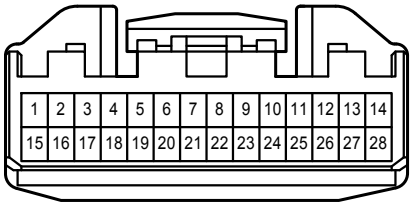


H 48
White

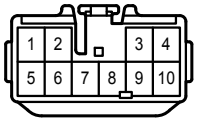


H 49
White

H 50
White

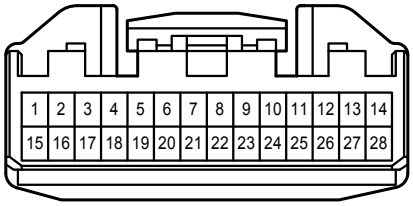


H 51
White

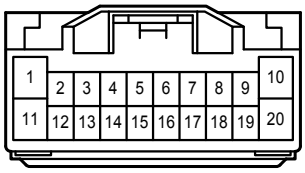


H 52
White

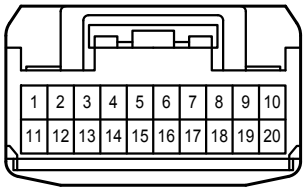


H 60
White

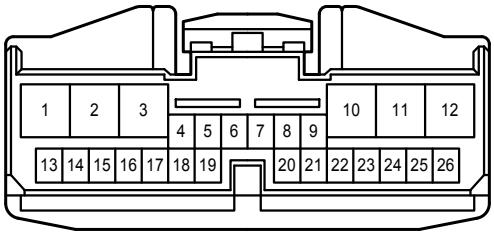


H 70
White

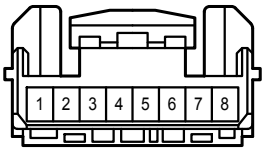

H 72
Black

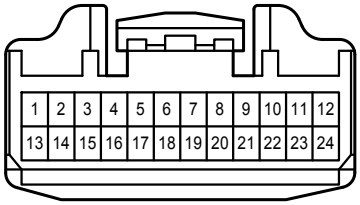


H 78
Black

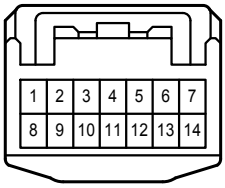


H 80
Black




H 81
Black

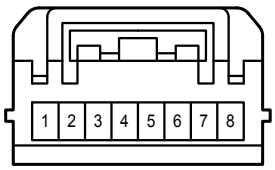


H 82
Black

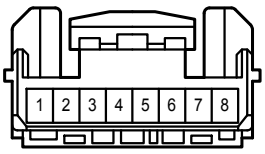


H 83
White

H 88
White

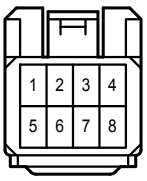


H 89
Black




H 92
White

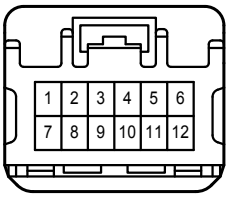


H 93
White

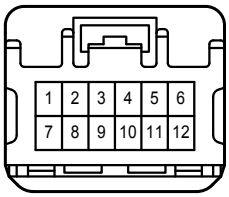


H 94
White

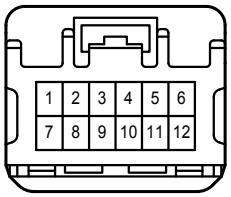


H104
White

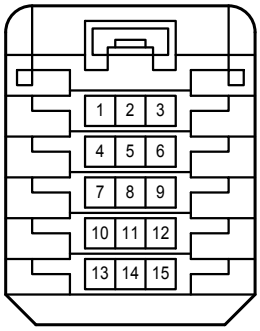


H105
White

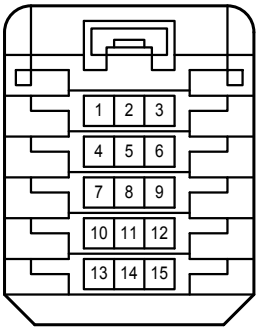


H112
Blue

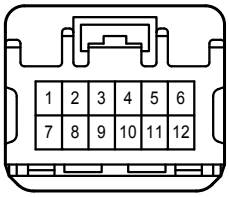


H113
Gray

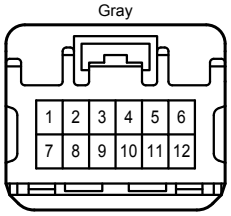


H117
White

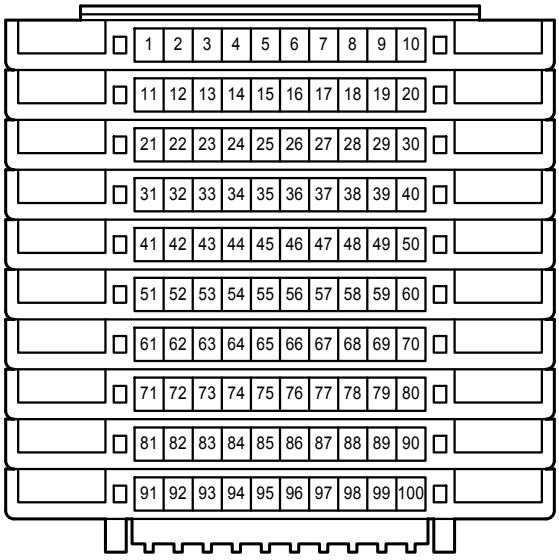


H118
White

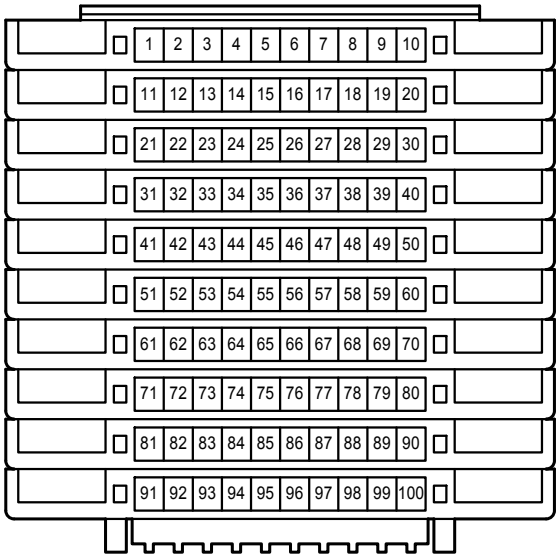

H119
White

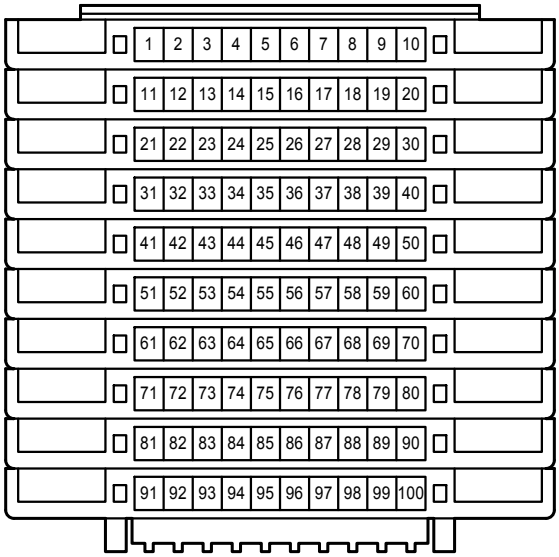


H135
Black

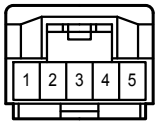


H136
Black

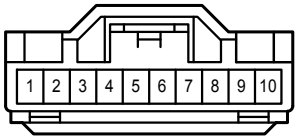


H137
White

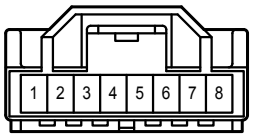


H141
Gray

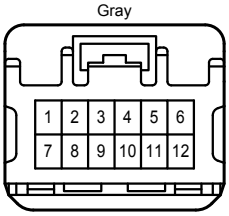


H142
Blue

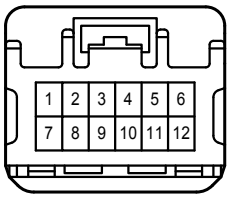


H143
White

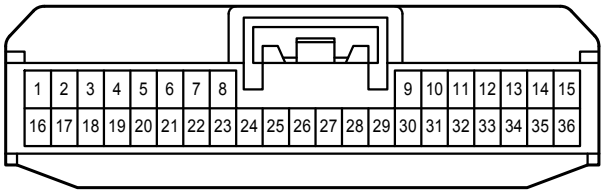


H147
White

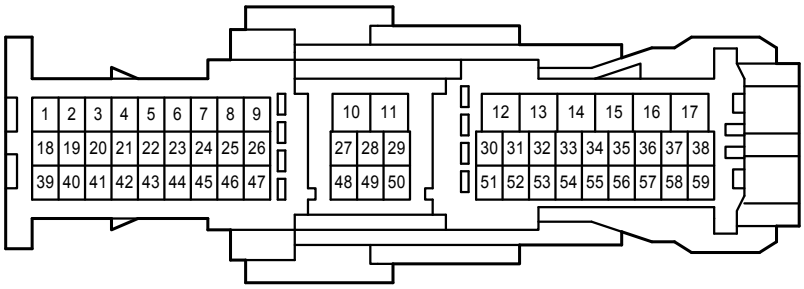


H148
White




J 7
Blue

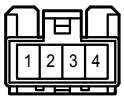


K 9
Blue

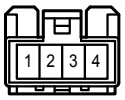


P 22
White

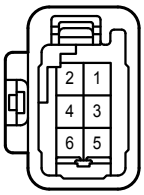


P 23
Black

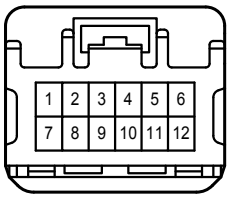


P 24
White

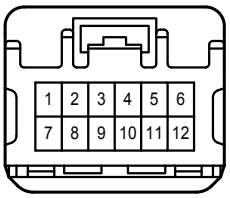

Q 15
White

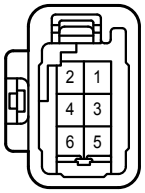


Q 18
White

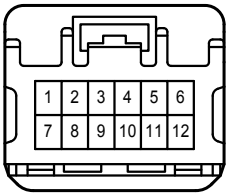


T 6
White

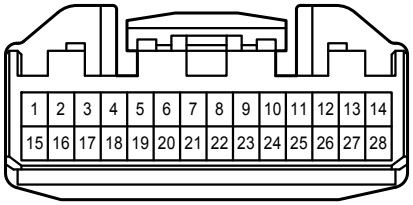


V 5
Gray

V 6
Gray

z 4
Black

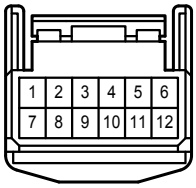


1D
Black

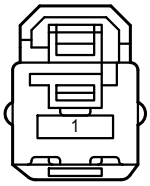


2A
White

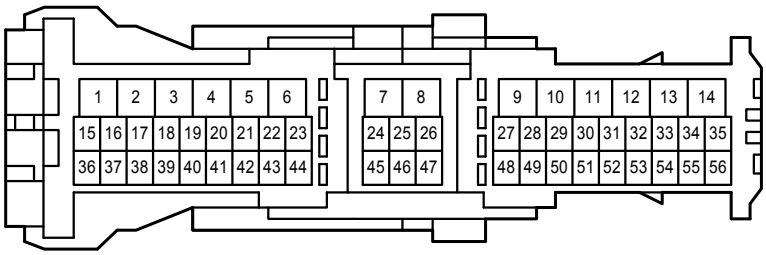


2B
White

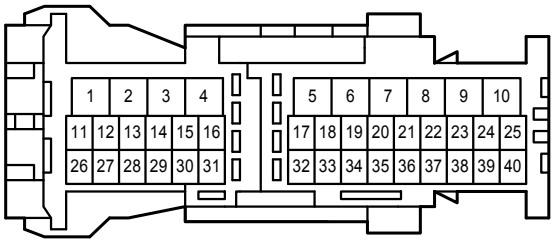


2C
White

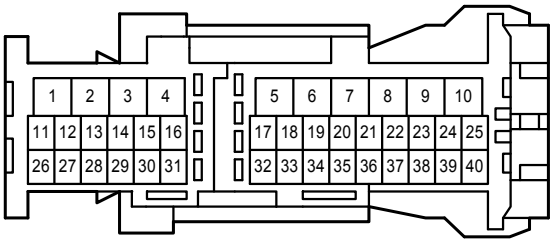


2D
White

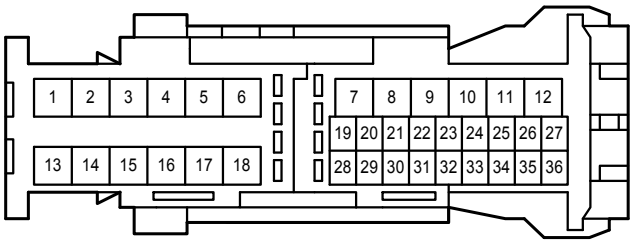


2E
White

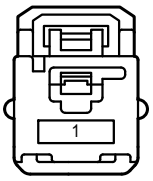


2F
White

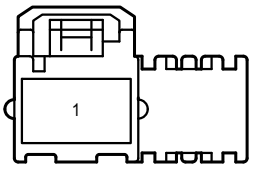

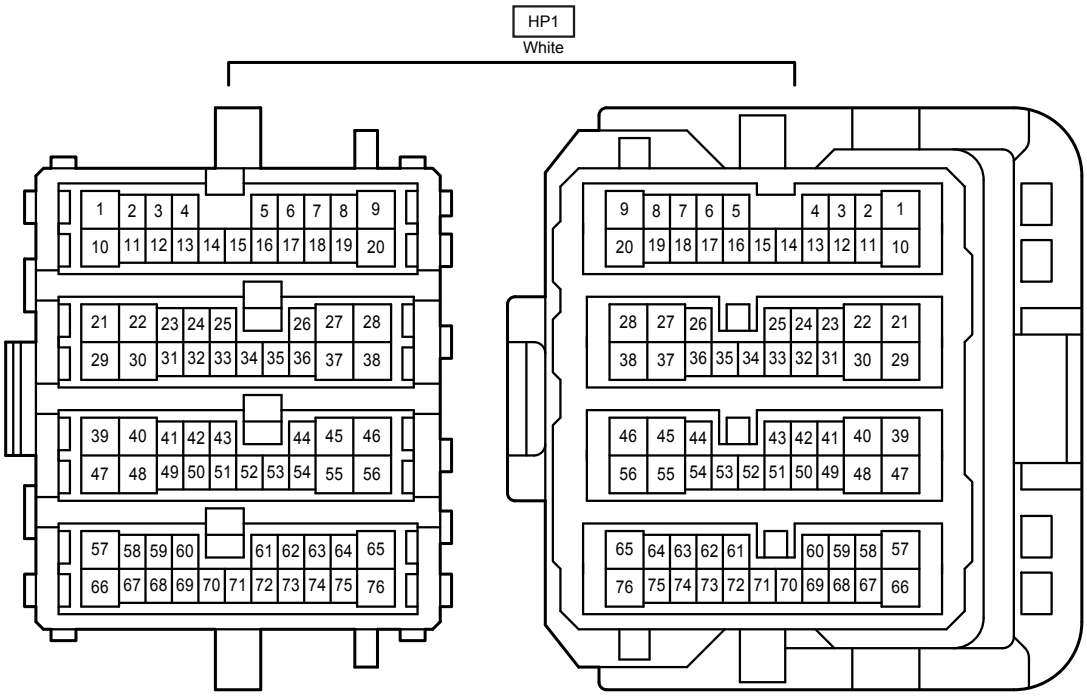
HP1
White

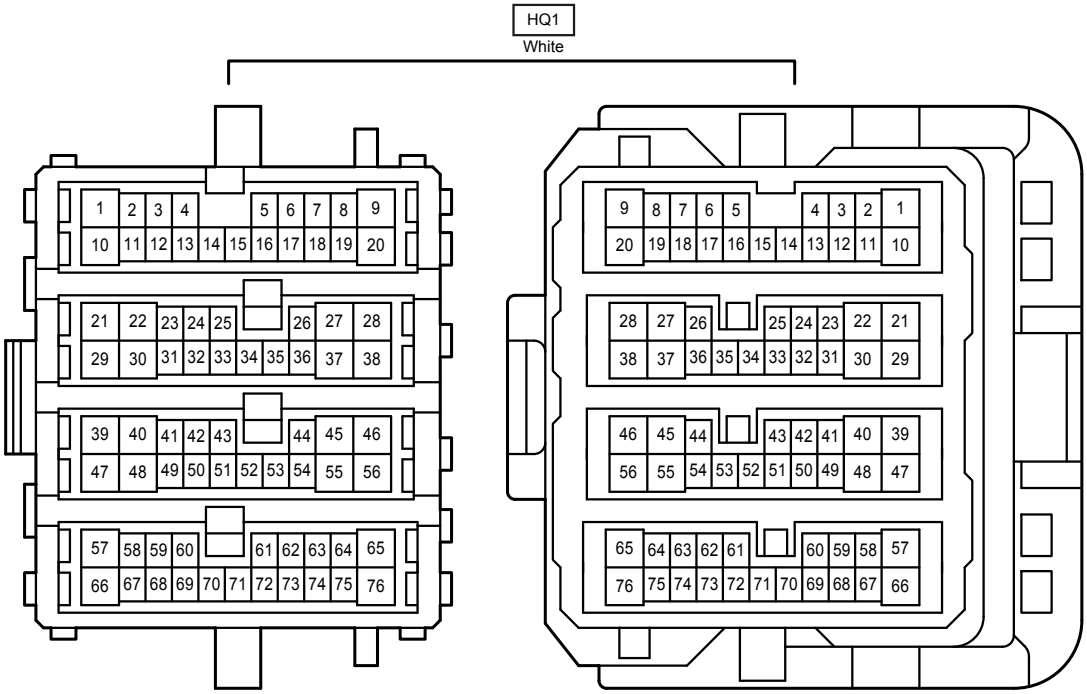
HQ1
White

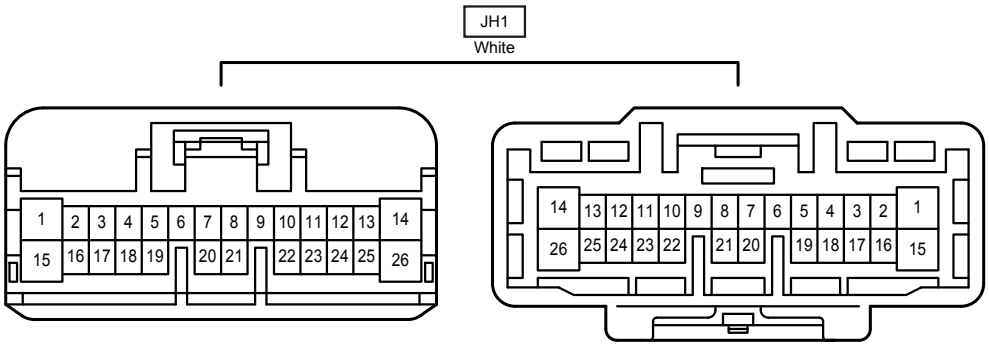
JH1
White

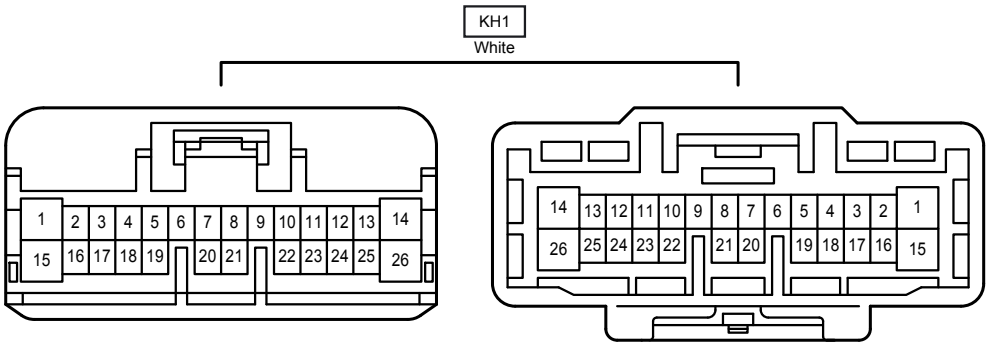
KH1
White
1 2 3 4 5 6 7 8 9 10 11 12 13 14
15 16 17 18 19 20 21 22 23 24 25 26
14 13 12 11 10 9 8 7 6 5 4 3 2 1
26 25 24 23 22 21 20 19 18 17 16 15

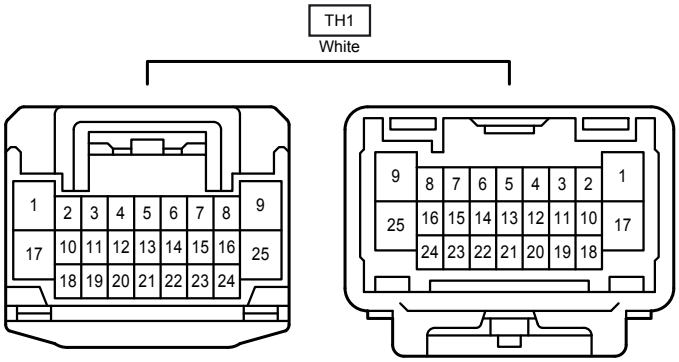
TH1
White
1 2 3 4 5 6 7 8 9
17 10 11 12 13 14 15 16 25
18 19 20 21 22 23 24
9 8 7 6 5 4 3 2 1
25 16 15 14 13 12 11 10 17
24 23 22 21 20 19 18

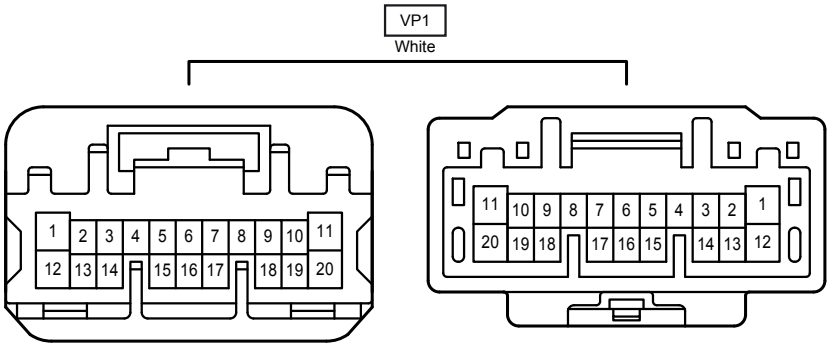
VP1
White
1 2 3 4 5 6 7 8 9 10 11
12 13 14 15 16 17 18 19 20
11 10 9 8 7 6 5 4 3 2 1
20 19 18 17 16 15 14 13 12