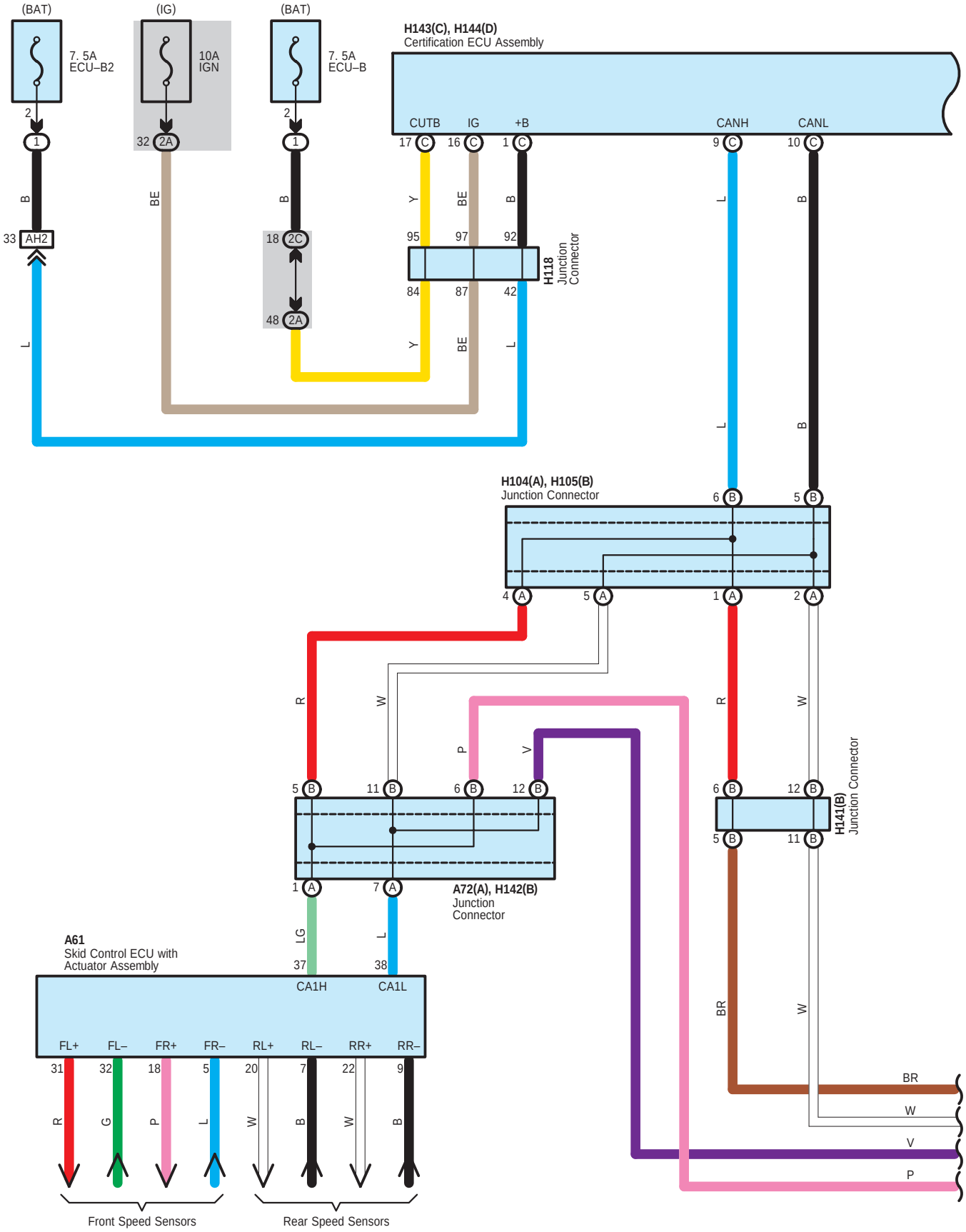
(BAT)
7. 5A
ECU–B2
(IG)
10A
IGN
(BAT)
7. 5A
ECU–B
H143(C), H144(D)
Certification ECU Assembly
CUTB
IG
+B
CANH
CANL
H118
Junction
Connector
H104(A), H105(B)
Junction Connector
H141(B)
Junction Connector
A72(A), H142(B)
Junction
Connector
A61
Skid Control ECU with
Actuator Assembly
CA1H
CA1L
FL+
FL–
FR+
FR–
RL+
RL–
RR+
RR–
Front Speed Sensors
Rear Speed Sensors

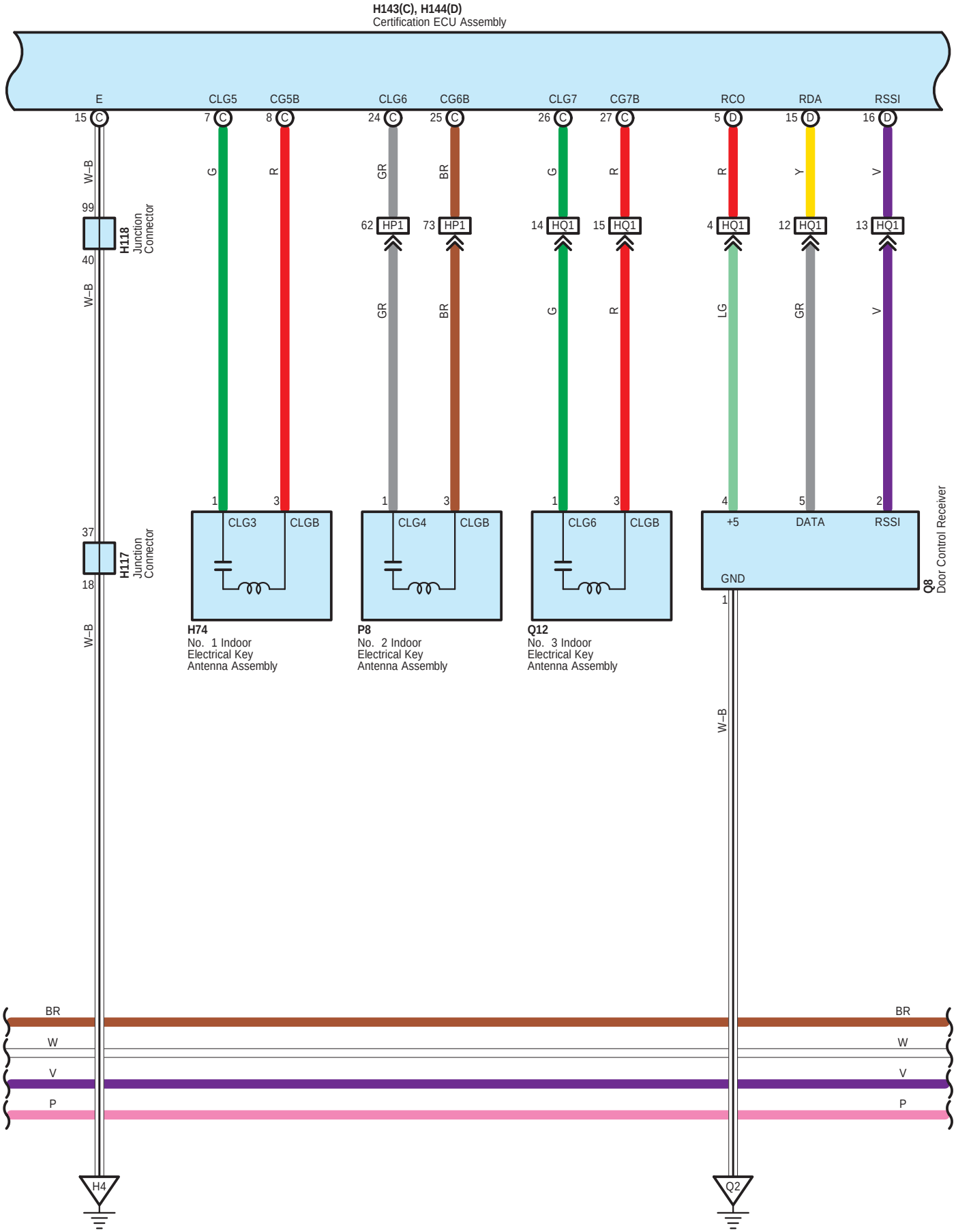
H143(C), H144(D)
Certification ECU Assembly
E
CLG5
CG5B
CLG6
CG6B
CLG7
CG7B
RCO
RDA
RSSI
15 C
7 C
8 C
24 C
25 C
26 C
27 C
5 D
15 D
16 D
W–B
G
R
GR
BR
G
R
R
Y
V
99
40
H118
Junction
Connector
62 HP1
73 HP1
14 HQ1
15 HQ1
4 HQ1
12 HQ1
13 HQ1
GR
BR
G
R
LG
GR
V
1
3
1
3
1
3
4
5
2
CLG3
CLGB
CLG4
CLGB
CLG6
CLGB
+5
DATA
RSSI
GND
1
Q8
Door Control Receiver
37
18
H117
Junction
Connector
W–B
H74
No. 1 Indoor
Electrical Key
Antenna Assembly
P8
No. 2 Indoor
Electrical Key
Antenna Assembly
Q12
No. 3 Indoor
Electrical Key
Antenna Assembly
W–B
BR
W
V
P
BR
W
V
P
H4
Q2

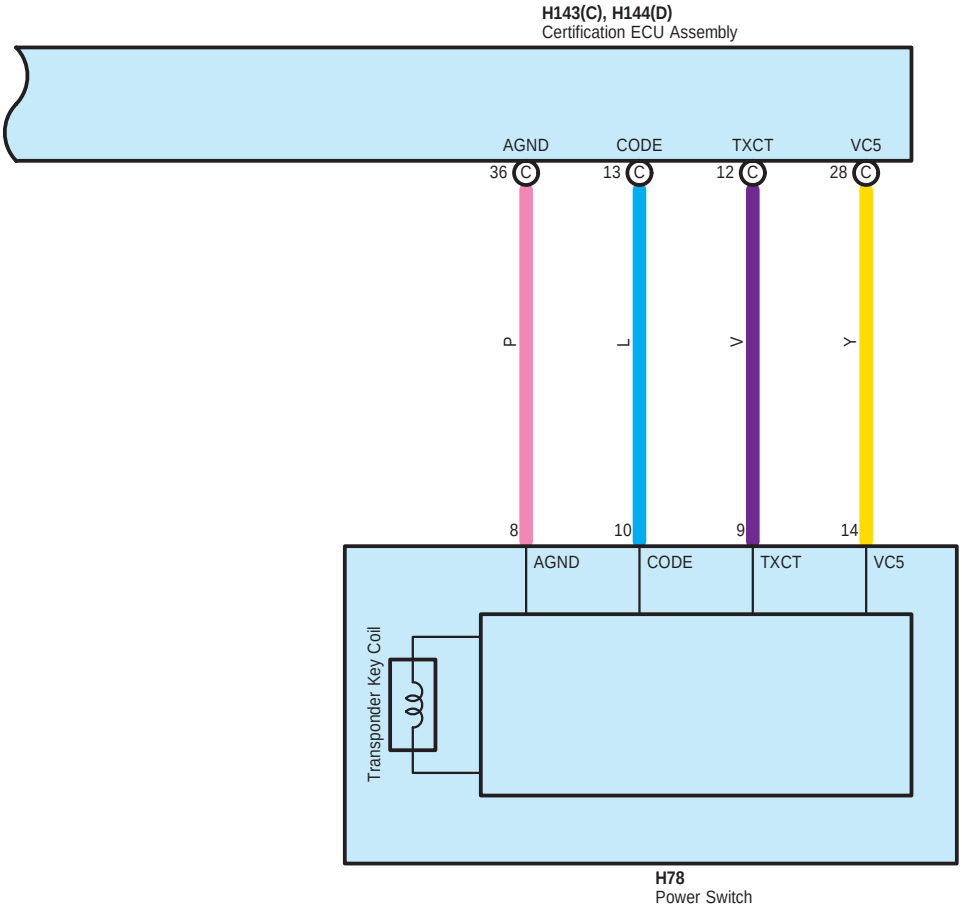
H143(C), H144(D)
Certification ECU Assembly
AGND
CODE
TXCT
VC5
36
13
12
28
P
L
V
Y
8
10
9
14
AGND
CODE
TXCT
VC5
Transponder Key Coil
H78
Power Switch


BR
BR
W
W
V
V
P
P

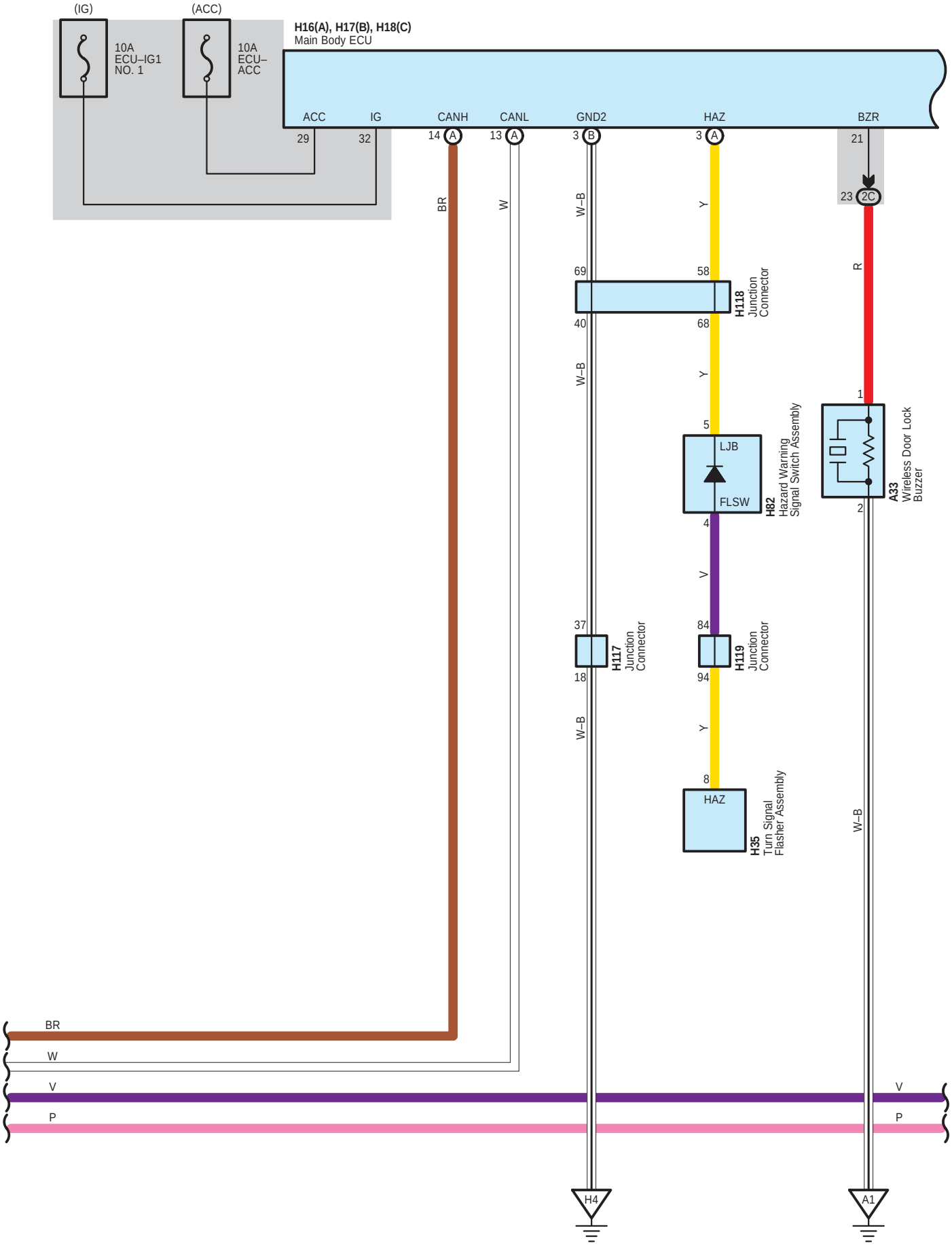
(IG)
(ACC)
10A
ECU–IG1
NO. 1
10A
ECU–
ACC
H16(A), H17(B), H18(C)
Main Body ECU
ACC
IG
CANH
CANL
GND2
HAZ
BZR
29
32
14 A
13 A
3 B
3 A
21
23 2C
BR
W
W–B
Y
R
69
40
58
68
H118
Junction
Connector
W–B
Y
5
LJB
FLSW
H82
Hazard Warning
Signal Switch Assembly
4
V
37
18
H117
Junction
Connector
84
94
H119
Junction
Connector
W–B
Y
8
HAZ
H35
Turn Signal
Flasher Assembly
1
2
A33
Wireless Door Lock
Buzzer
W–B
BR
W
V
P
V
P
H4
A1

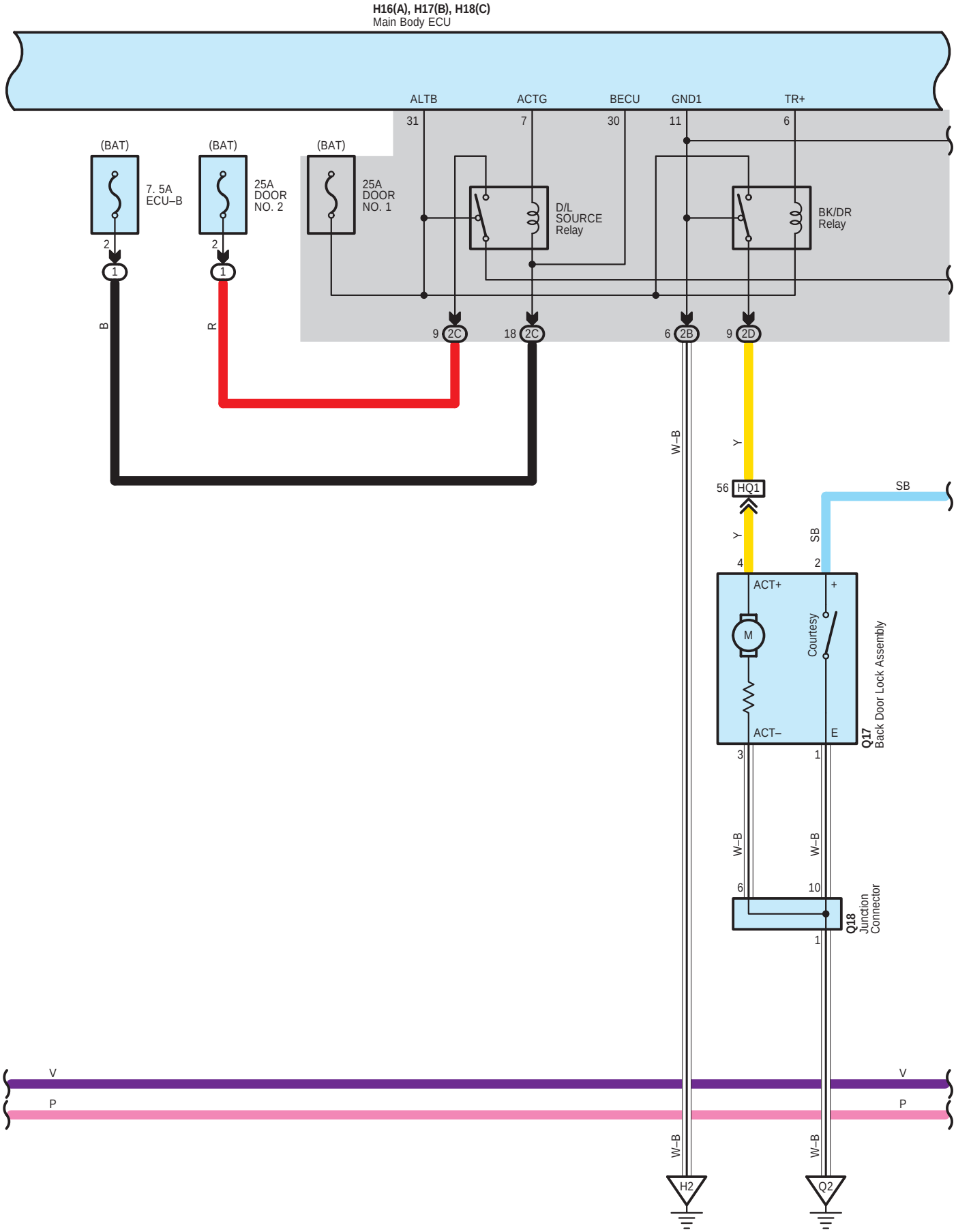
H16(A), H17(B), H18(C)
Main Body ECU
ALTB
ACTG
BECU
GND1
TR+
31
7
30
11
6
(BAT)
7. 5A
ECU–B
25A
DOOR
NO. 2
25A
DOOR
NO. 1
D/L
SOURCE
Relay
BK/DR
Relay
2
1
B
R
9 2C
18 2C
6 2B
9 2D
W–B
Y
56 HQ1
SB
4
2
ACT+
+
M
Courtesy
ACT–
E
Q17
Back Door Lock Assembly
3
1
6
10
Q18
Junction
Connector
V
P
H2
Q2

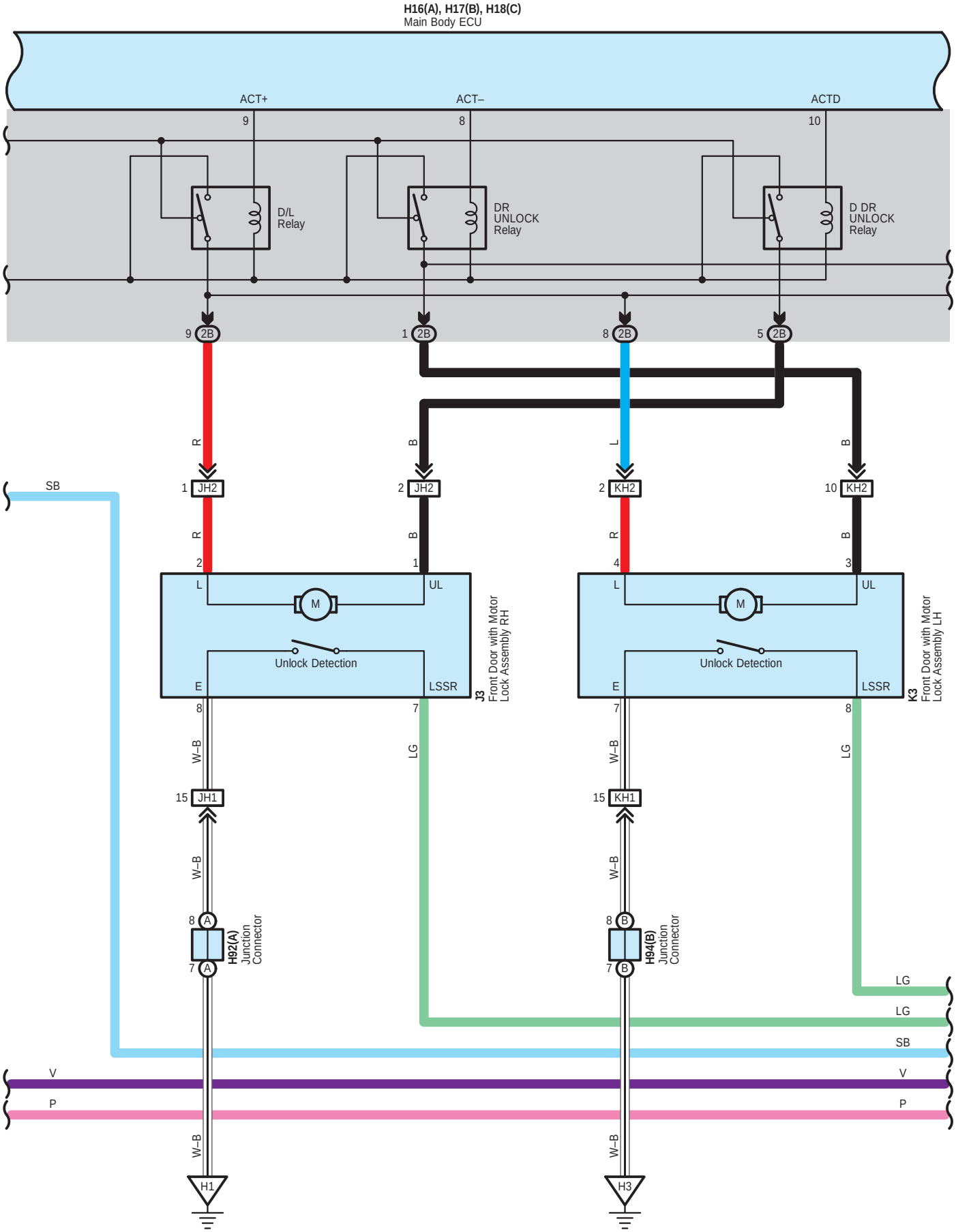
H16(A), H17(B), H18(C)
Main Body ECU
ACT+
ACT–
ACTD
9
8
10
D/L Relay
DR UNLOCK Relay
D DR UNLOCK Relay
9 2B
1 2B
8 2B
5 2B
R
B
L
B
SB
1 JH2
2 JH2
2 KH2
10 KH2
R
B
R
B
2
1
4
3
L
UL
M
Unlock Detection
E
LSSR
J3 Front Door with Motor Lock Assembly RH
K3 Front Door with Motor Lock Assembly LH
8
7
7
8
W–B
LG
W–B
LG
15 JH1
15 KH1
W–B
W–B
8 A
7 A
H92(A) Junction Connector
8 B
7 B
H94(B) Junction Connector
LG
LG
SB
V
V
P
P
W–B
W–B
H1
H3

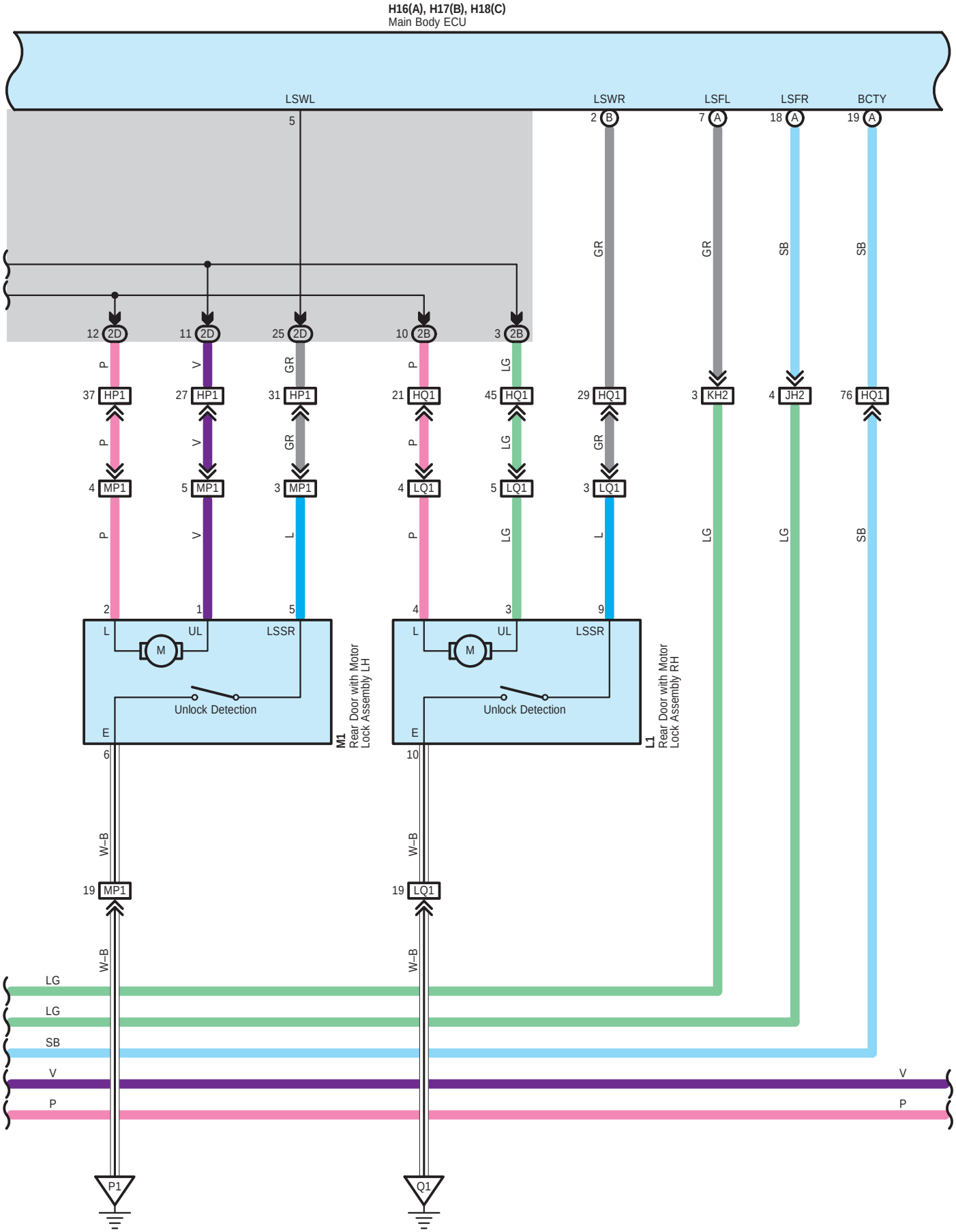
H16(A), H17(B), H18(C)
Main Body ECU
LSWL
LSWR
LSFL
LSFR
BCTY
5
2 B
7 A
18 A
19 A
GR
GR
SB
SB
12 2D
11 2D
25 2D
10 2B
3 2B
P
V
GR
P
LG
37 HP1
27 HP1
31 HP1
21 HQ1
45 HQ1
29 HQ1
3 KH2
4 JH2
76 HQ1
P
V
GR
P
LG
GR
4 MP1
5 MP1
3 MP1
4 LQ1
5 LQ1
3 LQ1
P
V
L
P
LG
L
LG
LG
SB
2
1
5
4
3
9
L
UL
LSSR
L
UL
LSSR
M
M
Unlock Detection
Unlock Detection
E
E
M1
Rear Door with Motor
Lock Assembly LH
L1
Rear Door with Motor
Lock Assembly RH
6
10
W–B
W–B
19 MP1
19 LQ1
W–B
W–B
LG
LG
SB
V
V
P
P
P1
Q1

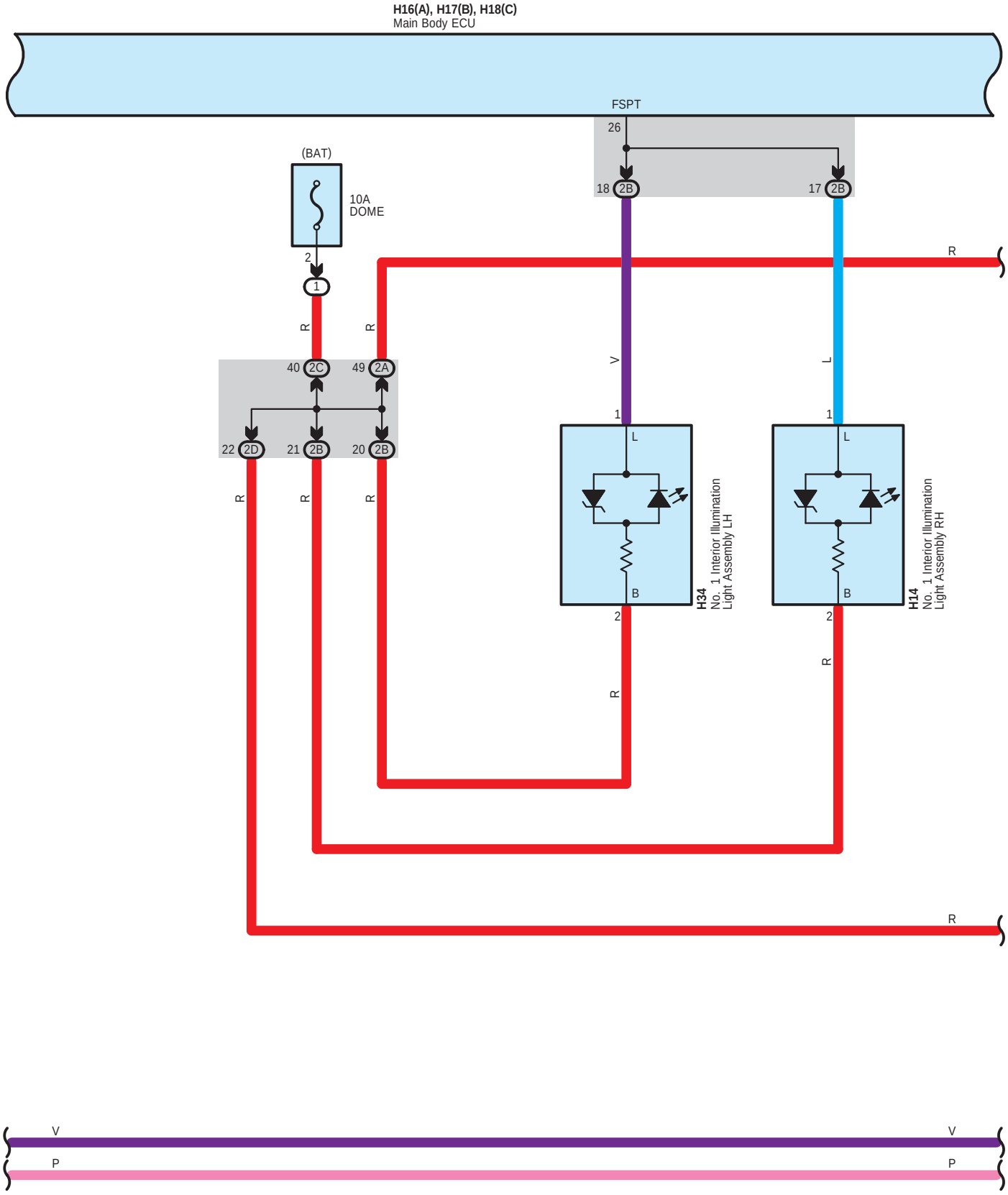
H16(A), H17(B), H18(C)
Main Body ECU
FSPT
26
18 2B
17 2B
(BAT)
10A
DOME
2
1
R
R
R
40 2C
49 2A
22 2D
21 2B
20 2B
V
L
1
L
B
2
H34
No. 1 Interior Illumination
Light Assembly LH
1
L
B
2
H14
No. 1 Interior Illumination
Light Assembly RH
R
R
R
R
R
R
V
P
V
P

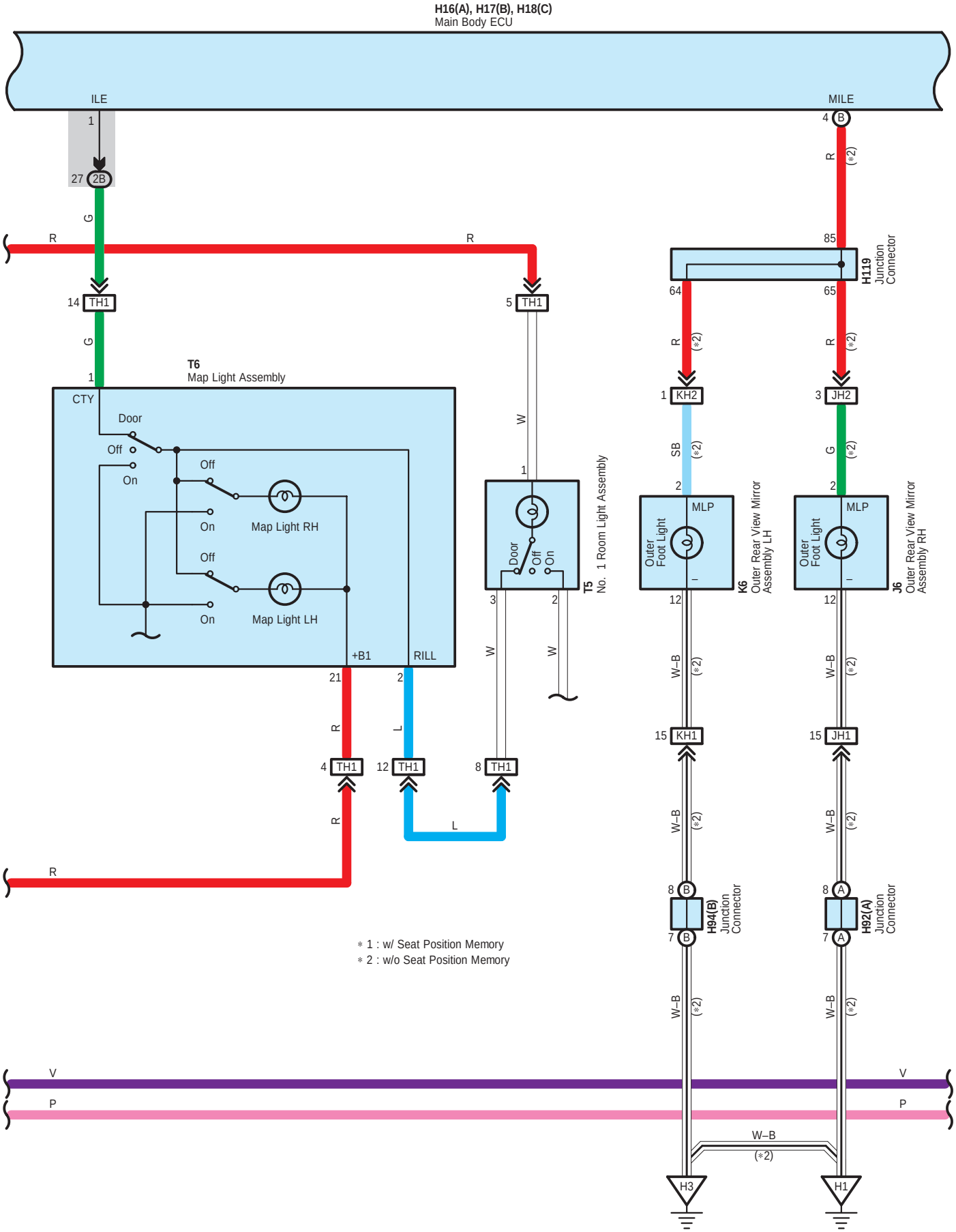
H16(A), H17(B), H18(C)
Main Body ECU
ILE
MILE
1
27 2B
4 B
R (*2)
G
R
R
85
H119 Junction Connector
64
65
14 TH1
5 TH1
R (*2)
R (*2)
G
T6
Map Light Assembly
1
CTY
Door
Off
On
Off
On
Map Light RH
Off
On
Map Light LH
W
1
Door
Off
On
T5 No. 1 Room Light Assembly
1 KH2
3 JH2
SB (*2)
G (*2)
2
MLP
Outer Foot Light
K6 Outer Rear View Mirror Assembly LH
2
MLP
Outer Foot Light
J6 Outer Rear View Mirror Assembly RH
3
2
W
W
12
12
+B1
RILL
21
2
W–B (*2)
W–B (*2)
R
L
15 KH1
15 JH1
4 TH1
12 TH1
8 TH1
W–B (*2)
W–B (*2)
R
L
R
8 B
7 B
H94(B) Junction Connector
8 A
7 A
H92(A) Junction Connector
W–B (*2)
W–B (*2)
∗ 1 : w/ Seat Position Memory
∗ 2 : w/o Seat Position Memory
V
P
V
P
W–B
(*2)
H3
H1

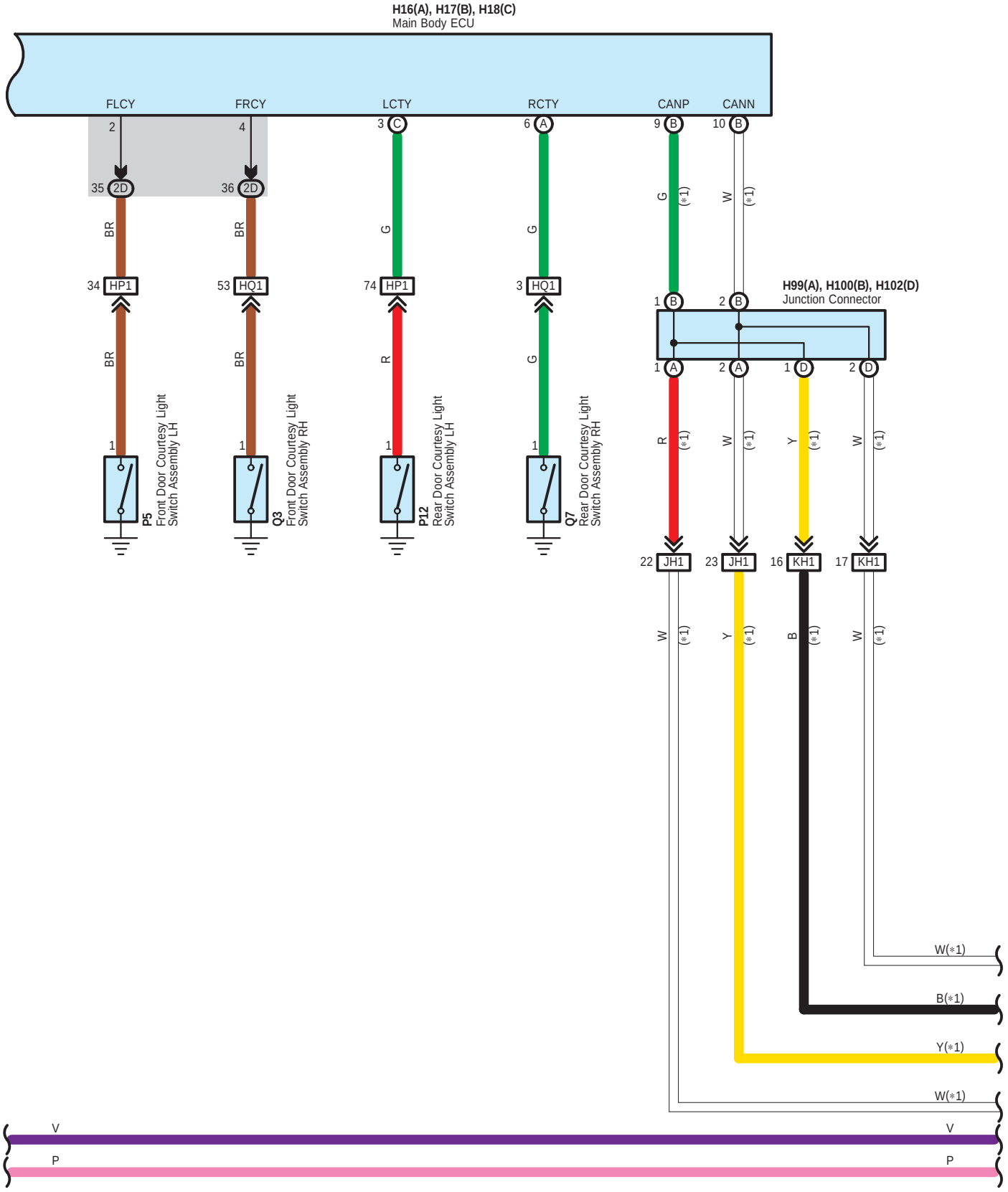
H16(A), H17(B), H18(C)
Main Body ECU
FLCY
FRCY
LCTY
RCTY
CANP
CANN
2
4
3 C
6 A
9 B
10 B
35 2D
36 2D
BR
BR
G
G
G
(*1)
W
(*1)
34 HP1
53 HQ1
74 HP1
3 HQ1
H99(A), H100(B), H102(D)
Junction Connector
1 B
2 B
1 A
2 A
1 D
2 D
BR
BR
R
G
R
(*1)
W
(*1)
Y
(*1)
W
(*1)
1
1
1
1
P5
Front Door Courtesy Light Switch Assembly LH
Q3
Front Door Courtesy Light Switch Assembly RH
P12
Rear Door Courtesy Light Switch Assembly LH
Q7
Rear Door Courtesy Light Switch Assembly RH
22 JH1
23 JH1
16 KH1
17 KH1
W
(*1)
Y
(*1)
B
(*1)
W
(*1)
W(*1)
B(*1)
Y(*1)
W(*1)
V
V
P
P

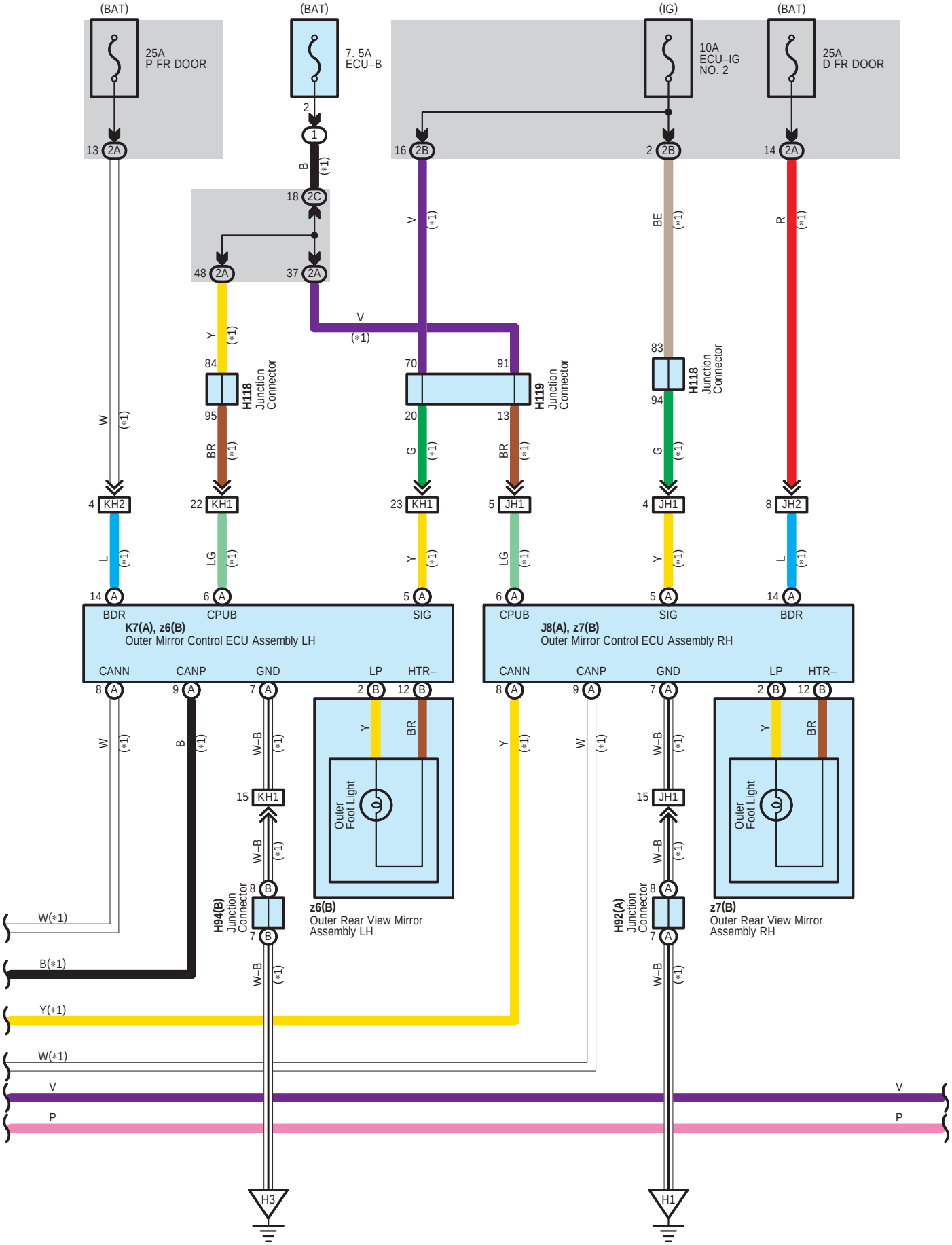
(BAT)
25A
P FR DOOR
(BAT)
7. 5A
ECU–B
(IG)
10A
ECU–IG
NO. 2
(BAT)
25A
D FR DOOR
H118
Junction
Connector
H119
Junction
Connector
K7(A), z6(B)
Outer Mirror Control ECU Assembly LH
J8(A), z7(B)
Outer Mirror Control ECU Assembly RH
BDR
CPUB
SIG
CANN
CANP
GND
LP
HTR–
Outer
Foot Light
z6(B)
Outer Rear View Mirror
Assembly LH
z7(B)
Outer Rear View Mirror
Assembly RH
H94(B)
Junction
Connector
H92(A)
Junction
Connector
W(*1)
B(*1)
Y(*1)
W(*1)
V
P
H3
H1

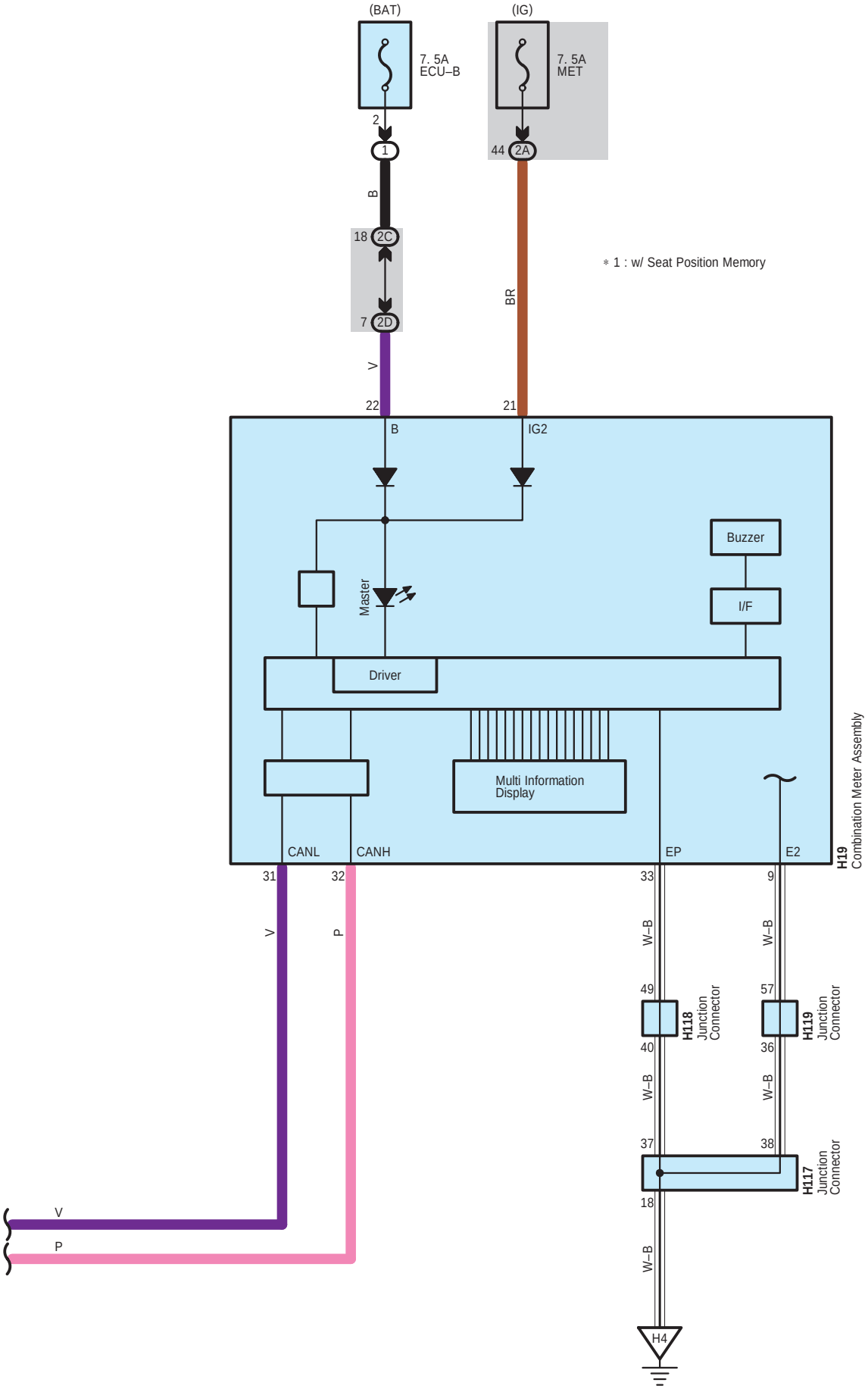
(BAT)
(IG)
7. 5A
ECU–B
7. 5A
MET
2
1
44
2A
B
18
2C
7
2D
BR
V
22
21
B
IG2
∗ 1 : w/ Seat Position Memory
Buzzer
Master
I/F
Driver
Multi Information
Display
CANL
CANH
EP
E2
H19
Combination Meter Assembly
31
32
33
9
V
P
W–B
W–B
49
57
H118
Junction
Connector
H119
Junction
Connector
40
36
W–B
W–B
37
38
H117
Junction
Connector
18
V
P
W–B
H4

A 33
Gray



A 61
Gray

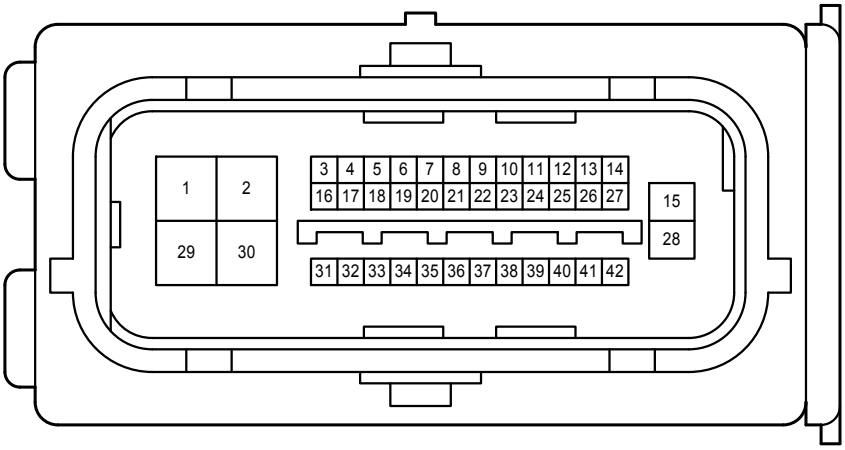

A 72
Blue

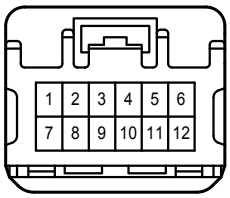

H 14
Gray

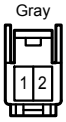

H 16
Black

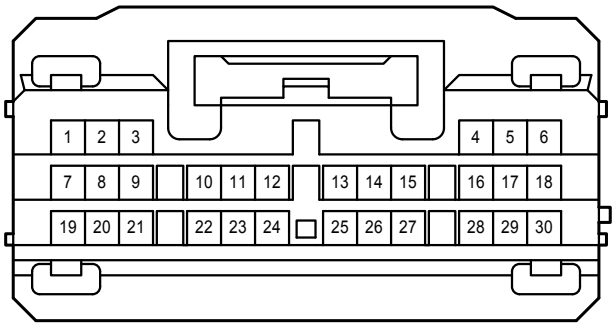

H 17
White

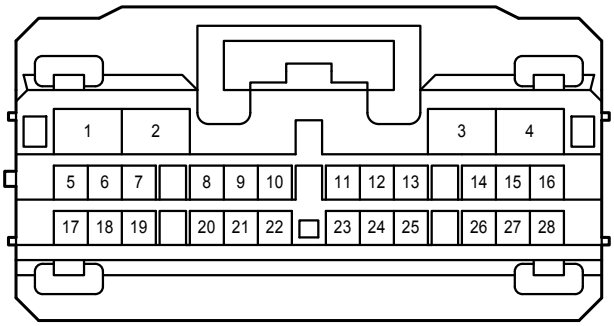

H 18
White

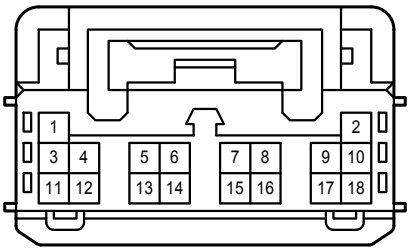

H 19
White

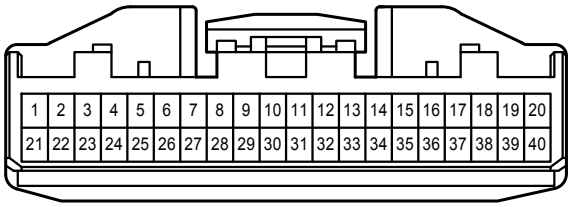

H 34
Gray

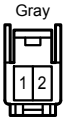

H 35
White

H 74
White

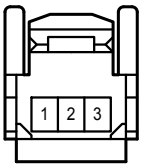

H 78
Black

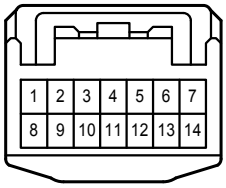

H 82
Black

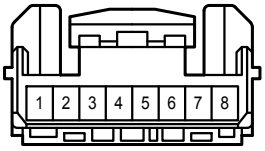

H 92
White

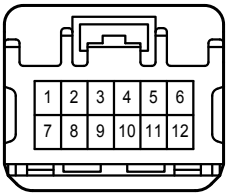

H 94
White

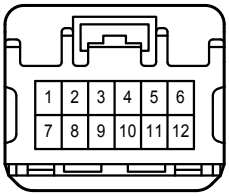

H 99
White

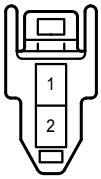

H100
White

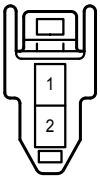

H102
White

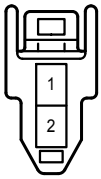

H104
White

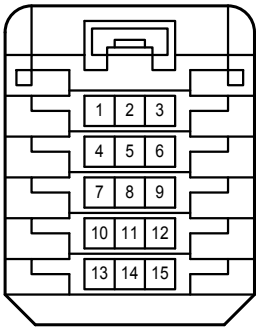

H105
White

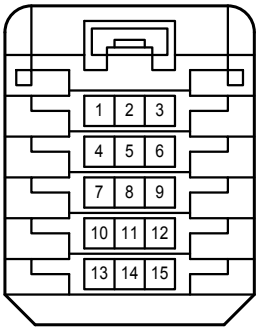

H117
White

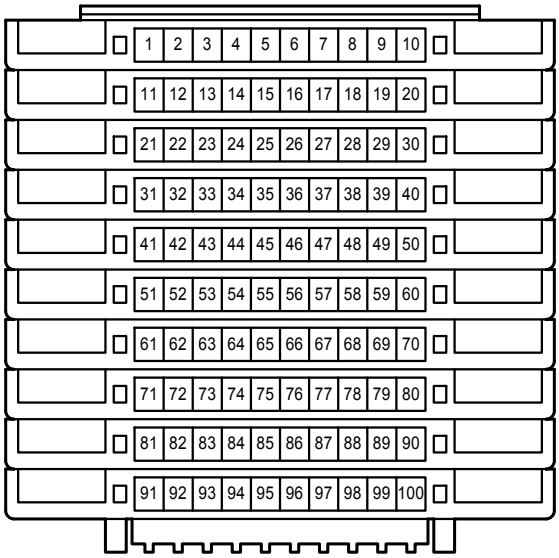

H118
White

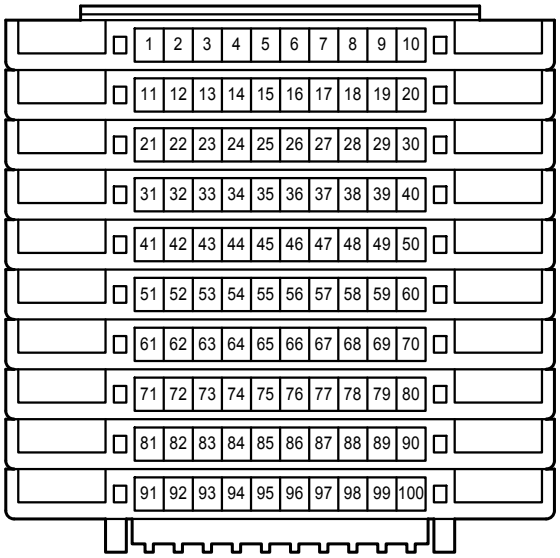

H119
White

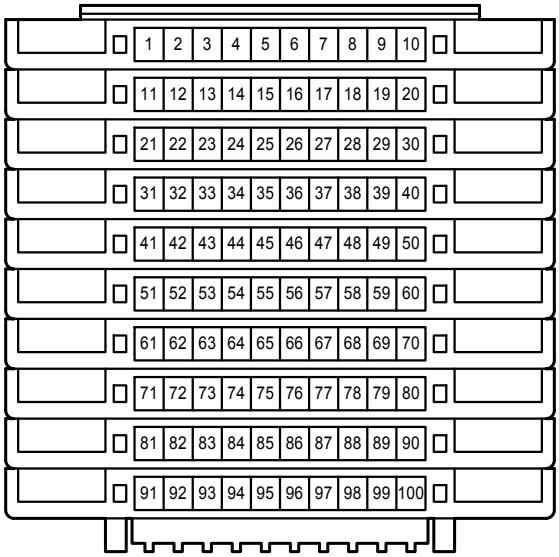

H141
Gray

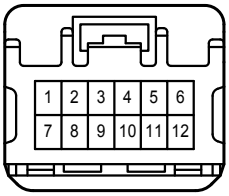

H142
Blue

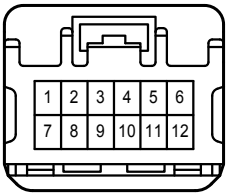

H143
White

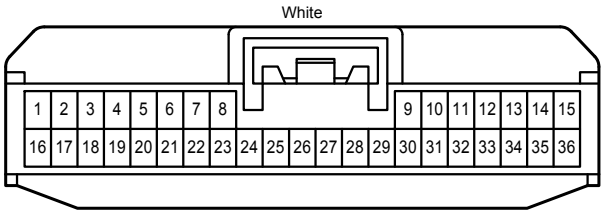

H144
White

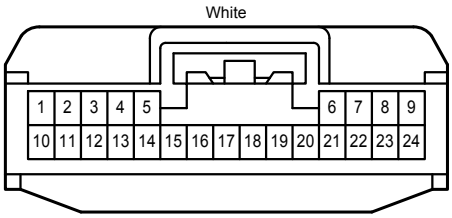

J 3
White

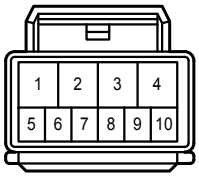

J 6
White

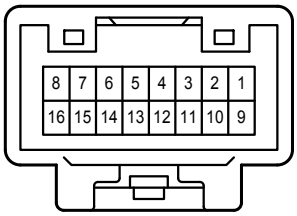

J 8
White

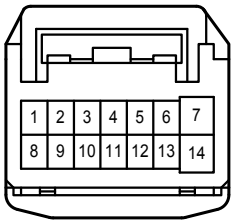

K 3
White

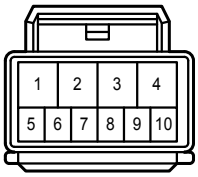

K 6
White

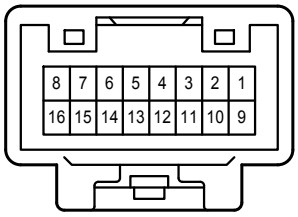

K 7
White

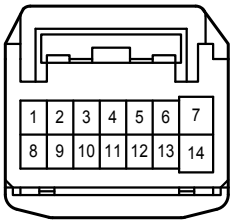

L 1
White

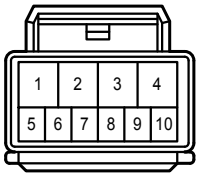

M 1
White

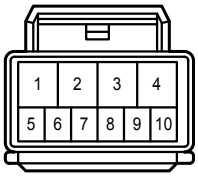

P 5
White

P 8
White

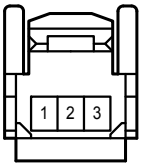

P 12
White

Q 3
White

Q 7
White

Q 8
Blue

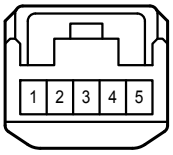

Q 12
White

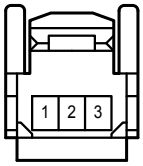

Q 17
White

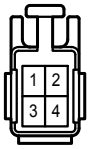

Q 18
White

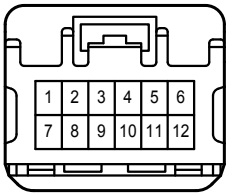

T 5
Gray

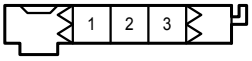

T 6
White

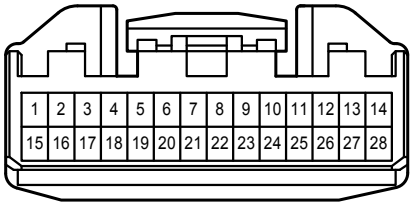

z 6
White

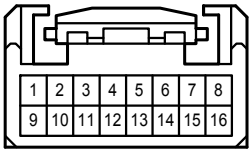

z 7
White

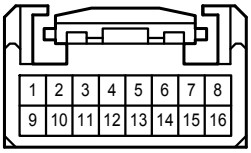

2A
White

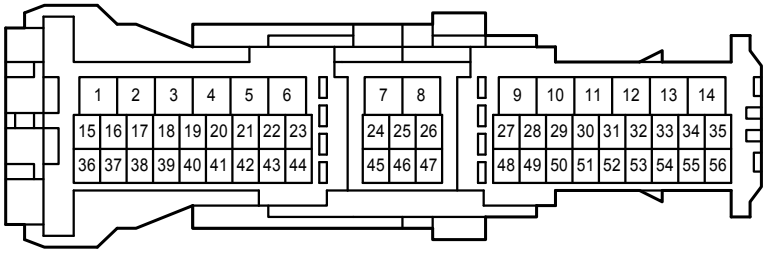

2B
White

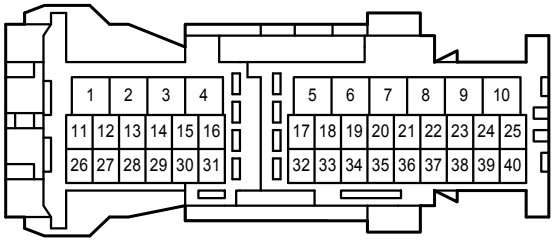

2C
White

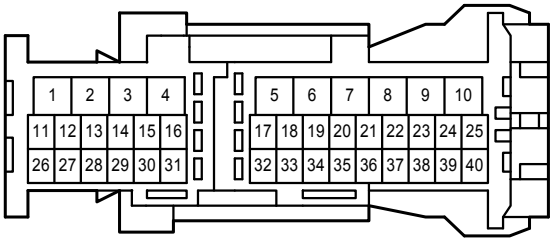

2D
White

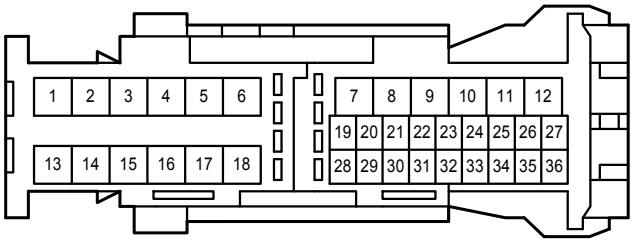

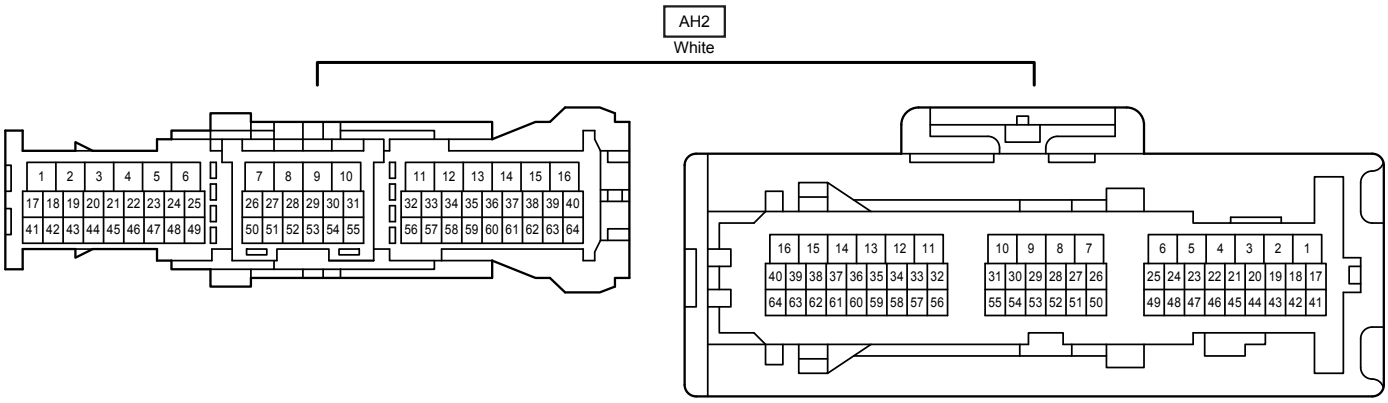
AH2
White

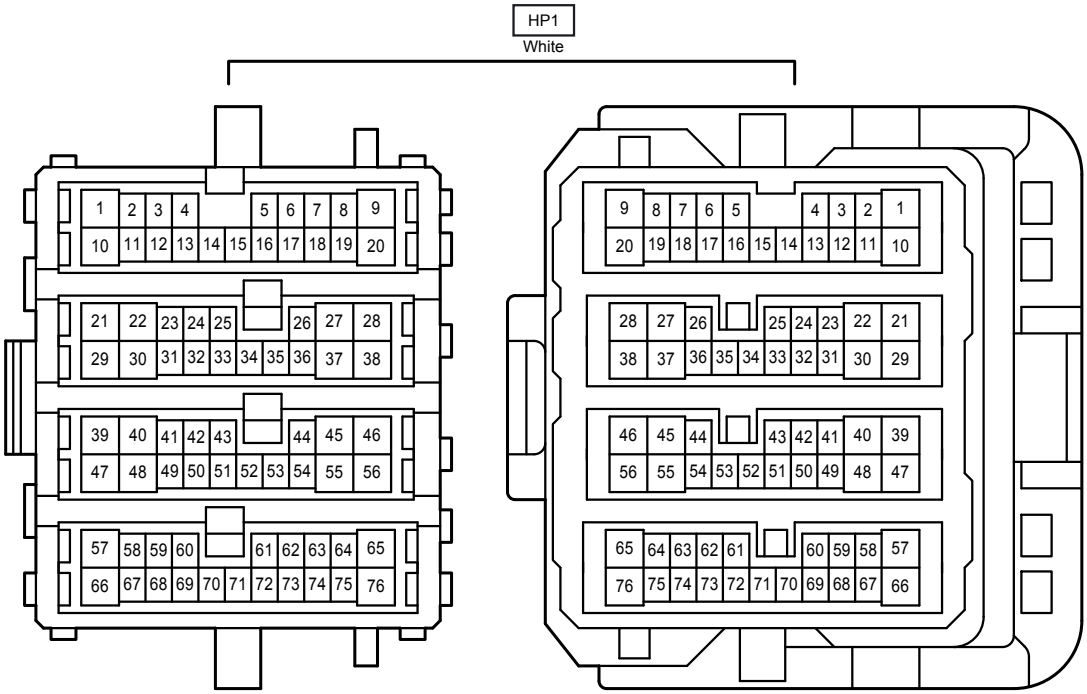
HP1
White

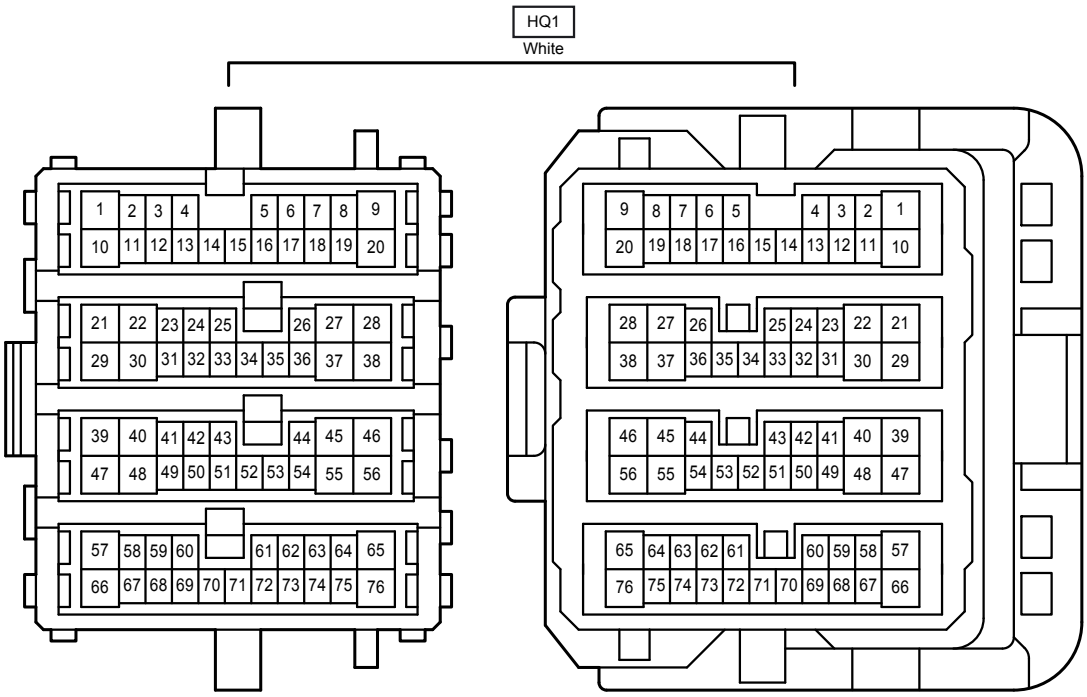
HQ1
White

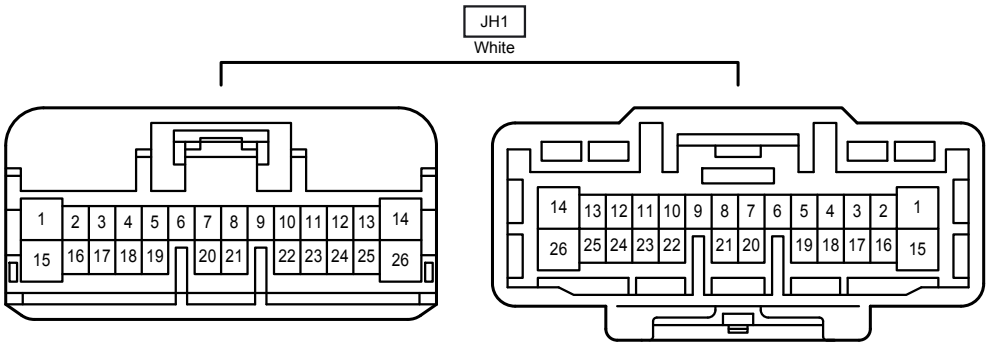
JH1
White
1 2 3 4 5 6 7 8 9 10 11 12 13 14
15 16 17 18 19 20 21 22 23 24 25 26
14 13 12 11 10 9 8 7 6 5 4 3 2 1
26 25 24 23 22 21 20 19 18 17 16 15

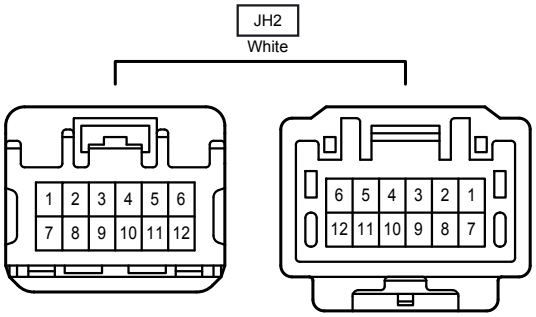
JH2
White
1 2 3 4 5 6
7 8 9 10 11 12
6 5 4 3 2 1
12 11 10 9 8 7

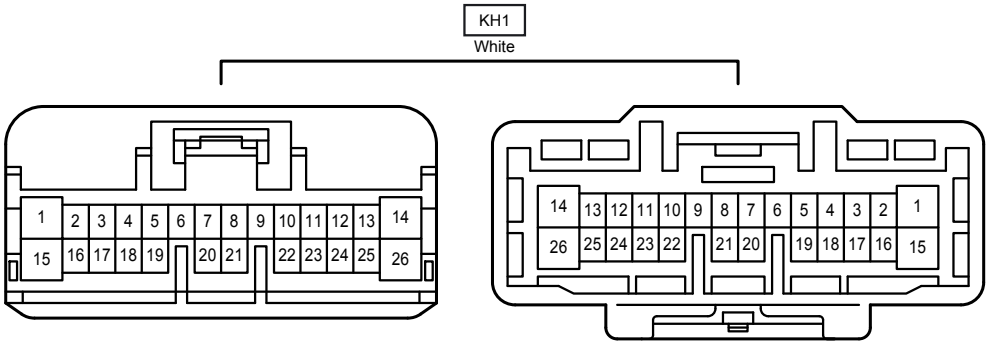
KH1
White
1 2 3 4 5 6 7 8 9 10 11 12 13 14
15 16 17 18 19 20 21 22 23 24 25 26
14 13 12 11 10 9 8 7 6 5 4 3 2 1
26 25 24 23 22 21 20 19 18 17 16 15

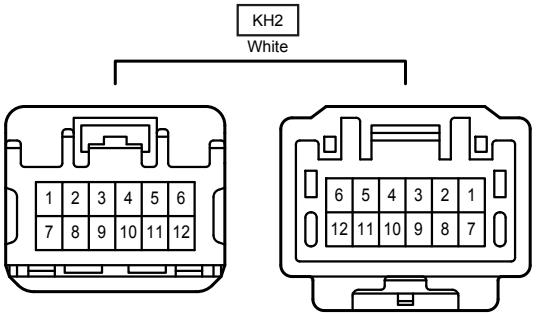
KH2
White
1 2 3 4 5 6
7 8 9 10 11 12
6 5 4 3 2 1
12 11 10 9 8 7

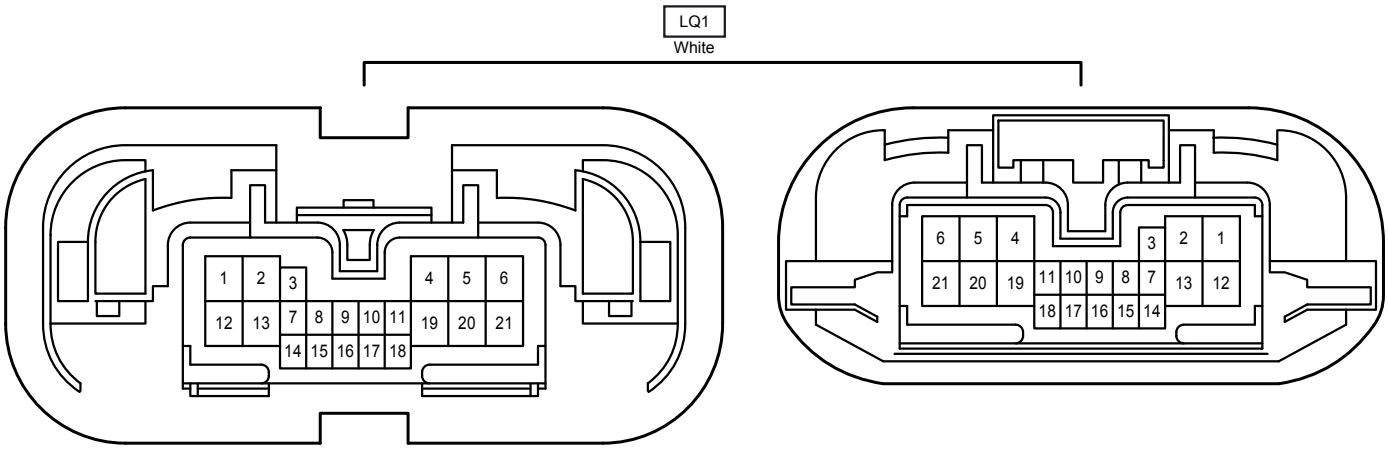
LQ1
White
1 2 3 4 5 6
12 13 7 8 9 10 11 19 20 21
14 15 16 17 18
6 5 4 3 2 1
21 20 19 11 10 9 8 7 13 12
18 17 16 15 14

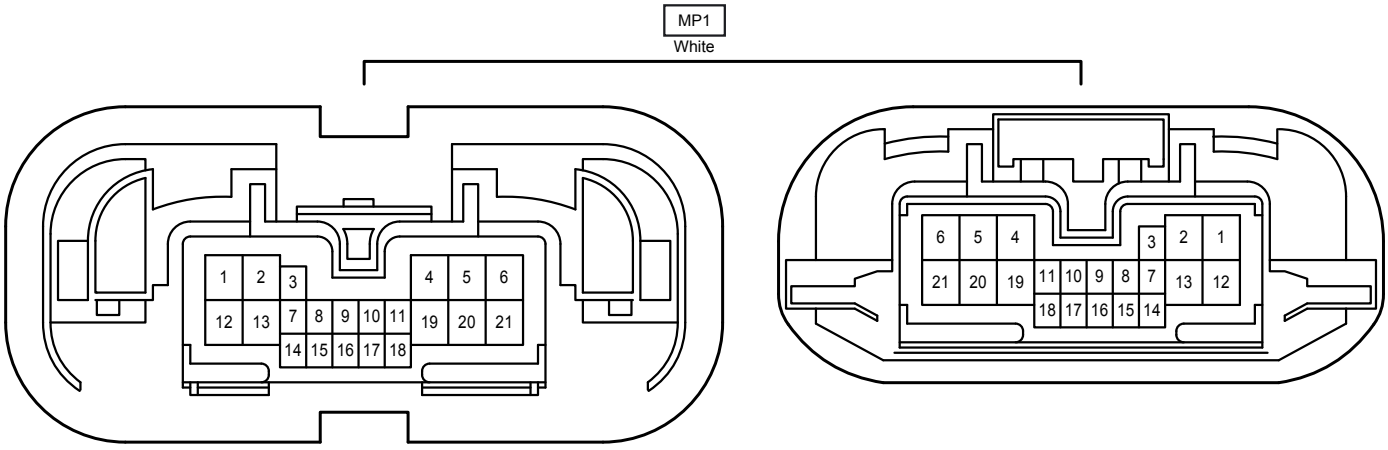
MP1
White
1 2 3 4 5 6
12 13 7 8 9 10 11 19 20 21
14 15 16 17 18
6 5 4 3 2 1
21 20 19 11 10 9 8 7 13 12
18 17 16 15 14

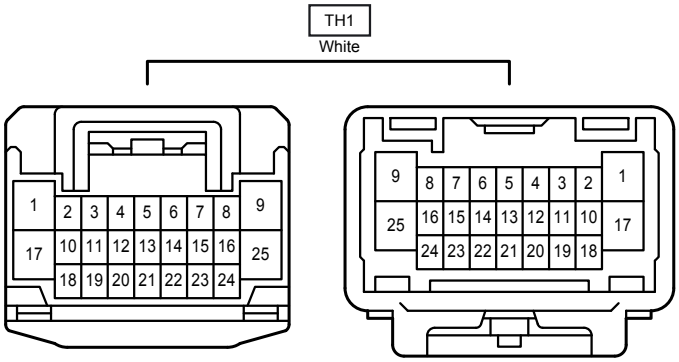
TH1
White
1 2 3 4 5 6 7 8 9
17 10 11 12 13 14 15 16 25
18 19 20 21 22 23 24
9 8 7 6 5 4 3 2 1
25 16 15 14 13 12 11 10 17
24 23 22 21 20 19 18