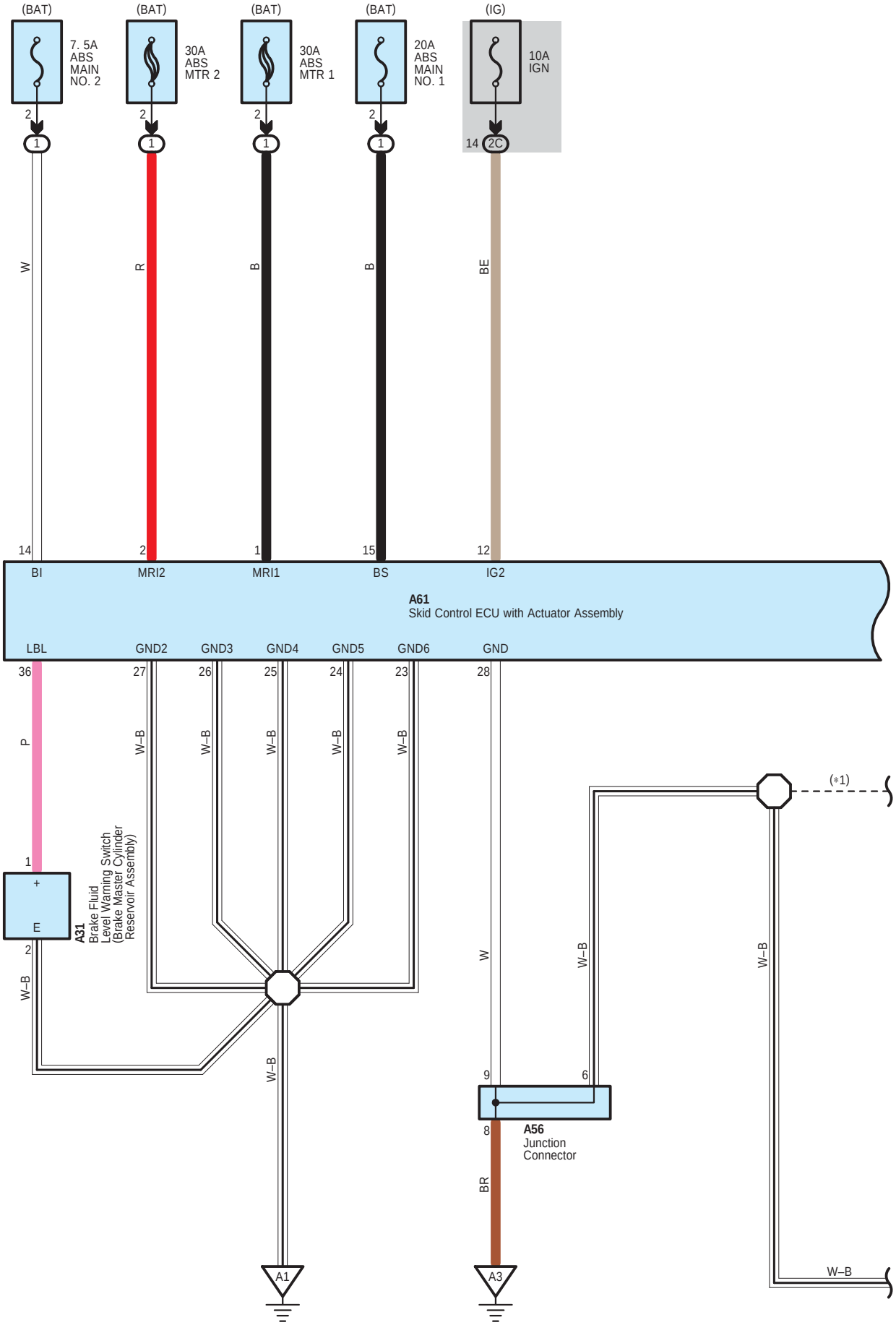
(BAT)
7. 5A
ABS
MAIN
NO. 2
(BAT)
30A
ABS
MTR 2
(BAT)
30A
ABS
MTR 1
(BAT)
20A
ABS
MAIN
NO. 1
(IG)
10A
IGN
W
R
B
B
BE
14
2
1
15
12
BI
MRI2
MRI1
BS
IG2
A61
Skid Control ECU with Actuator Assembly
LBL
GND2
GND3
GND4
GND5
GND6
GND
36
27
26
25
24
23
28
P
W–B
W–B
W–B
W–B
W–B
A31
Brake Fluid
Level Warning Switch
(Brake Master Cylinder
Reservoir Assembly)
W–B
W
W–B
W–B
(*1)
9
6
8
A56
Junction
Connector
BR
A1
A3
W–B

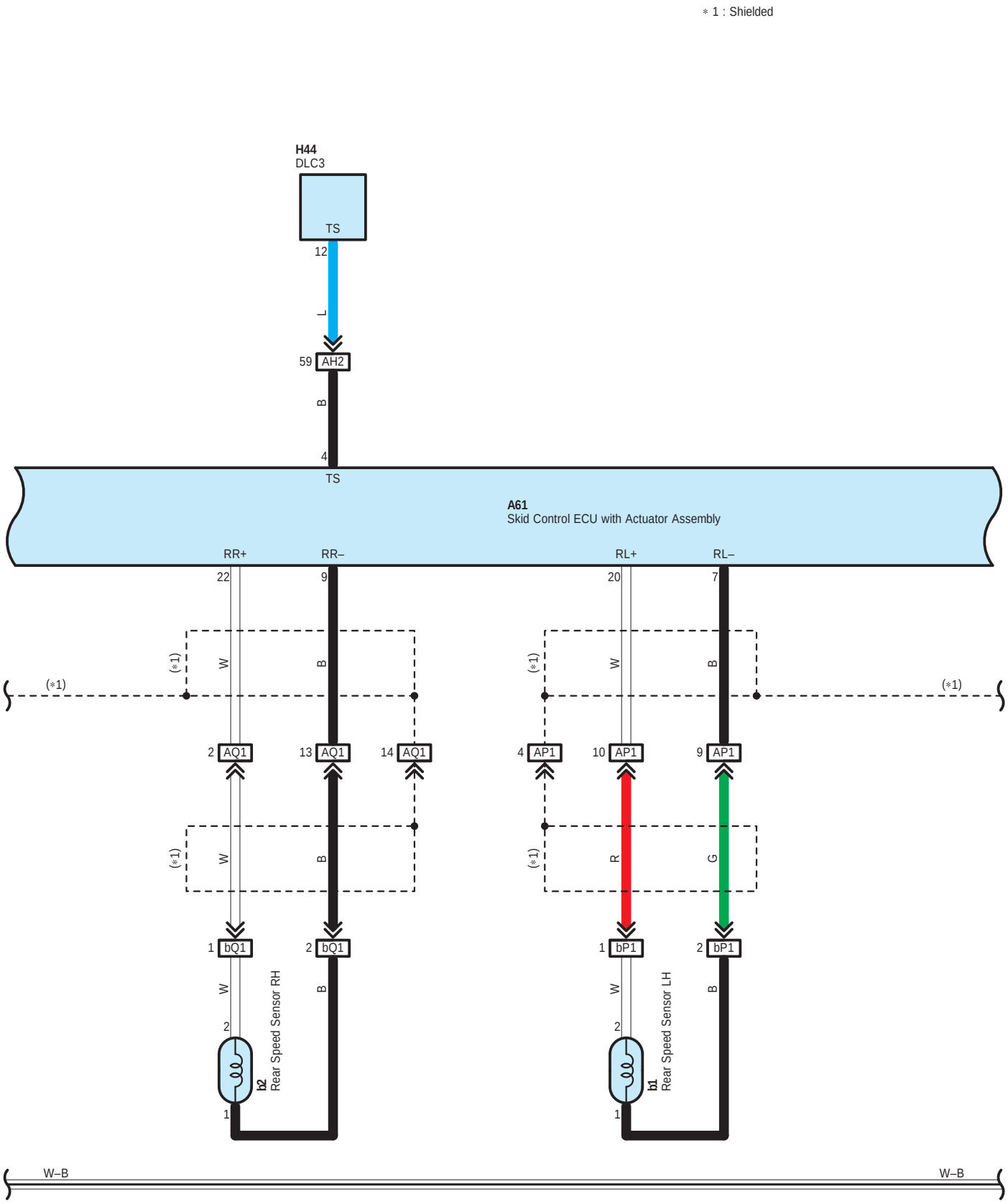
∗1 : Shielded
H44
DLC3
TS
12
L
59
AH2
B
4
TS
A61
Skid Control ECU with Actuator Assembly
RR+
RR–
RL+
RL–
22
9
20
7
(∗1)
W
B
2
AQ1
13
AQ1
14
AQ1
4
AP1
10
AP1
9
AP1
R
G
1
bQ1
2
bQ1
1
bP1
2
bP1
b2
Rear Speed Sensor RH
b1
Rear Speed Sensor LH
W–B

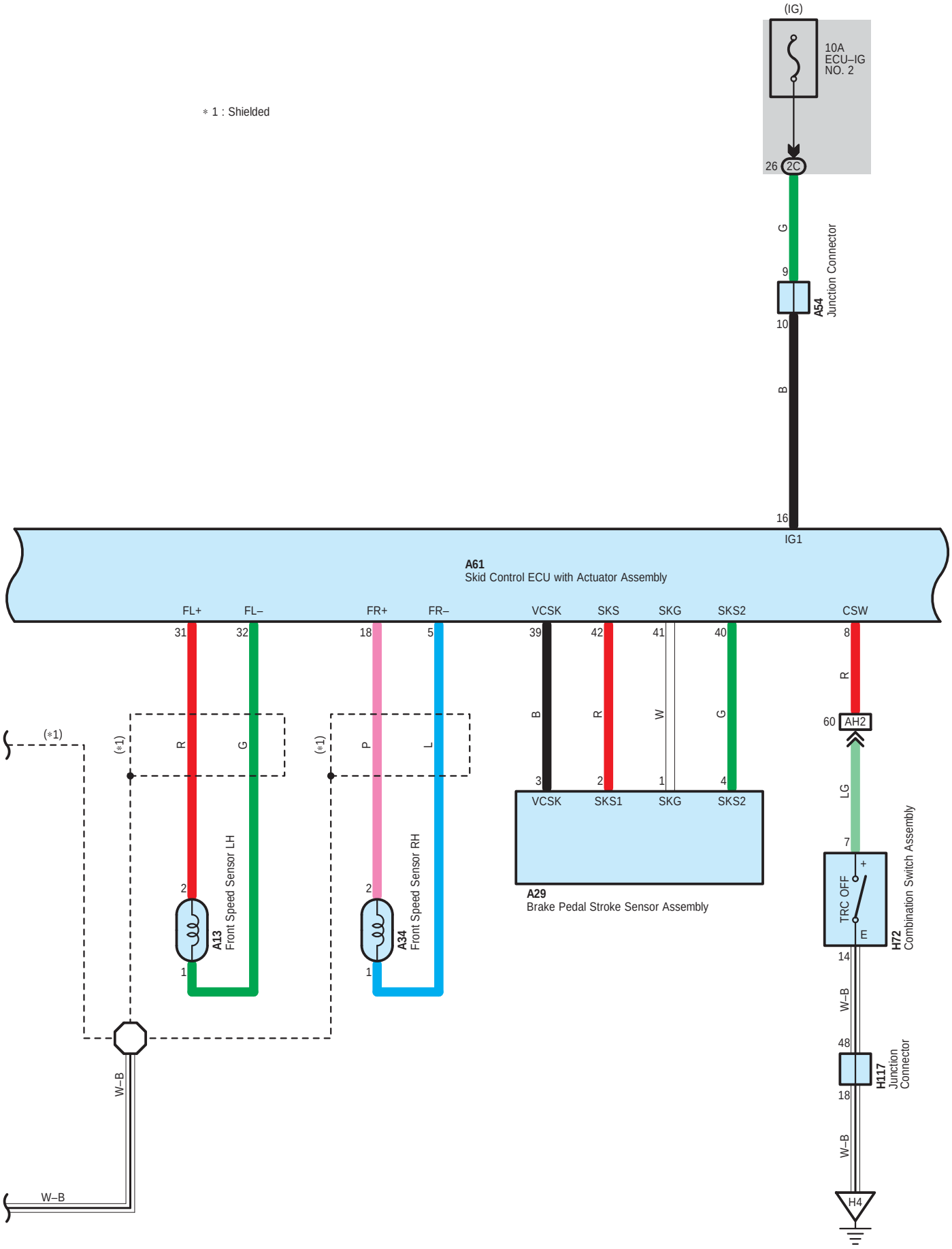
(IG)
10A
ECU–IG
NO. 2
∗ 1 : Shielded
26
2C
G
9
A54
Junction Connector
10
B
16
IG1
A61
Skid Control ECU with Actuator Assembly
FL+
FL–
FR+
FR–
VCSK
SKS
SKG
SKS2
CSW
31
32
18
5
39
42
41
40
8
R
60
AH2
(∗1)
(∗1)
(∗1)
R
G
P
L
B
R
W
G
3
2
1
4
VCSK
SKS1
SKG
SKS2
LG
7
2
A13
Front Speed Sensor LH
1
2
A34
Front Speed Sensor RH
1
A29
Brake Pedal Stroke Sensor Assembly
TRC OFF
+
E
H72
Combination Switch Assembly
14
W–B
48
H117
Junction
Connector
18
W–B
W–B
W–B
H4

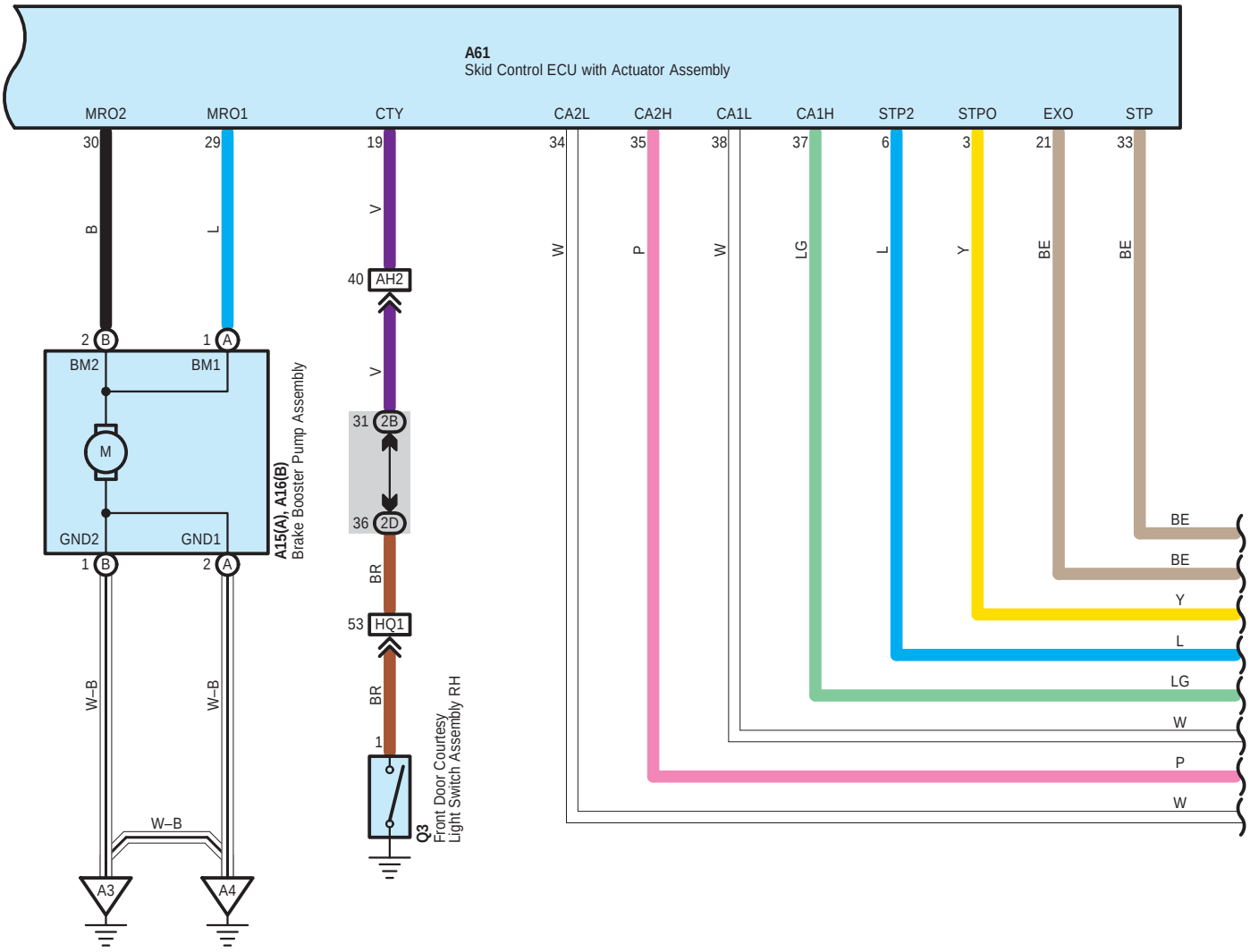
A61
Skid Control ECU with Actuator Assembly
MRO2
MRO1
CTY
CA2L
CA2H
CA1L
CA1H
STP2
STPO
EXO
STP
30
29
19
34
35
38
37
6
3
21
33
B
L
V
W
P
W
LG
L
Y
BE
BE
40
AH2
V
31
2B
36
2D
BR
53
HQ1
BR
1
2
B
1
A
BM2
BM1
M
GND2
GND1
1
B
2
A
A15(A), A16(B)
Brake Booster Pump Assembly
W–B
W–B
W–B
A3
A4
Q3
Front Door Courtesy
Light Switch Assembly RH
BE
BE
Y
L
LG
W
P
W

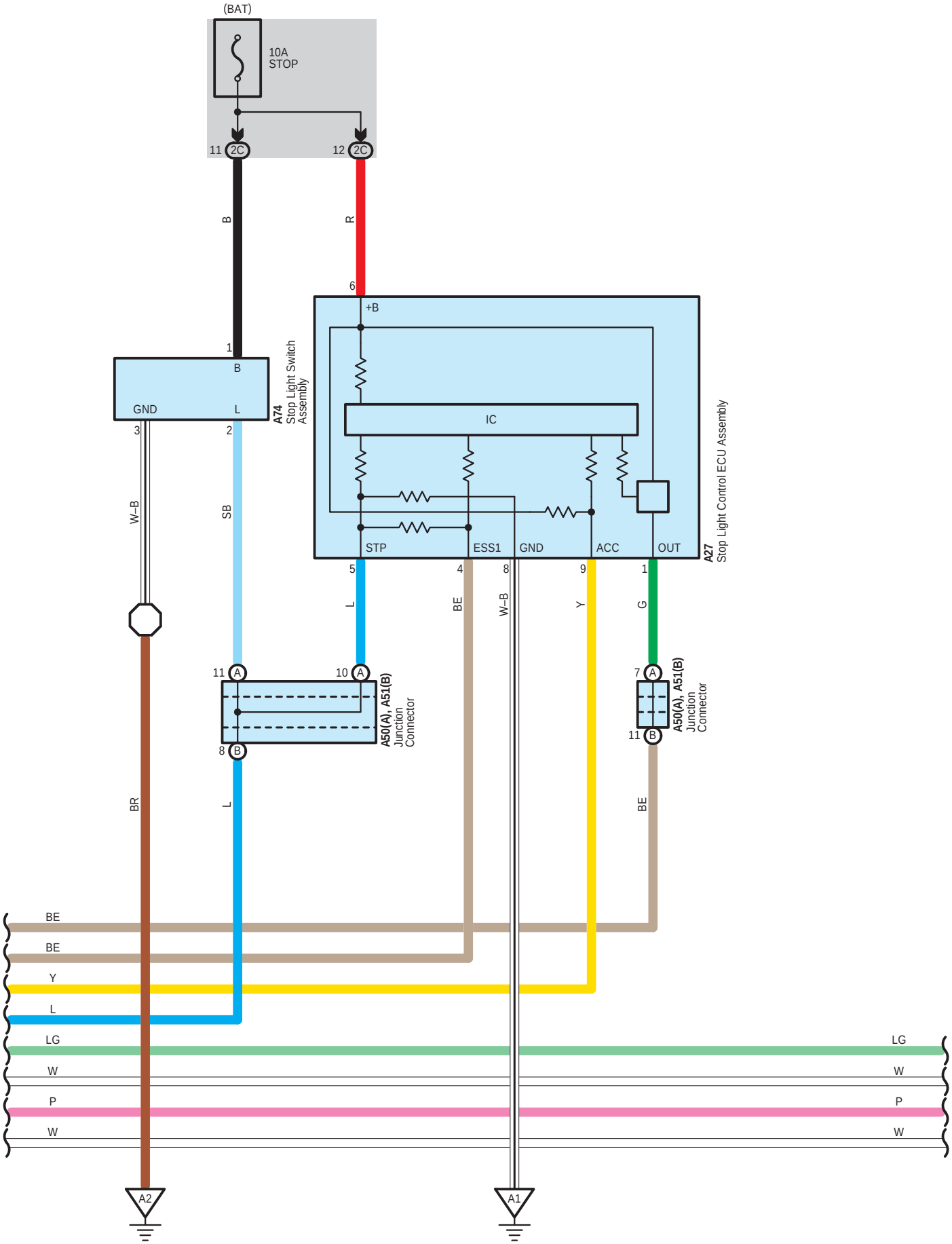
(BAT)
10A
STOP
11 2C
12 2C
B
R
6
+B
1
B
GND
L
3
2
A74
Stop Light Switch
Assembly
IC
W–B
SB
STP
ESS1
GND
ACC
OUT
A27
Stop Light Control ECU Assembly
5
4
8
9
1
L
BE
W–B
Y
G
11 A
10 A
8 B
A50(A), A51(B)
Junction
Connector
7 A
11 B
A50(A), A51(B)
Junction
Connector
BR
L
BE
BE
BE
Y
L
LG
W
P
W
LG
W
P
W
A2
A1

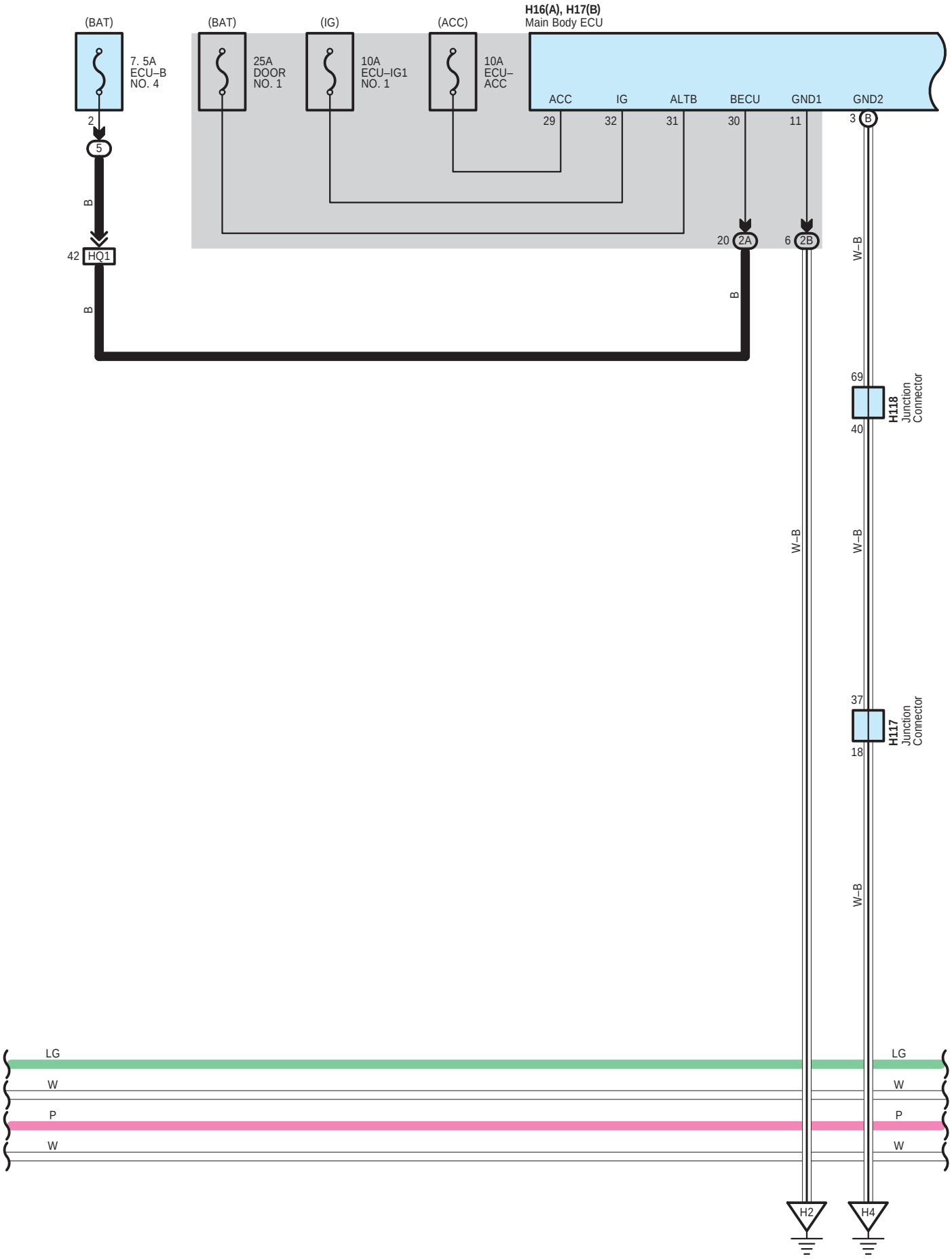
(BAT)
7. 5A
ECU–B
NO. 4
2
5
B
42
HQ1
B
(BAT)
25A
DOOR
NO. 1
(IG)
10A
ECU–IG1
NO. 1
(ACC)
10A
ECU–
ACC
H16(A), H17(B)
Main Body ECU
ACC
IG
ALTB
BECU
GND1
GND2
29
32
31
30
11
3
B
20
2A
6
2B
B
W–B
69
H118
Junction
Connector
40
W–B
W–B
37
H117
Junction
Connector
18
W–B
LG
W
P
W
LG
W
P
W
H2
H4

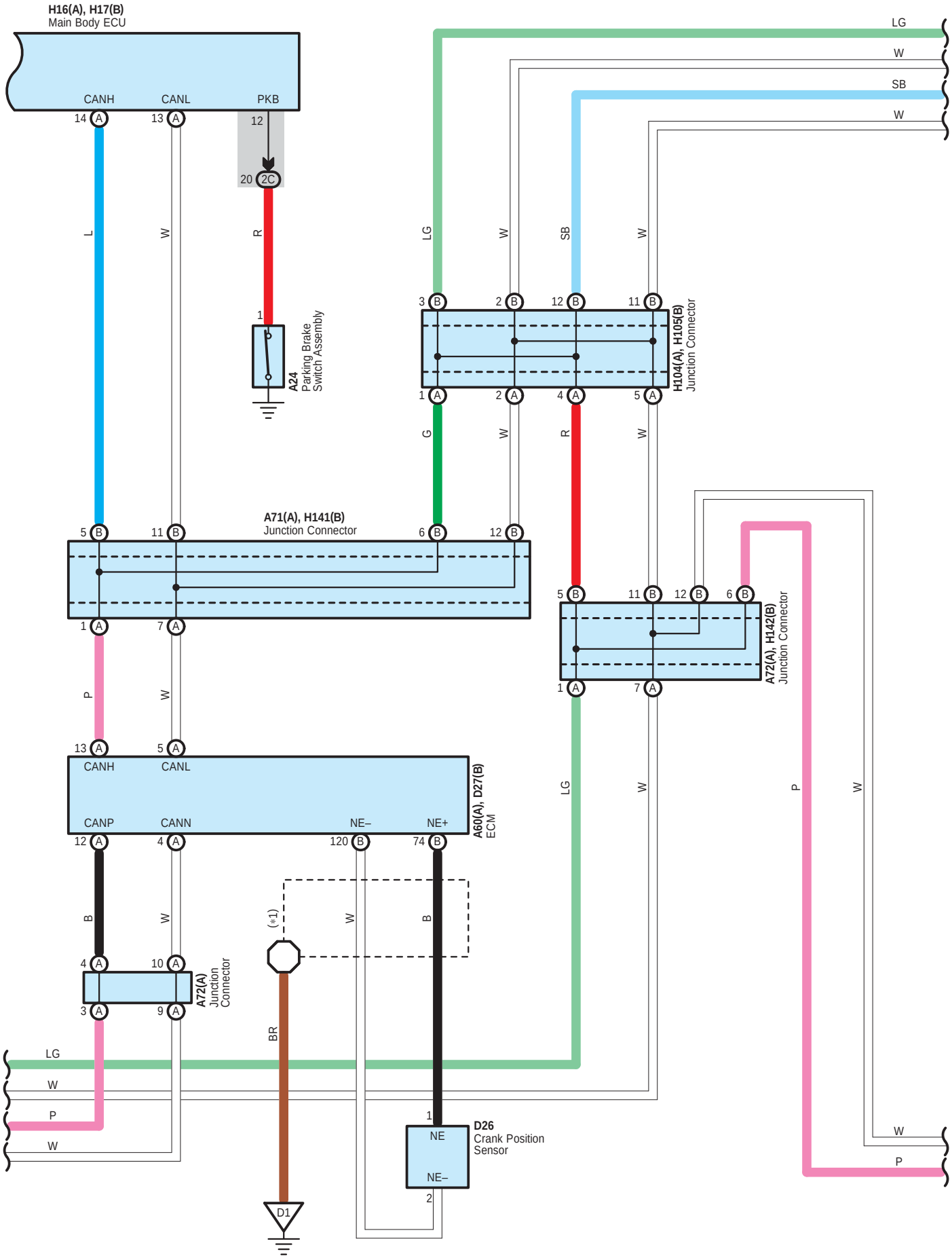
H16(A), H17(B)
Main Body ECU
CANH
CANL
PKB
14
13
12
20
2C
L
W
R
LG
W
SB
W
A24
Parking Brake
Switch Assembly
H104(A), H105(B)
Junction Connector
G
W
R
W
A71(A), H141(B)
Junction Connector
A72(A), H142(B)
Junction Connector
P
W
CANH
CANL
CANP
CANN
NE–
NE+
A60(A), D27(B)
ECM
B
W
B
(*1)
A72(A)
Junction
Connector
BR
D26
Crank Position
Sensor
NE
NE–
D1

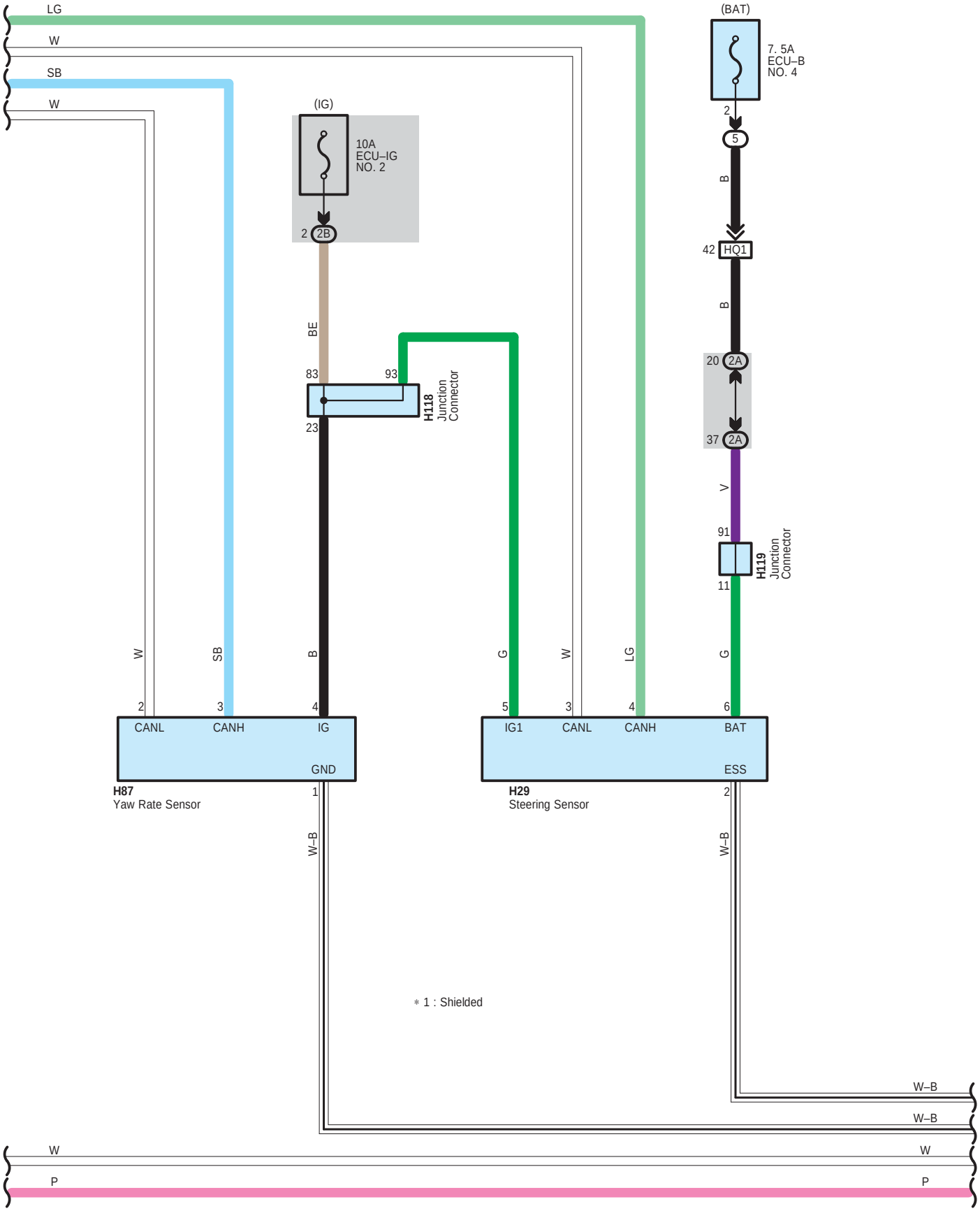
LG
W
SB
W
(IG)
10A
ECU–IG
NO. 2
2 2B
BE
83
93
H118
Junction
Connector
23
(BAT)
7. 5A
ECU–B
NO. 4
2
5
B
42 HQ1
B
20 2A
37 2A
V
91
H119
Junction
Connector
11
W
SB
B
G
W
LG
G
2
3
4
5
3
4
6
CANL
CANH
IG
GND
IG1
CANL
CANH
BAT
ESS
H87
Yaw Rate Sensor
1
H29
Steering Sensor
2
W–B
W–B
∗ 1 : Shielded
W–B
W–B
W
W
P
P

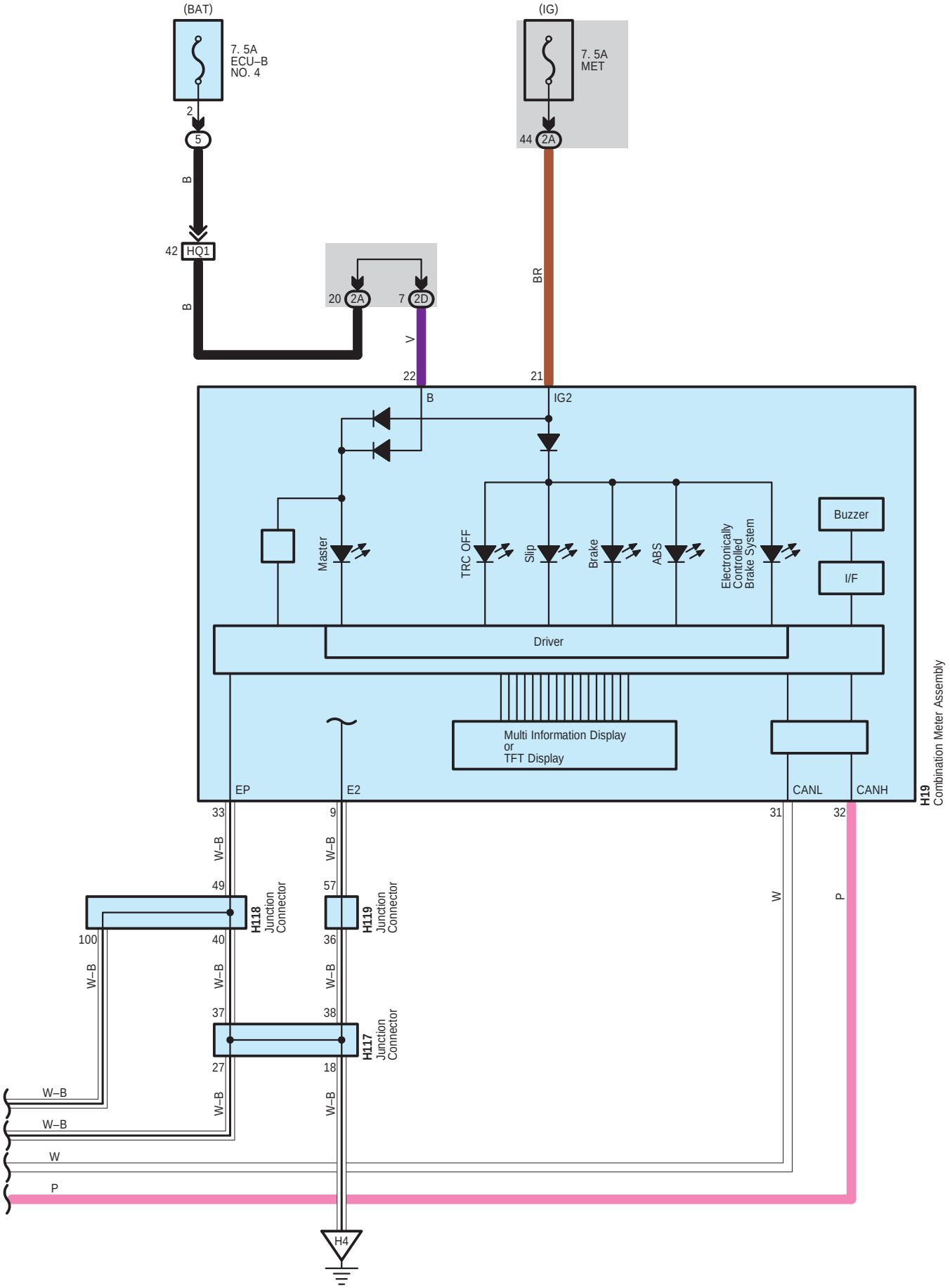
(BAT)
7. 5A
ECU–B
NO. 4
2
5
B
42
HQ1
B
20
2A
7
2D
V
22
(IG)
7. 5A
MET
44
2A
BR
21
B
IG2
Master
TRC OFF
Slip
Brake
ABS
Electronically
Controlled
Brake System
Buzzer
I/F
Driver
Multi Information Display
or
TFT Display
EP
E2
CANL
CANH
H19
Combination Meter Assembly
33
9
31
32
W–B
W–B
49
57
100
40
36
H118
Junction
Connector
H119
Junction
Connector
W
P
W–B
W–B
W–B
37
38
27
18
H117
Junction
Connector
W–B
W–B
W–B
W–B
W
P
H4

A 13
Black

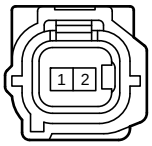

A 15
Gray

A 16
Black

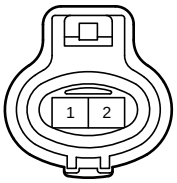

A 24
White

A 27
Black

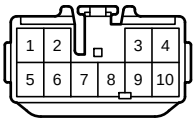

A 29
Black



A 31
Black

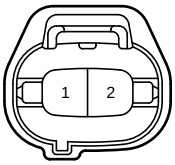

A 34
Black

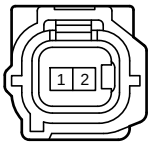

A 50
White

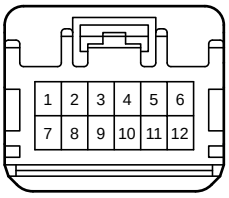

A 51
White

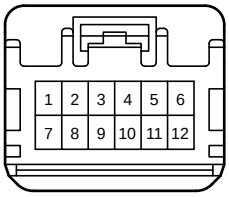

A 54
Black

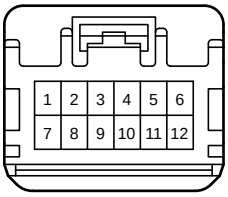

A 56
White

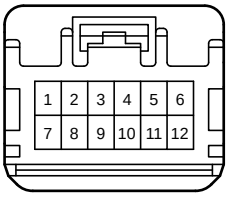

A 60
Black

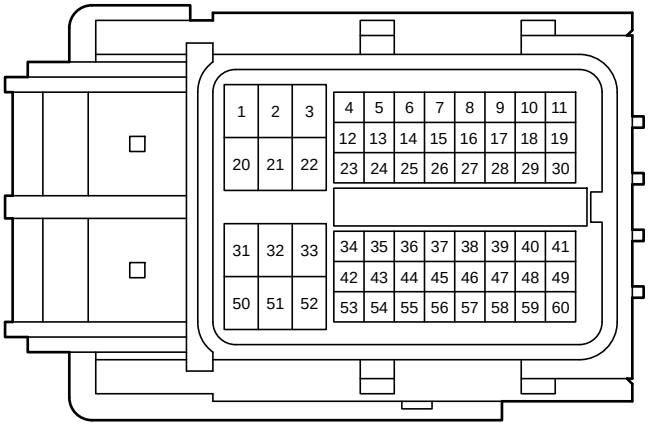

A 61
Gray

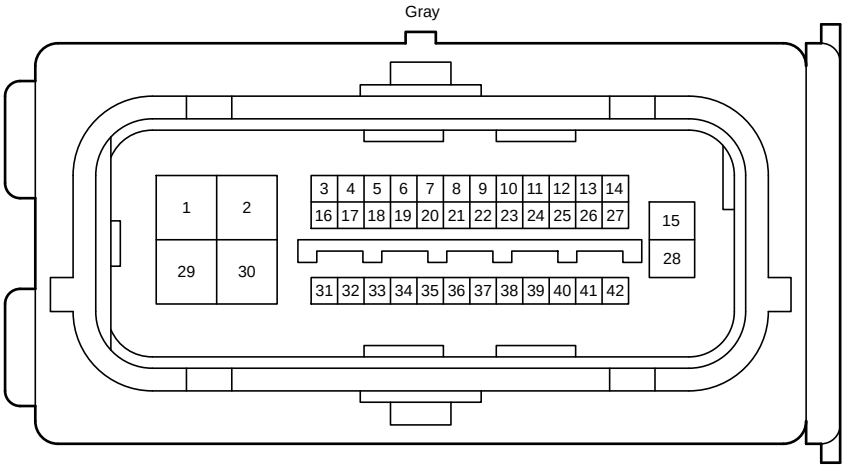

A 71
Gray

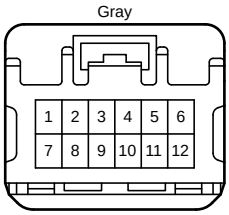

A 72
Blue

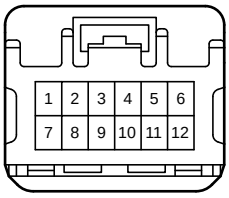

A 74
White

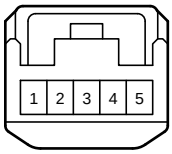

D 26
Black

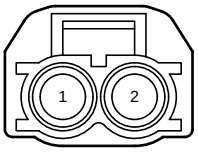

D 27
Black

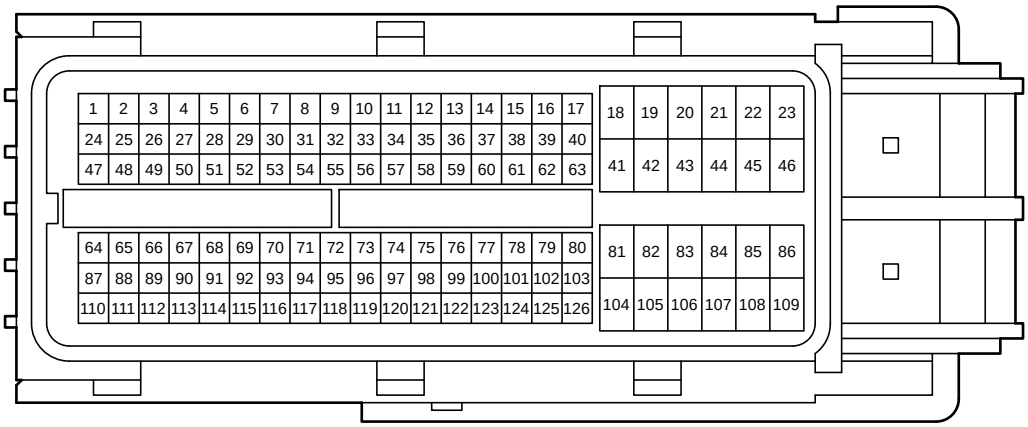

H 16
Black

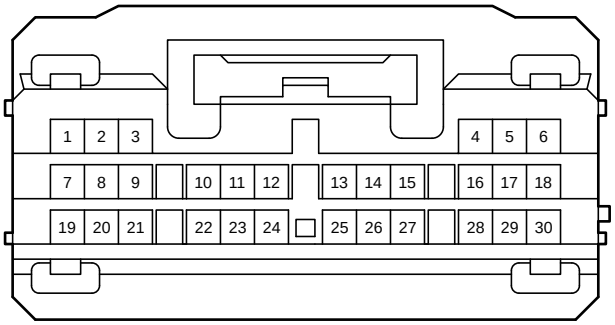

H 17
White

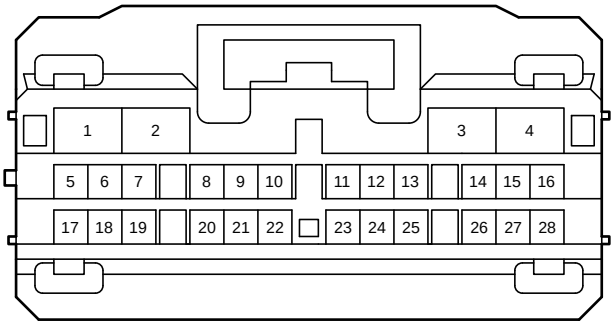

H 19
White

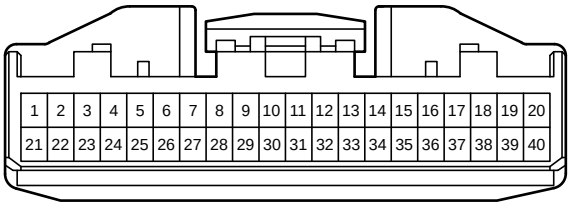

H 29
White

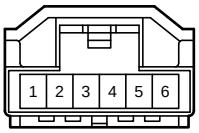

H 44
White

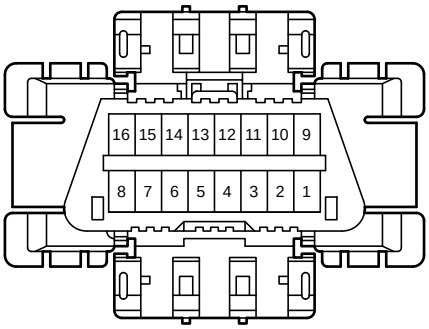

H 72
Black

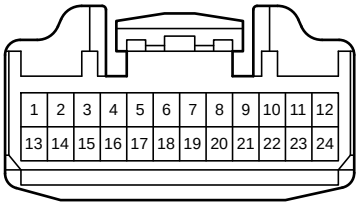

H 87
Black

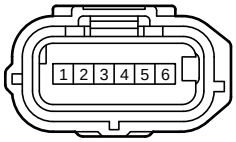

H104
White

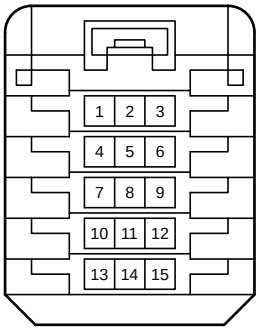

H105
White

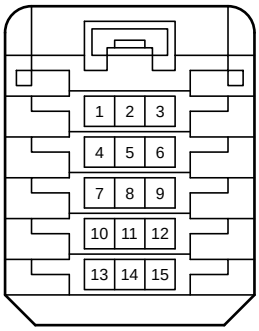

H117
White

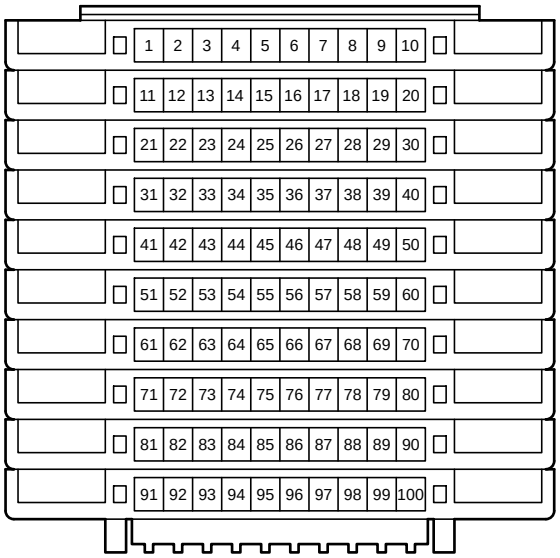

H118
White

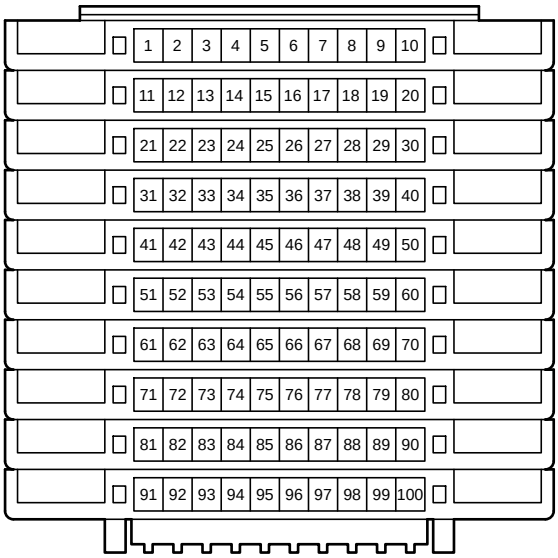

H119
White

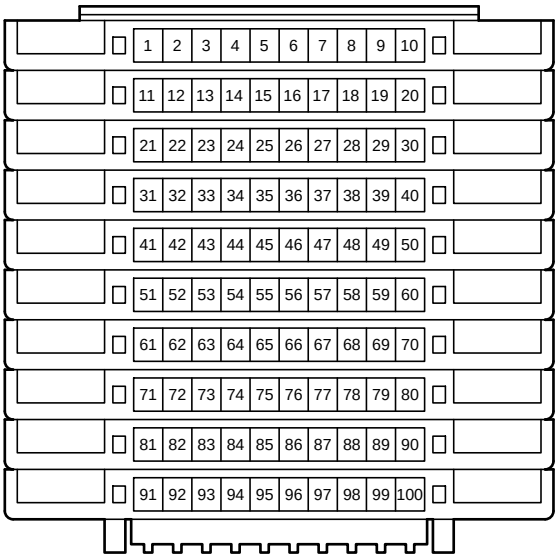

H141
Gray

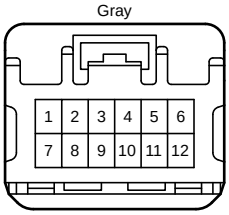

H142
Blue

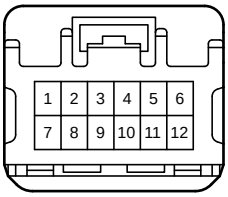

Q 3
White

b 1
Black

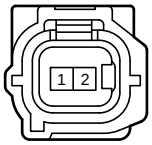

b 2
Black

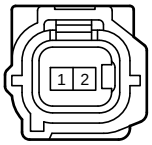

2A
White

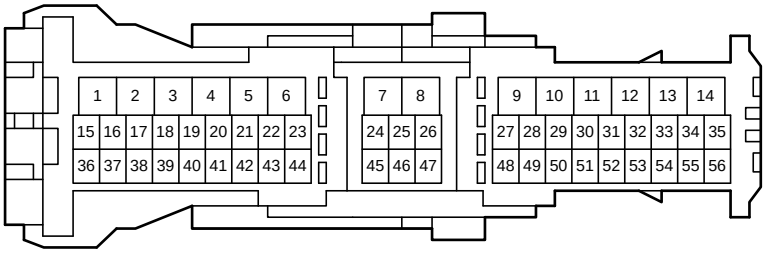

2B
White

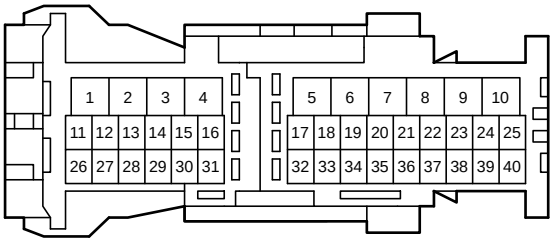

2C
White

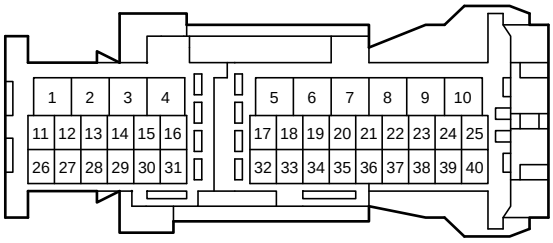

2D
White

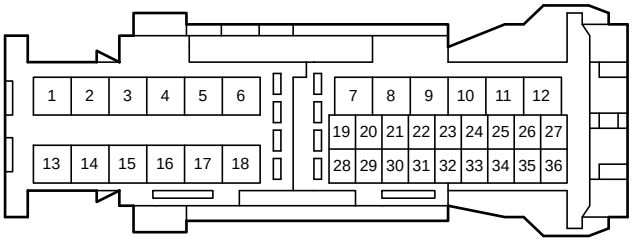

AH2
White

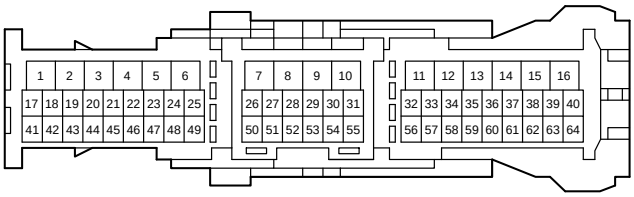

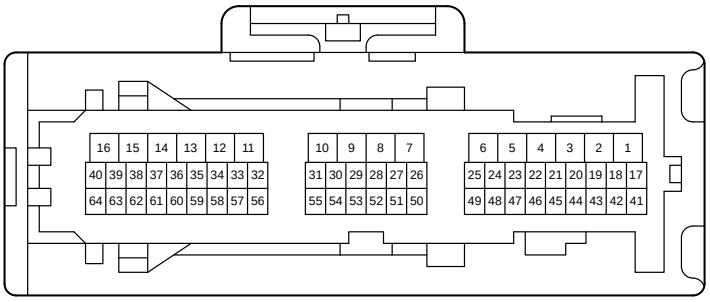

AP1
White

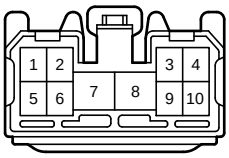

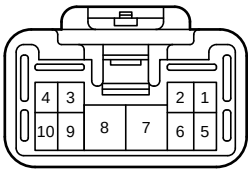

AQ1
White

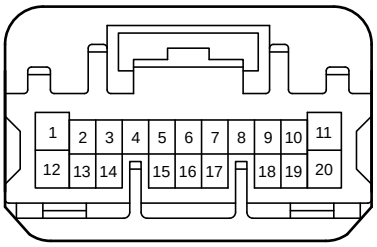

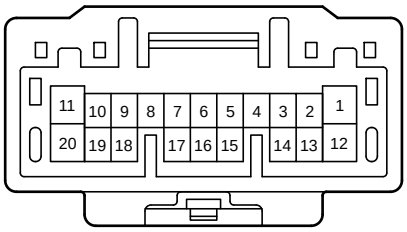

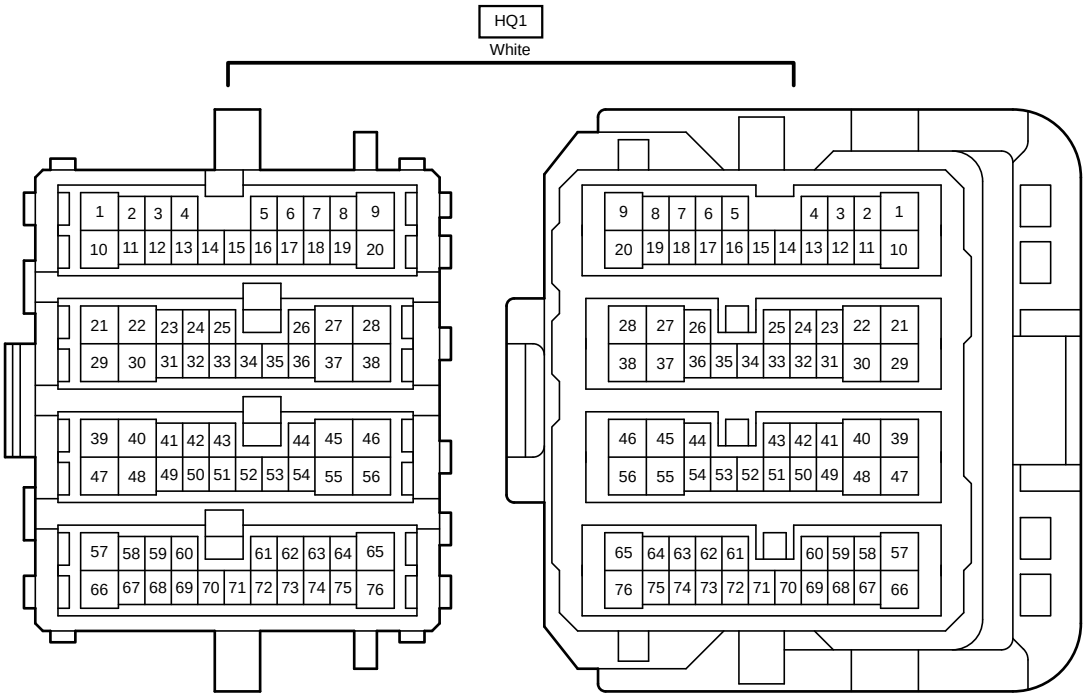
HQ1
White
1 2 3 4 5 6 7 8 9
10 11 12 13 14 15 16 17 18 19 20
21 22 23 24 25 26 27 28
29 30 31 32 33 34 35 36 37 38
39 40 41 42 43 44 45 46
47 48 49 50 51 52 53 54 55 56
57 58 59 60 61 62 63 64 65
66 67 68 69 70 71 72 73 74 75 76
9 8 7 6 5 4 3 2 1
20 19 18 17 16 15 14 13 12 11 10
28 27 26 25 24 23 22 21
38 37 36 35 34 33 32 31 30 29
46 45 44 43 42 41 40 39
56 55 54 53 52 51 50 49 48 47
65 64 63 62 61 60 59 58 57
76 75 74 73 72 71 70 69 68 67 66

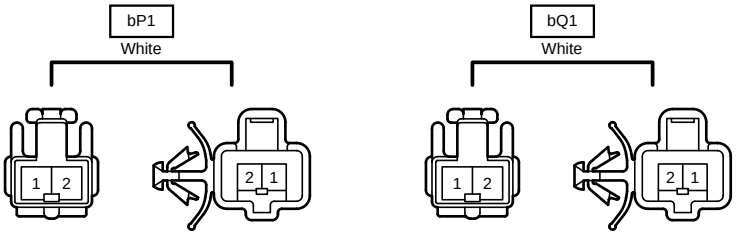
bP1
White
1 2
2 1
bQ1
White
1 2
2 1