Audio System <w/o LEXUS Navigation System 10 Speaker w/ Multi-Display, From Aug. 2017 Production>, Parking Assist <Back Guide Monitor, w/o LEXUS Navigation System, From Aug. 2017 Production>, Parking Assist <Rear View Monitor, 10 Speaker w/ Multi-Display, From Aug. 2017 Production>

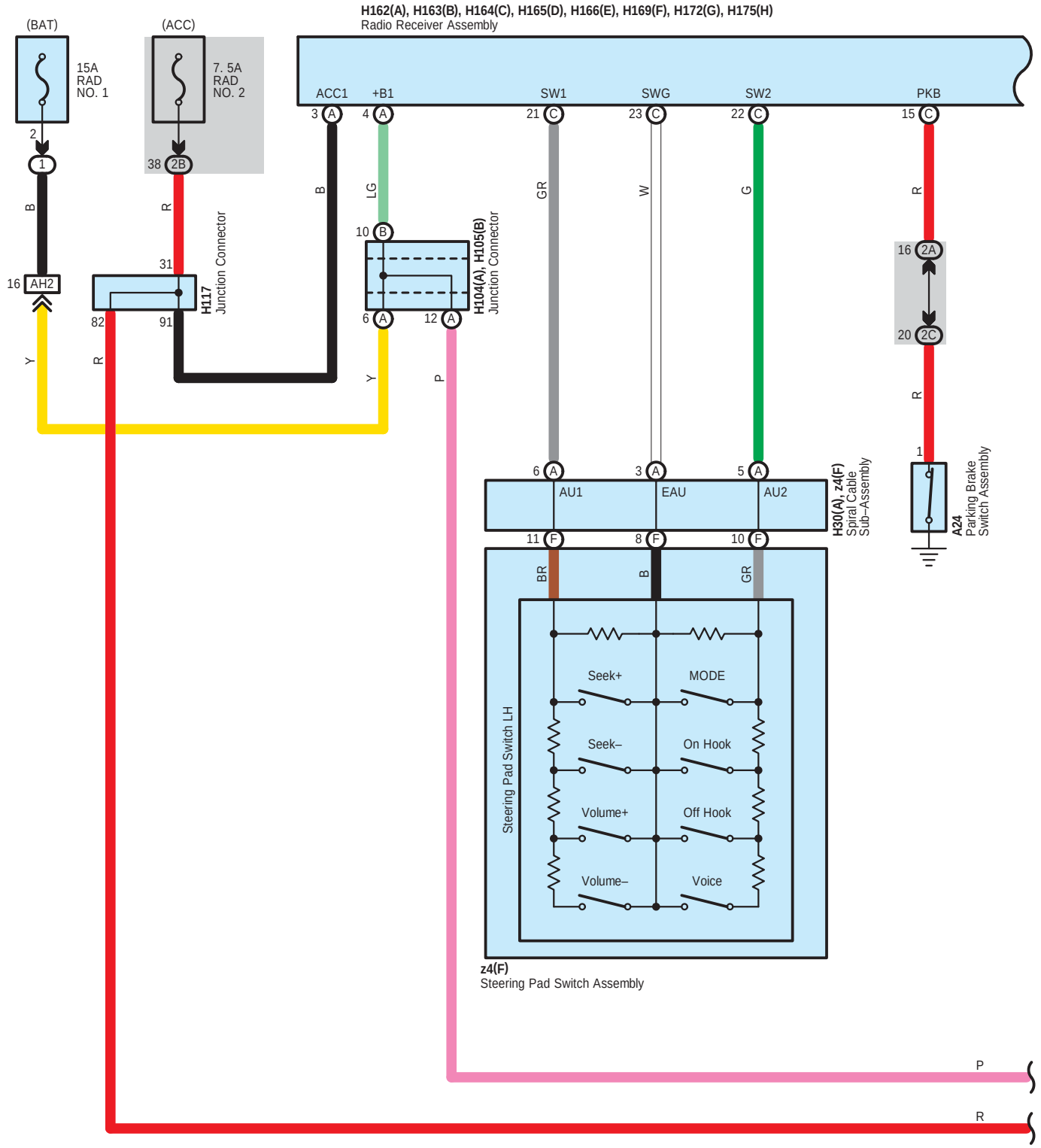

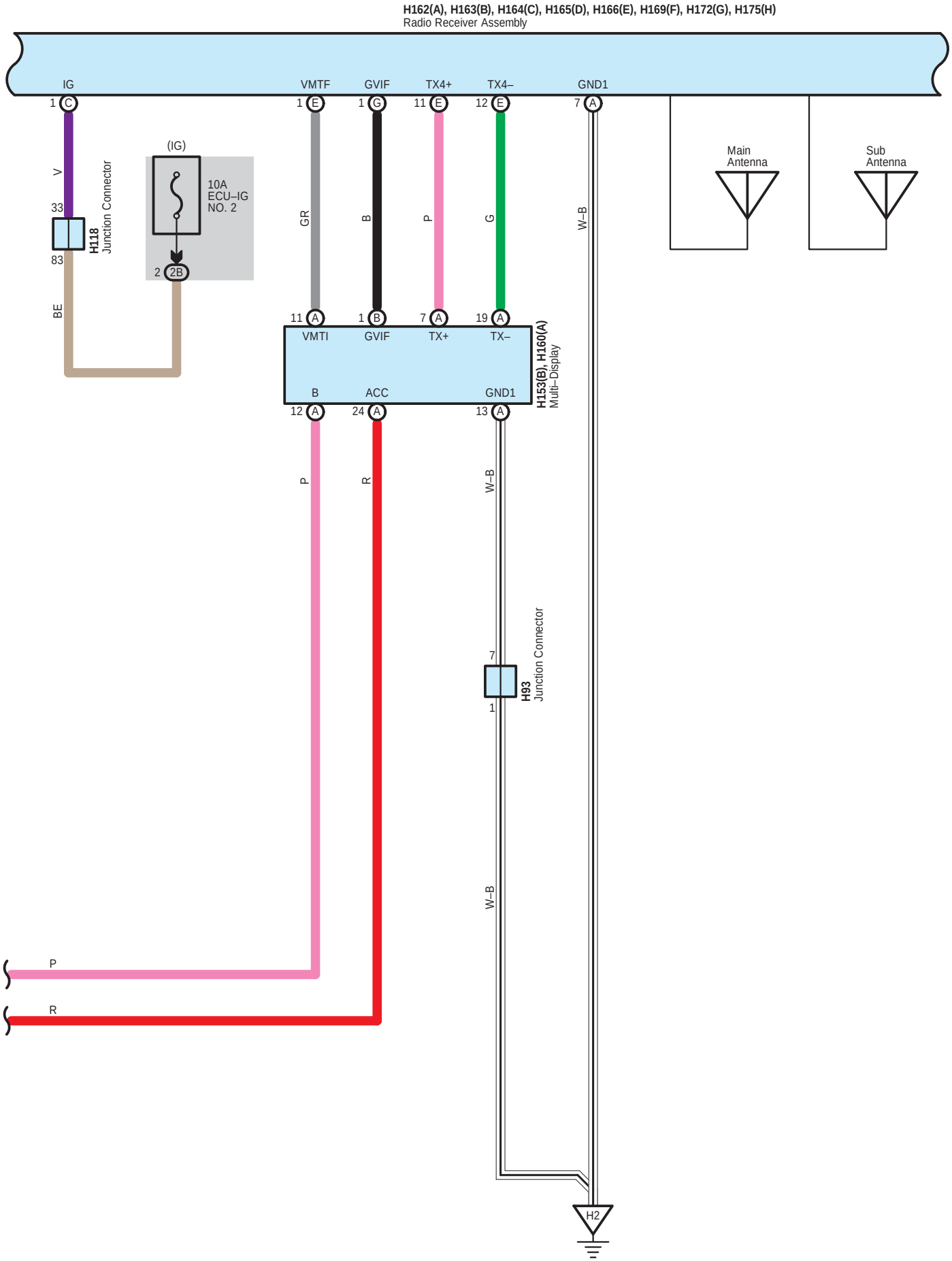
H162(A), H163(B), H164(C), H165(D), H166(E), H169(F), H172(G), H175(H)
Radio Receiver Assembly
IG
VMTF
GVIF
TX4+
TX4–
GND1
1 C
1 E
1 G
11 E
12 E
7 A
V
33
H118
Junction Connector
83
BE
(IG)
10A
ECU–IG
NO. 2
2 2B
GR
B
P
G
W–B
Main
Antenna
Sub
Antenna
11 A
1 B
7 A
19 A
VMTI
GVIF
TX+
TX–
B
ACC
GND1
H153(B), H160(A)
Multi–Display
12 A
24 A
13 A
P
R
W–B
7
1
H93
Junction Connector
W–B
P
R
H2

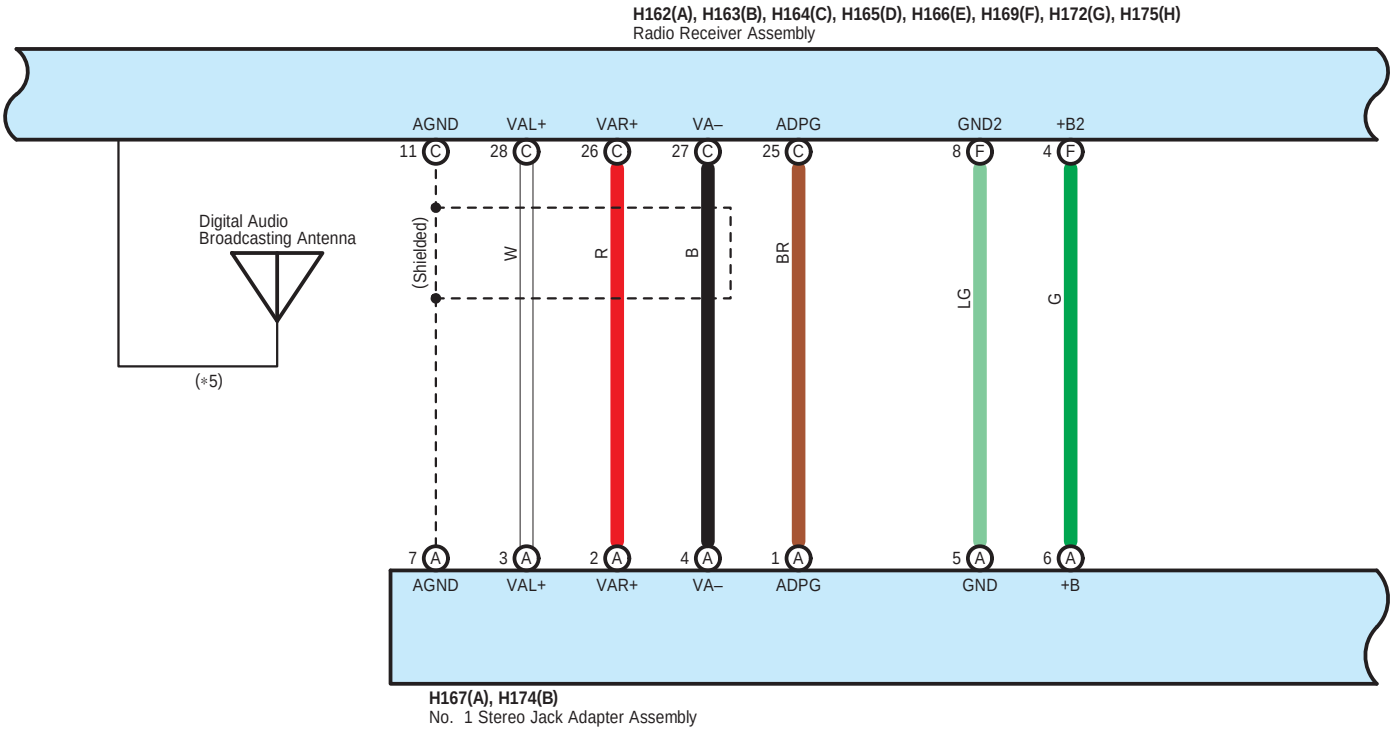

* 5 : w/ Digital Audio Broadcasting

: There is no wire color information.

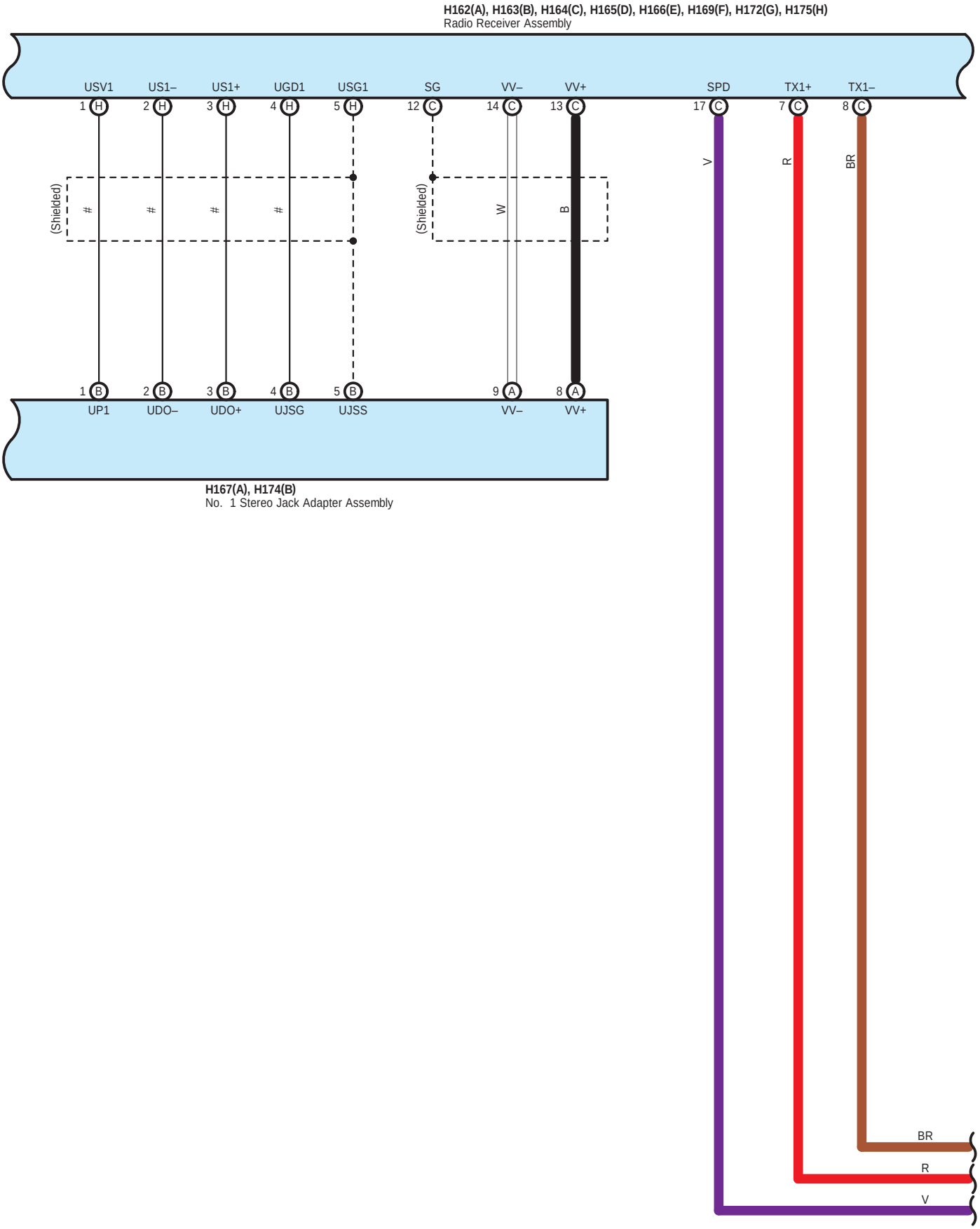
H162(A), H163(B), H164(C), H165(D), H166(E), H169(F), H172(G), H175(H)
Radio Receiver Assembly
USV1
US1–
US1+
UGD1
USG1
SG
VV–
VV+
SPD
TX1+
TX1–
1 H
2 H
3 H
4 H
5 H
12 C
14 C
13 C
17 C
7 C
8 C
(Shielded)
#
#
#
#
(Shielded)
W
B
V
R
BR
1 B
2 B
3 B
4 B
5 B
9 A
8 A
UP1
UDO–
UDO+
UJSG
UJSS
VV–
VV+
H167(A), H174(B)
No. 1 Stereo Jack Adapter Assembly
BR
R
V

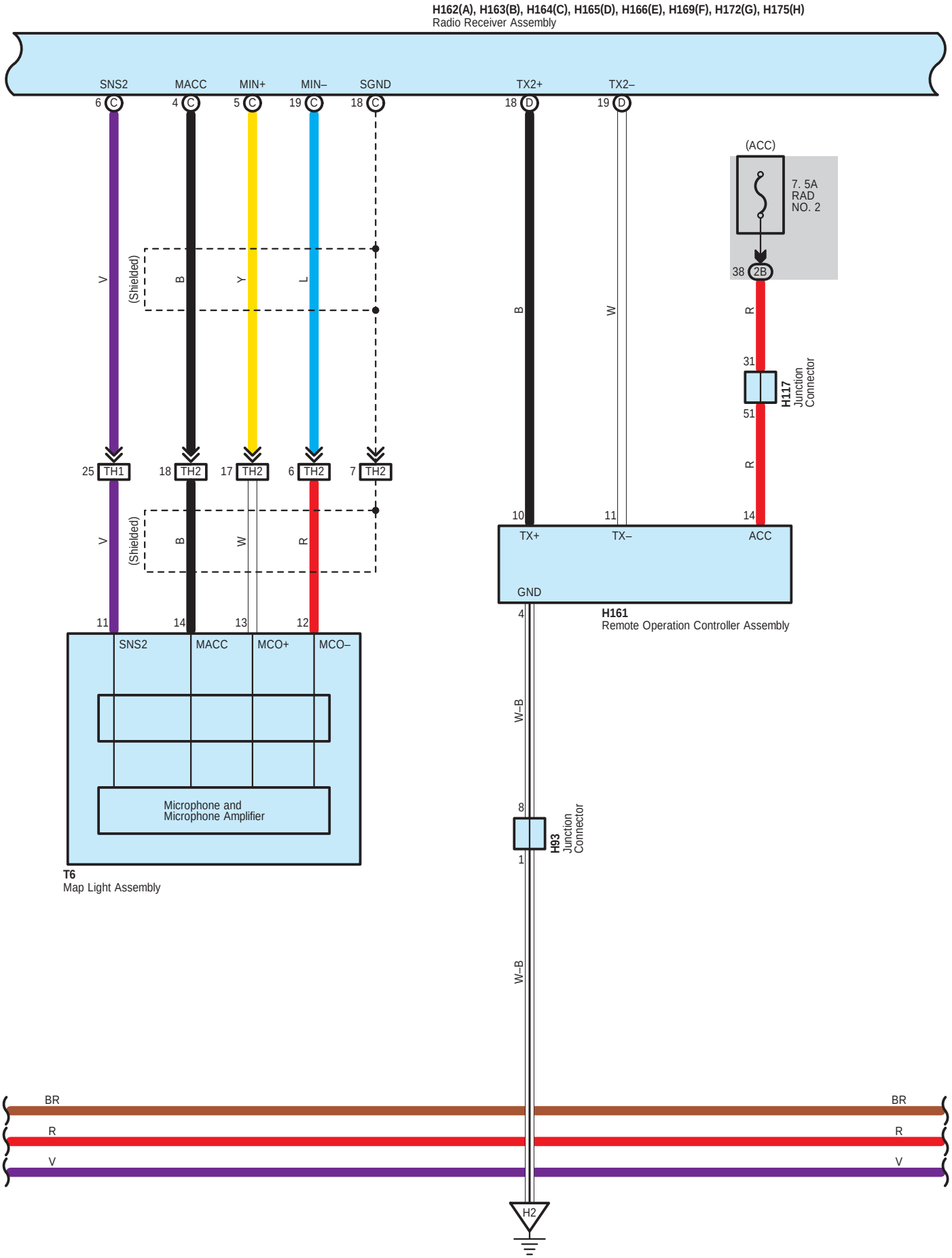
H162(A), H163(B), H164(C), H165(D), H166(E), H169(F), H172(G), H175(H)
Radio Receiver Assembly
SNS2
MACC
MIN+
MIN–
SGND
TX2+
TX2–
6 C
4 C
5 C
19 C
18 C
18 D
19 D
(ACC)
7. 5A
RAD
NO. 2
38 2B
V
(Shielded)
B
Y
L
B
W
R
31
H117
Junction
Connector
51
R
25 TH1
18 TH2
17 TH2
6 TH2
7 TH2
10
11
14
TX+
TX–
ACC
GND
H161
Remote Operation Controller Assembly
V
(Shielded)
B
W
R
11
14
13
12
SNS2
MACC
MCO+
MCO–
Microphone and
Microphone Amplifier
T6
Map Light Assembly
4
W–B
8
H93
Junction
Connector
1
W–B
BR
R
V
BR
R
V
H2

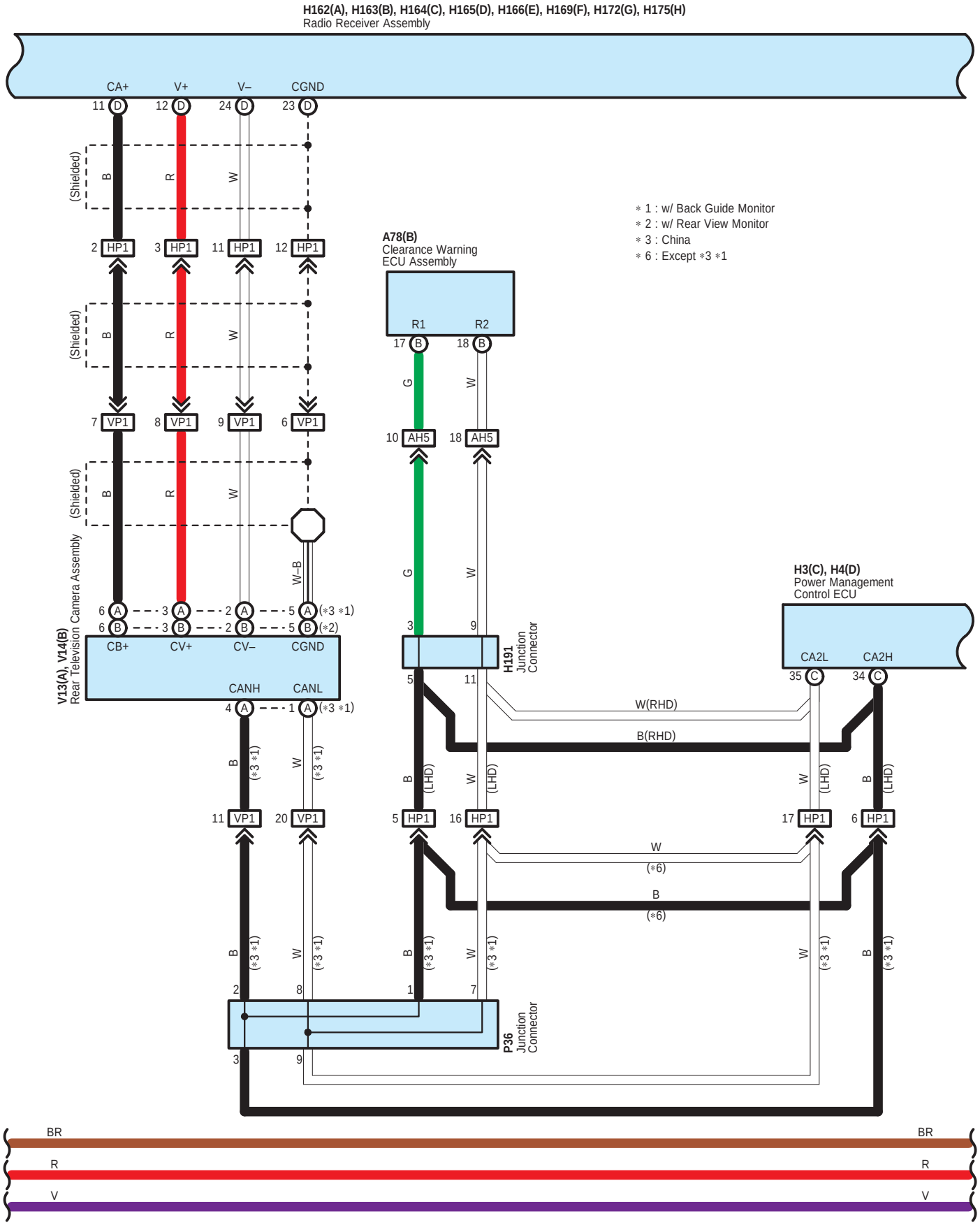
H162(A), H163(B), H164(C), H165(D), H166(E), H169(F), H172(G), H175(H)
Radio Receiver Assembly
CA+
V+
V–
CGND
(Shielded)
HP1
VP1
AH5
∗1 : w/ Back Guide Monitor
∗2 : w/ Rear View Monitor
∗3 : China
∗6 : Except ∗3 ∗1
A78(B)
Clearance Warning ECU Assembly
R1
R2
W–B
V13(A), V14(B)
Rear Television Camera Assembly
CB+
CV+
CV–
CGND
CANH
CANL
H191
Junction Connector
H3(C), H4(D)
Power Management Control ECU
CA2L
CA2H
W(RHD)
B(RHD)
(LHD)
W
B
(∗6)
P36
Junction Connector
BR
R
V

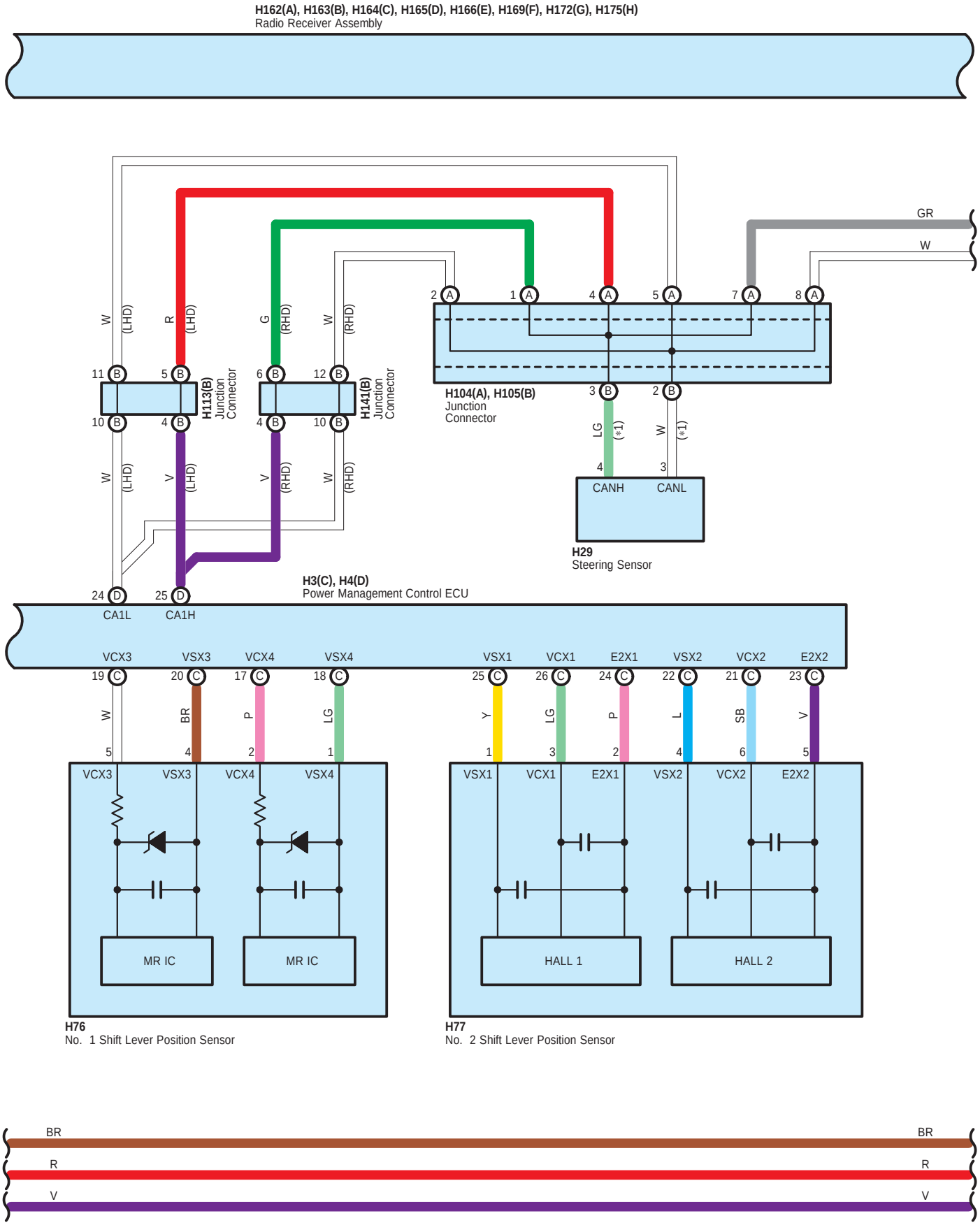
H162(A), H163(B), H164(C), H165(D), H166(E), H169(F), H172(G), H175(H)
Radio Receiver Assembly
GR
W
H113(B)
Junction
Connector
H141(B)
Junction
Connector
H104(A), H105(B)
Junction
Connector
H29
Steering Sensor
CANH
CANL
H3(C), H4(D)
Power Management Control ECU
CA1L
CA1H
VCX3
VSX3
VCX4
VSX4
VSX1
VCX1
E2X1
VSX2
VCX2
E2X2
MR IC
MR IC
HALL 1
HALL 2
H76
No. 1 Shift Lever Position Sensor
H77
No. 2 Shift Lever Position Sensor
BR
R
V

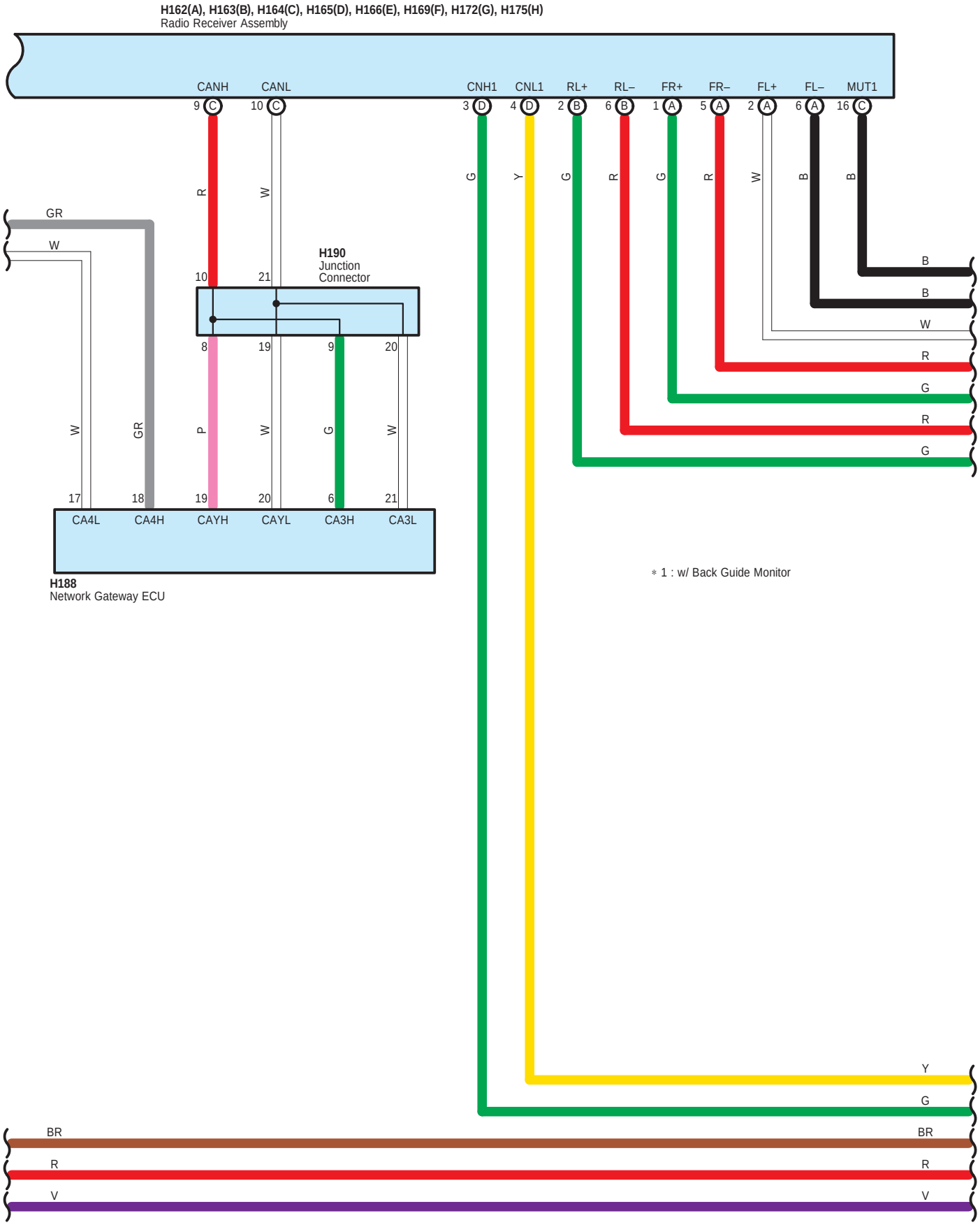
H162(A), H163(B), H164(C), H165(D), H166(E), H169(F), H172(G), H175(H)
Radio Receiver Assembly
CANH
CANL
CNH1
CNL1
RL+
RL–
FR+
FR–
FL+
FL–
MUT1
H190
Junction Connector
H188
Network Gateway ECU
CA4L
CA4H
CAYH
CAYL
CA3H
CA3L
∗ 1 : w/ Back Guide Monitor

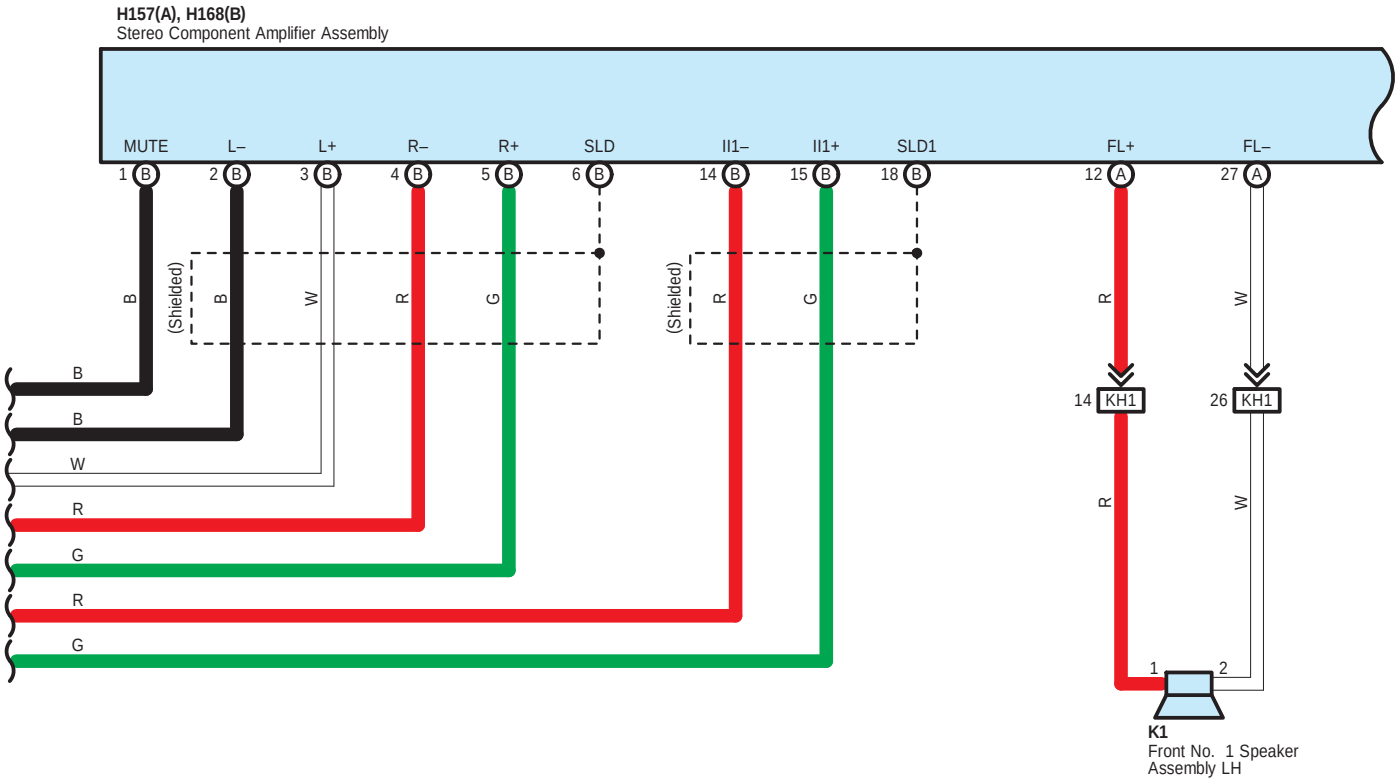
H157(A), H168(B)
Stereo Component Amplifier Assembly
MUTE
L–
L+
R–
R+
SLD
II1–
II1+
SLD1
FL+
FL–
1 B
2 B
3 B
4 B
5 B
6 B
14 B
15 B
18 B
12 A
27 A
(Shielded)
(Shielded)
B
B
W
R
G
R
G
B
B
W
R
G
R
G
R
W
14 KH1
26 KH1
R
W
1
2
K1
Front No. 1 Speaker Assembly LH

Y
Y
G
G
BR
BR
R
R
V
V

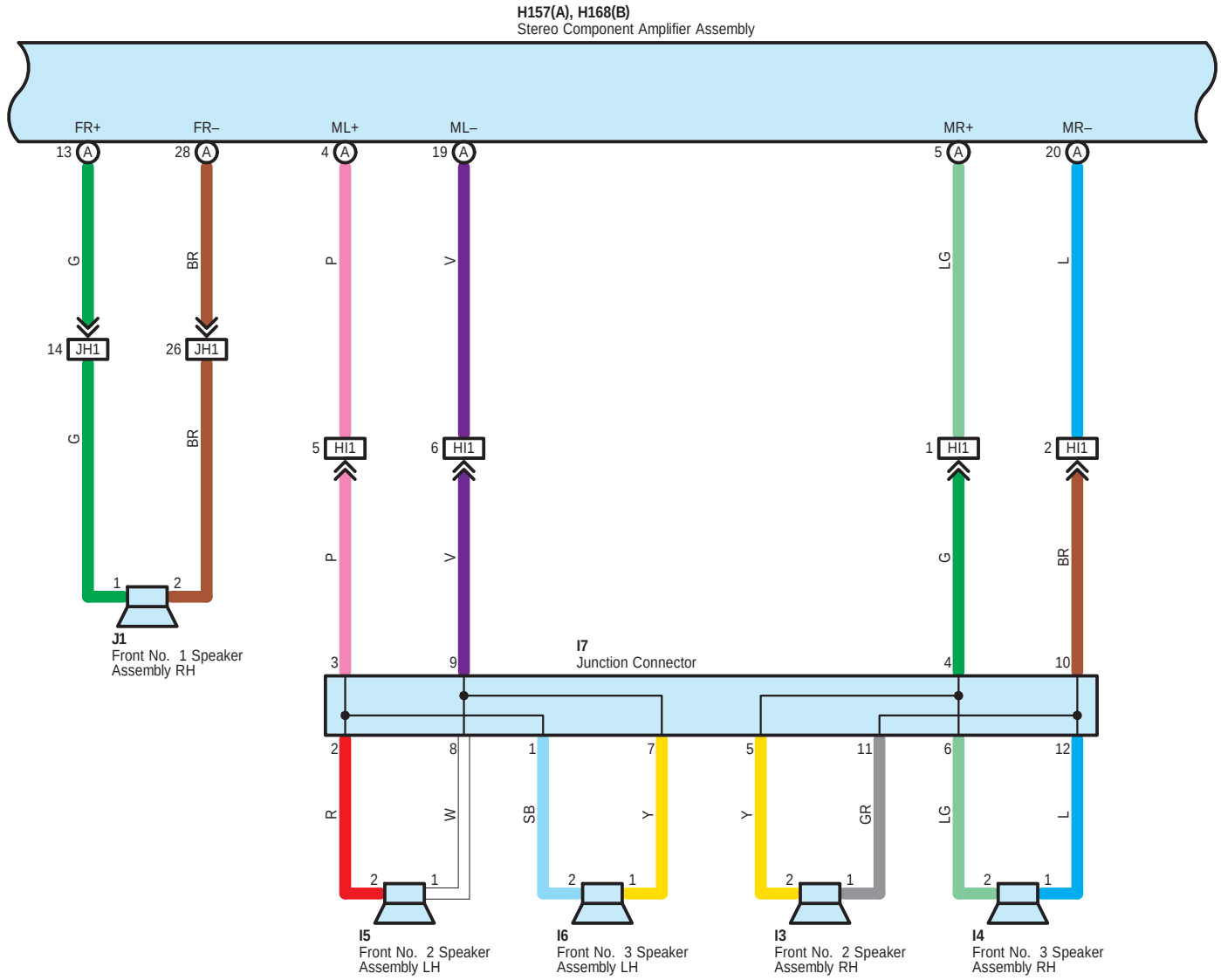
H157(A), H168(B)
Stereo Component Amplifier Assembly
FR+
FR–
ML+
ML–
MR+
MR–
13 A
28 A
4 A
19 A
5 A
20 A
G
BR
P
V
LG
L
14 JH1
26 JH1
5 HI1
6 HI1
1 HI1
2 HI1
G
BR
P
V
G
BR
1
2
J1
Front No. 1 Speaker Assembly RH
3
9
I7
Junction Connector
4
10
2
8
1
7
5
11
6
12
R
W
SB
Y
Y
GR
LG
L
2
1
2
1
2
1
2
1
I5
Front No. 2 Speaker Assembly LH
I6
Front No. 3 Speaker Assembly LH
I3
Front No. 2 Speaker Assembly RH
I4
Front No. 3 Speaker Assembly RH

Y
Y
G
G
BR
BR
R
R
V
V

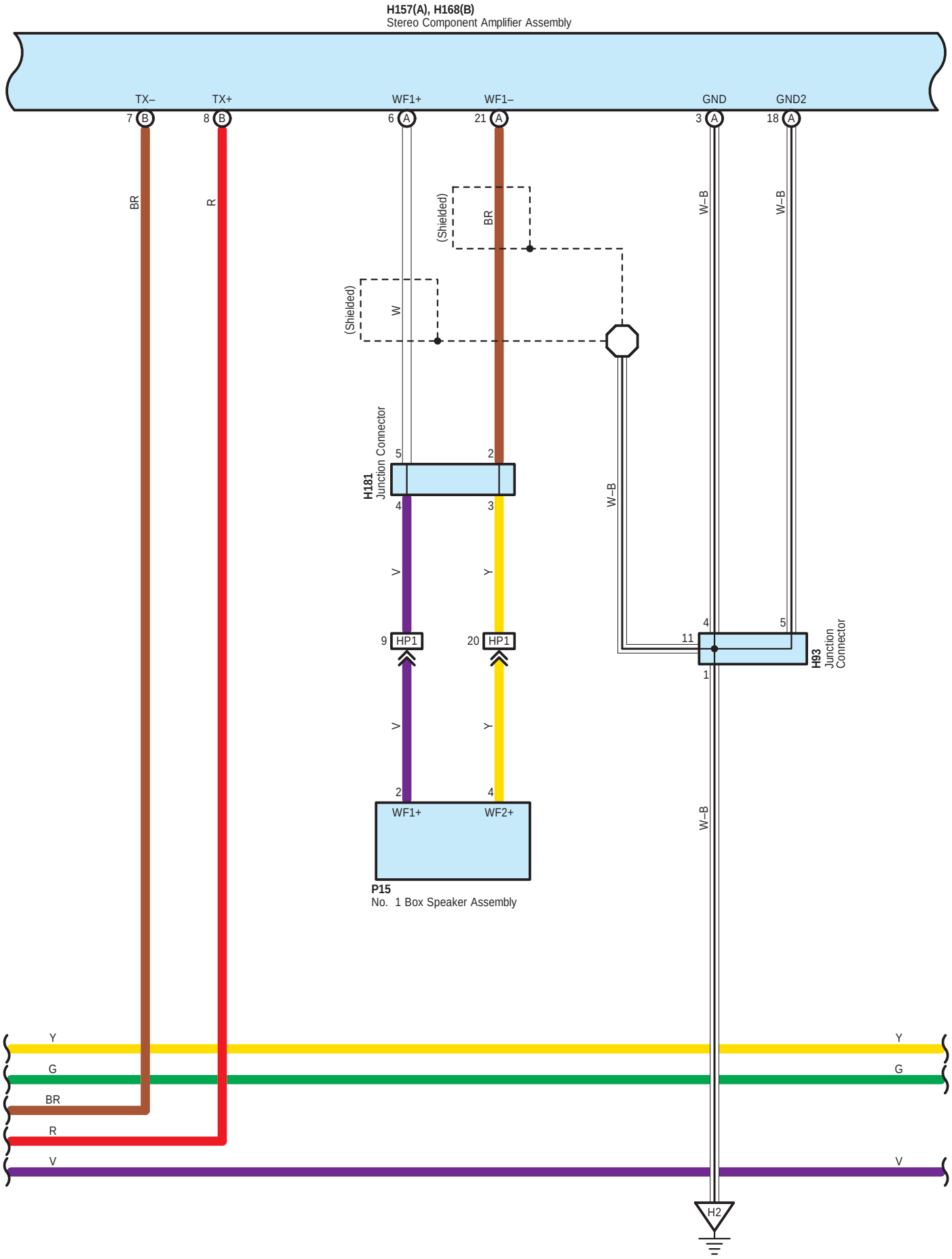
H157(A), H168(B)
Stereo Component Amplifier Assembly
TX–
TX+
WF1+
WF1–
GND
GND2
7 B
8 B
6 A
21 A
3 A
18 A
BR
R
(Shielded)
BR
W–B
W–B
(Shielded)
W
H181
Junction Connector
5
2
4
3
W–B
V
Y
9 HP1
20 HP1
4
5
11
1
H93
Junction Connector
V
Y
2
4
WF1+
WF2+
W–B
P15
No. 1 Box Speaker Assembly
Y
G
BR
R
V
Y
G
V
H2

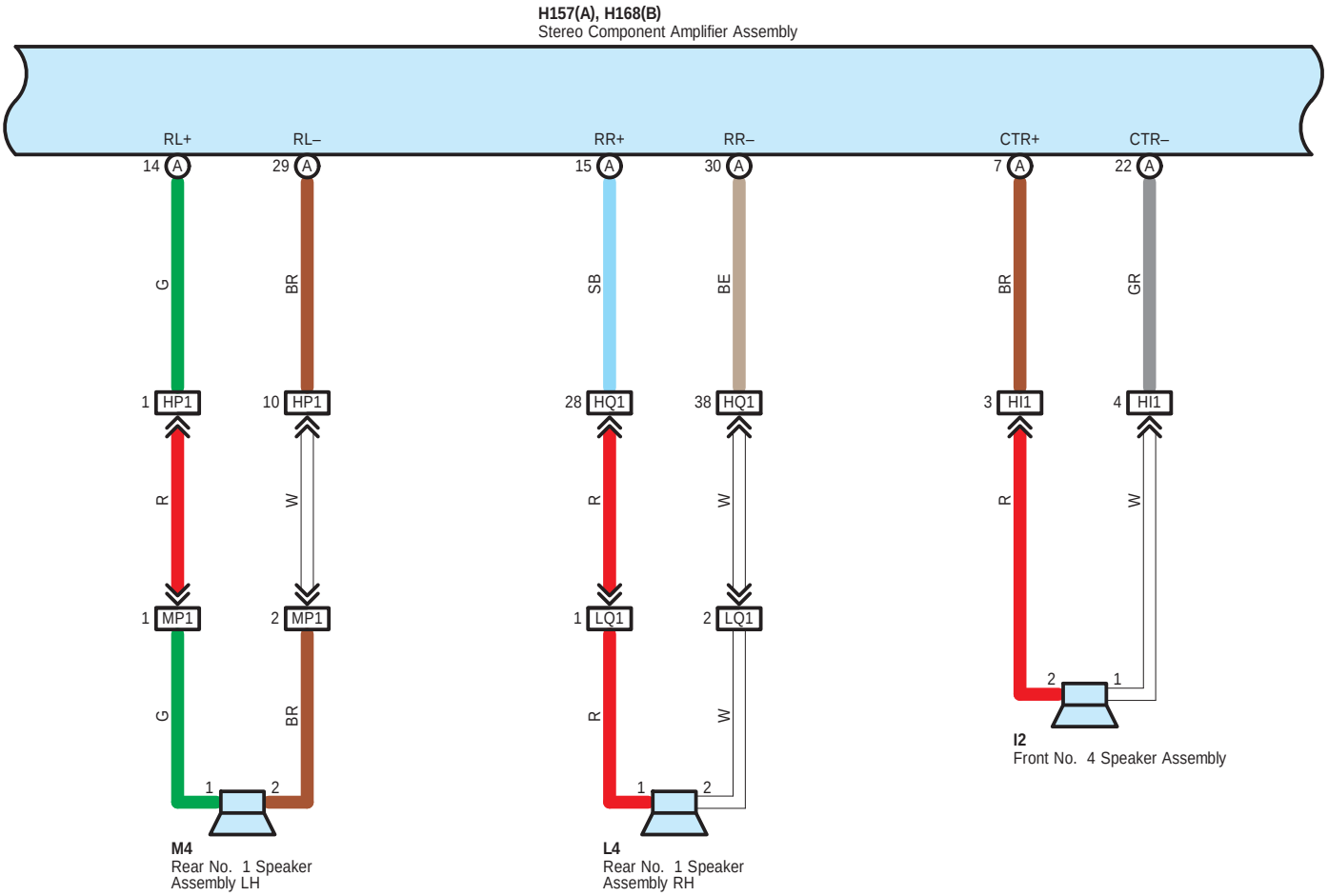
H157(A), H168(B)
Stereo Component Amplifier Assembly
RL+
RL–
RR+
RR–
CTR+
CTR–
14 A
29 A
15 A
30 A
7 A
22 A
G
BR
SB
BE
BR
GR
1 HP1
10 HP1
28 HQ1
38 HQ1
3 HI1
4 HI1
R
W
R
W
R
W
1 MP1
2 MP1
1 LQ1
2 LQ1
G
BR
R
W
R
W
1
2
1
2
2
1
M4
Rear No. 1 Speaker Assembly LH
L4
Rear No. 1 Speaker Assembly RH
I2
Front No. 4 Speaker Assembly

Y
Y
G
G
V
V

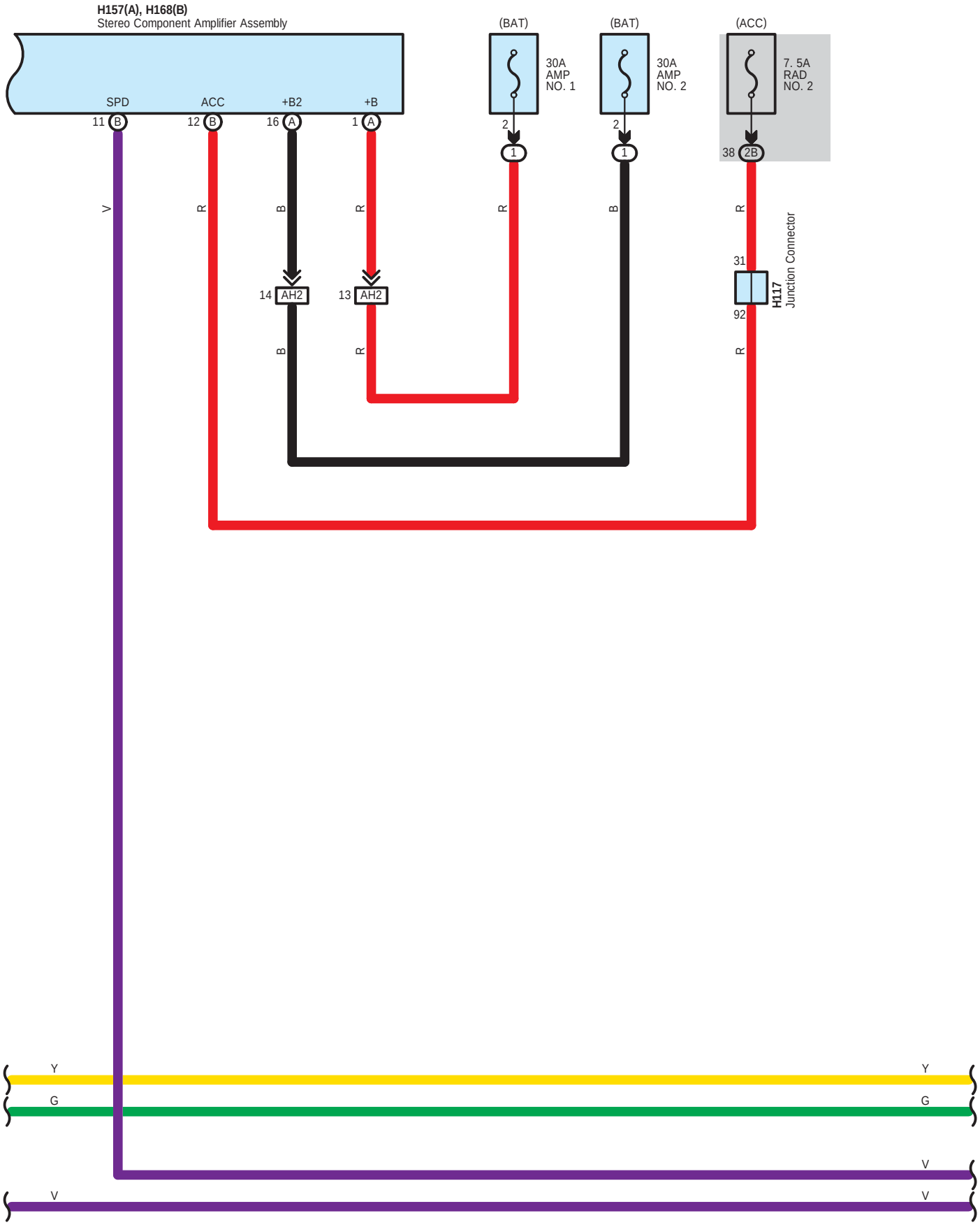
H157(A), H168(B)
Stereo Component Amplifier Assembly
SPD
ACC
+B2
+B
11 B
12 B
16 A
1 A
(BAT)
30A
AMP
NO. 1
(BAT)
30A
AMP
NO. 2
(ACC)
7. 5A
RAD
NO. 2
2
1
2
1
38 2B
V
R
B
R
R
B
R
31
92
H117
Junction Connector
14 AH2
13 AH2
B
R
R
Y
G
V
Y
G
V
V

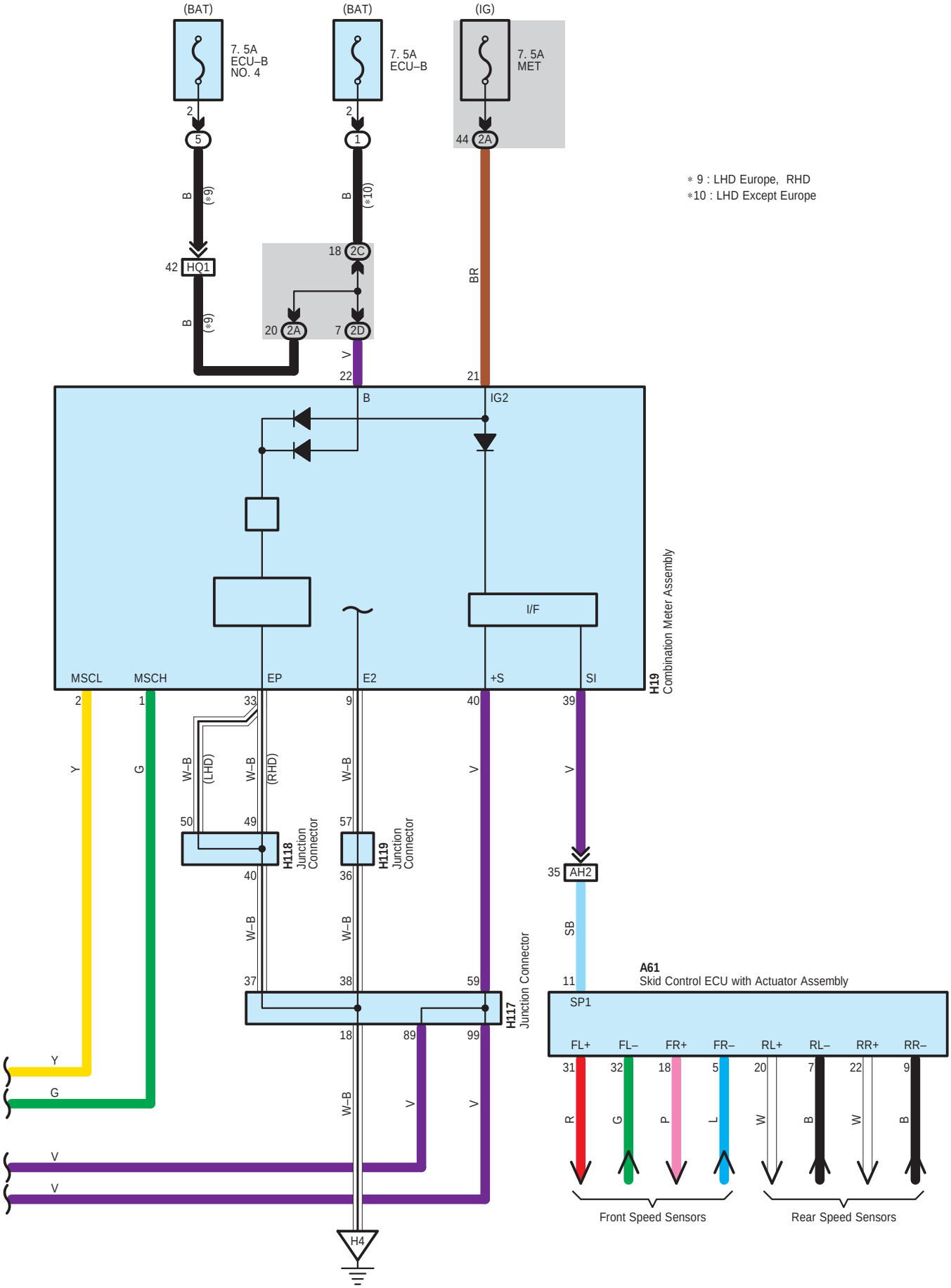
(BAT)
7. 5A
ECU–B
NO. 4
(BAT)
7. 5A
ECU–B
(IG)
7. 5A
MET
∗ 9 : LHD Europe, RHD
∗10 : LHD Except Europe
HQ1
I/F
B
IG2
MSCL
MSCH
EP
E2
+S
SI
H19
Combination Meter Assembly
H118
Junction
Connector
H119
Junction
Connector
AH2
H117
Junction Connector
A61
Skid Control ECU with Actuator Assembly
SP1
FL+
FL–
FR+
FR–
RL+
RL–
RR+
RR–
Front Speed Sensors
Rear Speed Sensors
H4

A 24
White

A 61
Gray

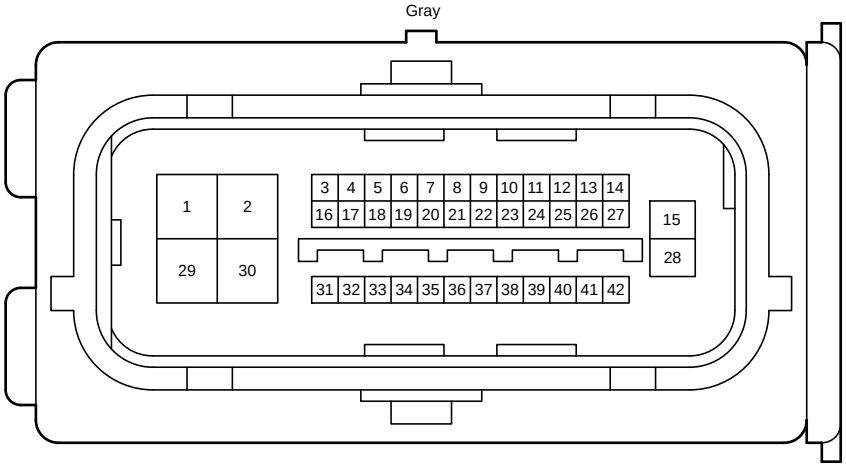

A 78
Black

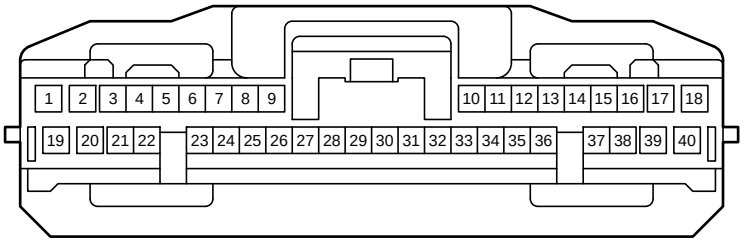

H 3
Gray

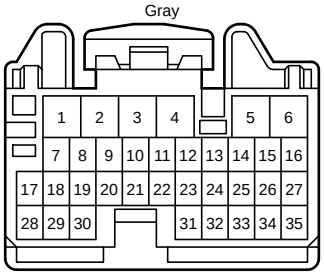

H 4
Gray

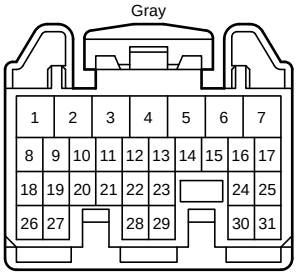

H 19
White

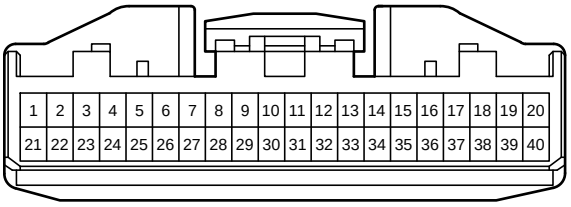

H 29
White

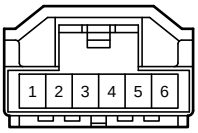

H 30
Black

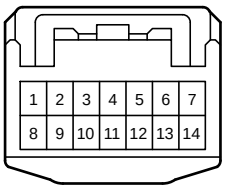

H 76
White

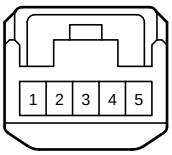

H 77
Black



H 93
White

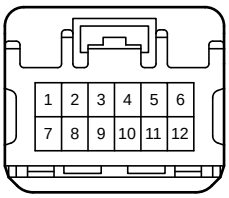

H104
White

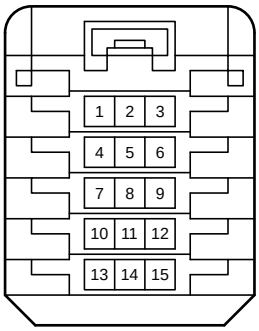

H105
White

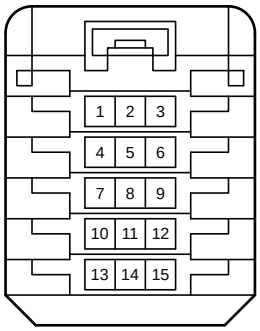

H113
Gray

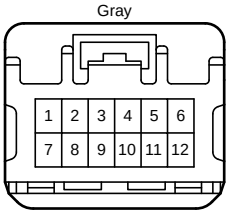

H117
White

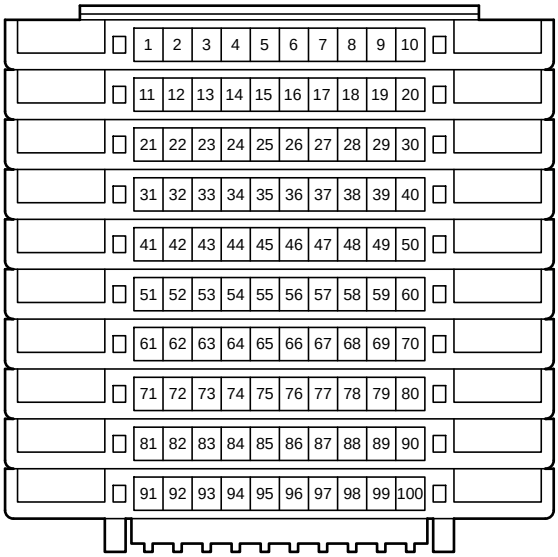

H118
White

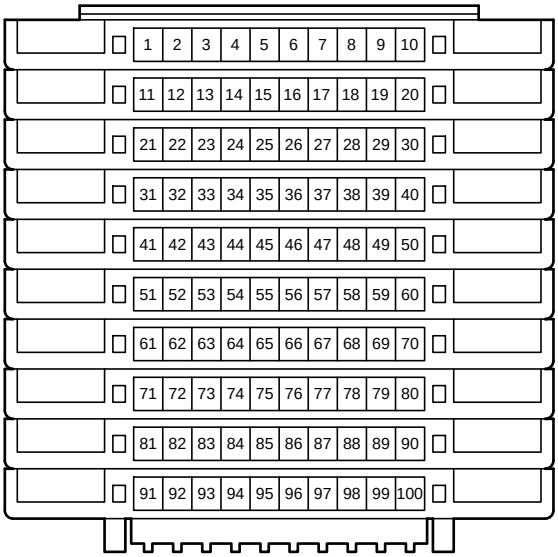

H119
White

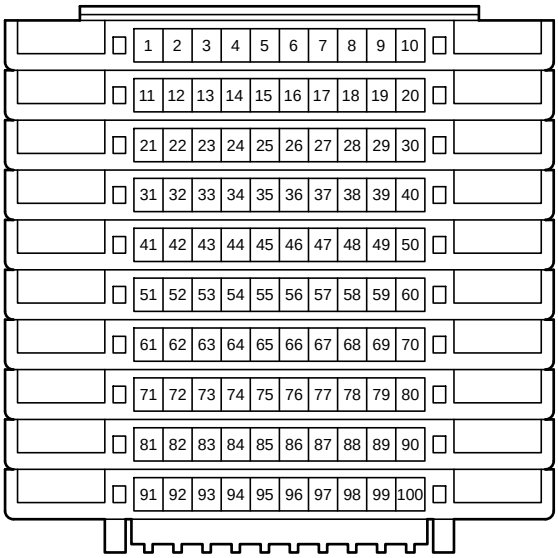

H141
Gray

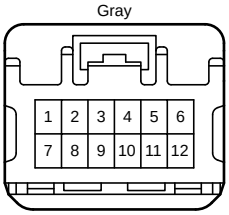

H153
Blue

H157
White

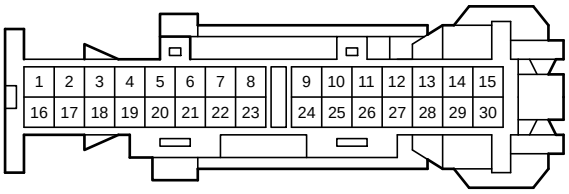

H160
Black

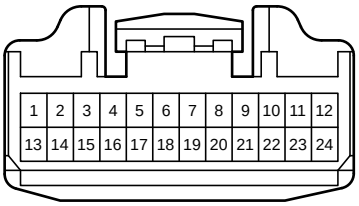

H161
Black



H162
White

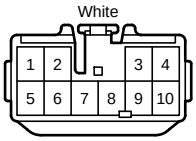

H163
White

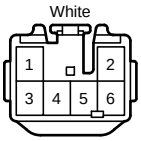

H164
White

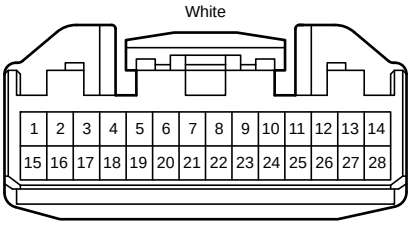

H165
White

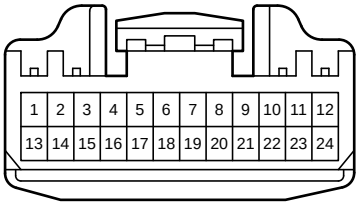

H166
White

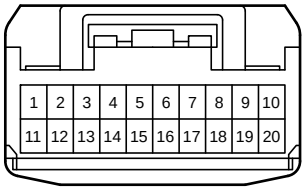

H167
White

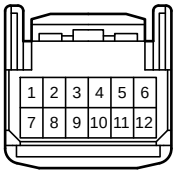

H168
White

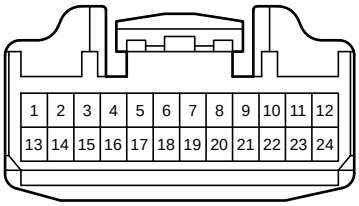

H169
White

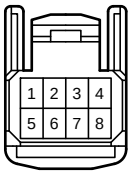

H172
Blue

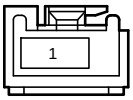

H174
Gray

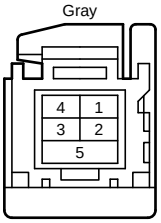

H175
Gray

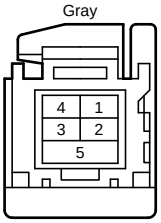

H181
White

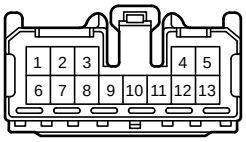

H188
Black

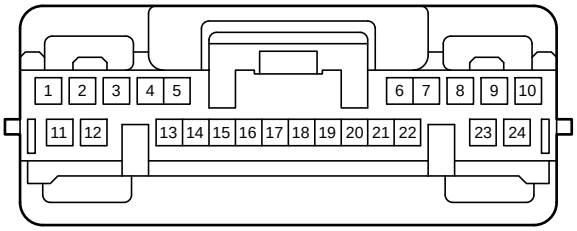

H190
Blue

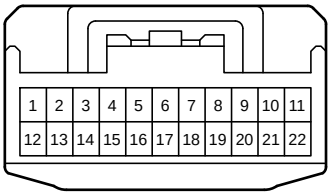

H191
White

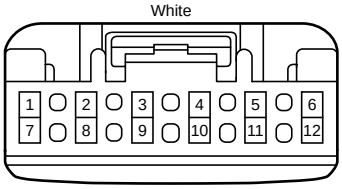

I 2
White

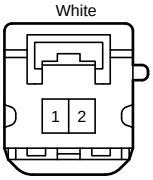

I 3
White

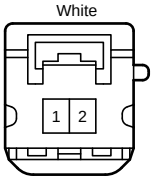

I 4
White

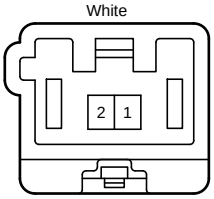

I 5
White

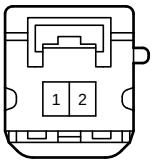

I 6
White

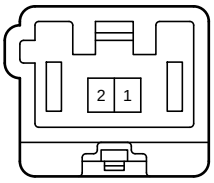

I 7
Gray

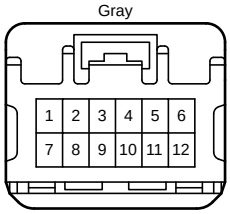

J 1
White

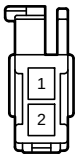

K 1
White



L 4
White

M 4
White

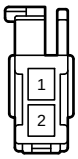

P 15
Black

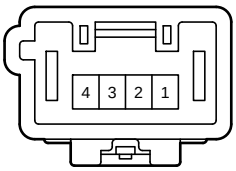

P 36
White

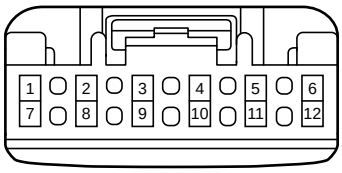

T 6
White

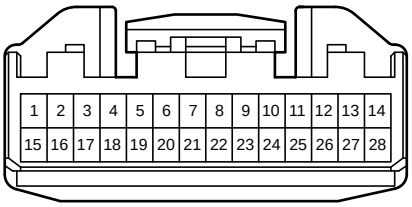

V 13
Black

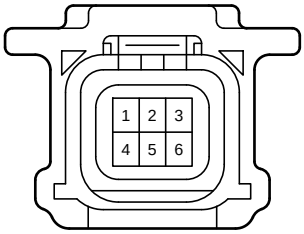

V 14
Gray

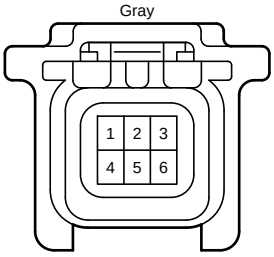

z 4
Black

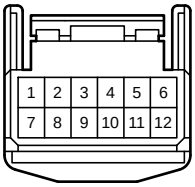

2A
White

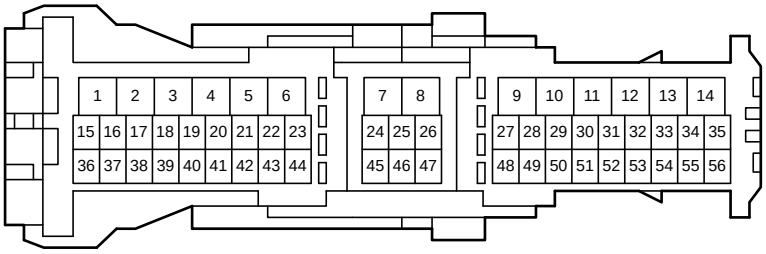

2B
White

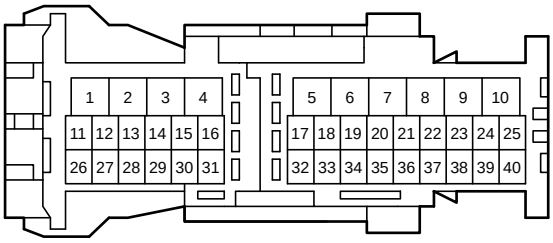

2C
White

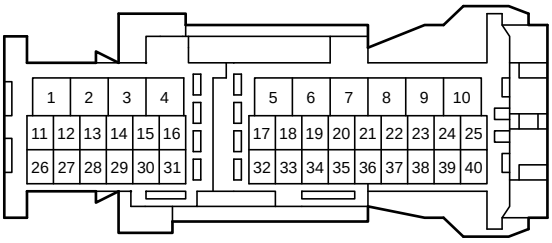

2D
White

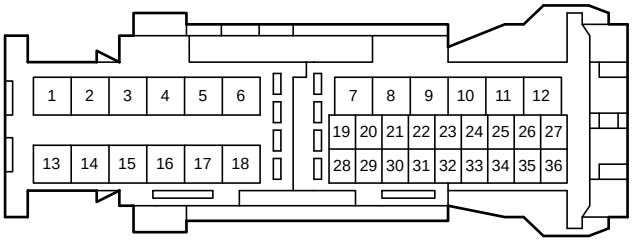

AH2
White

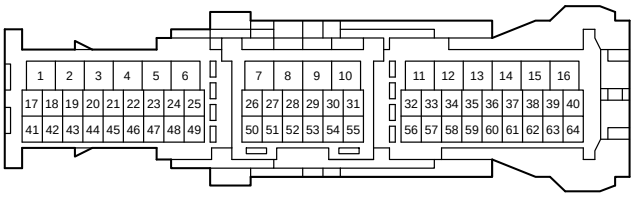

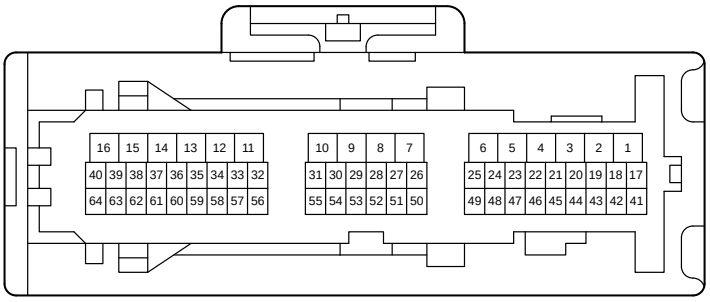

AH5
Black

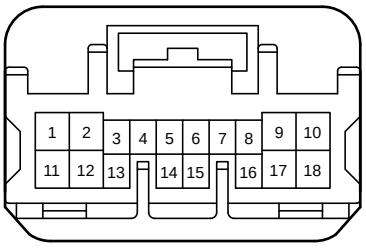

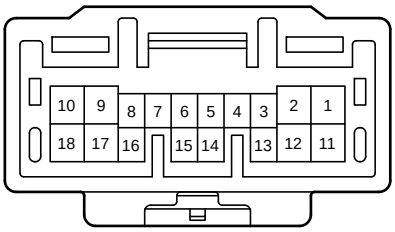

HI1
White

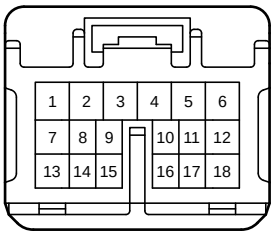

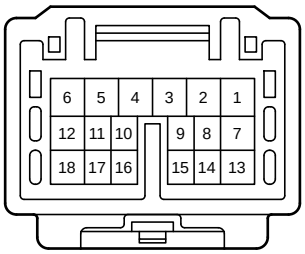

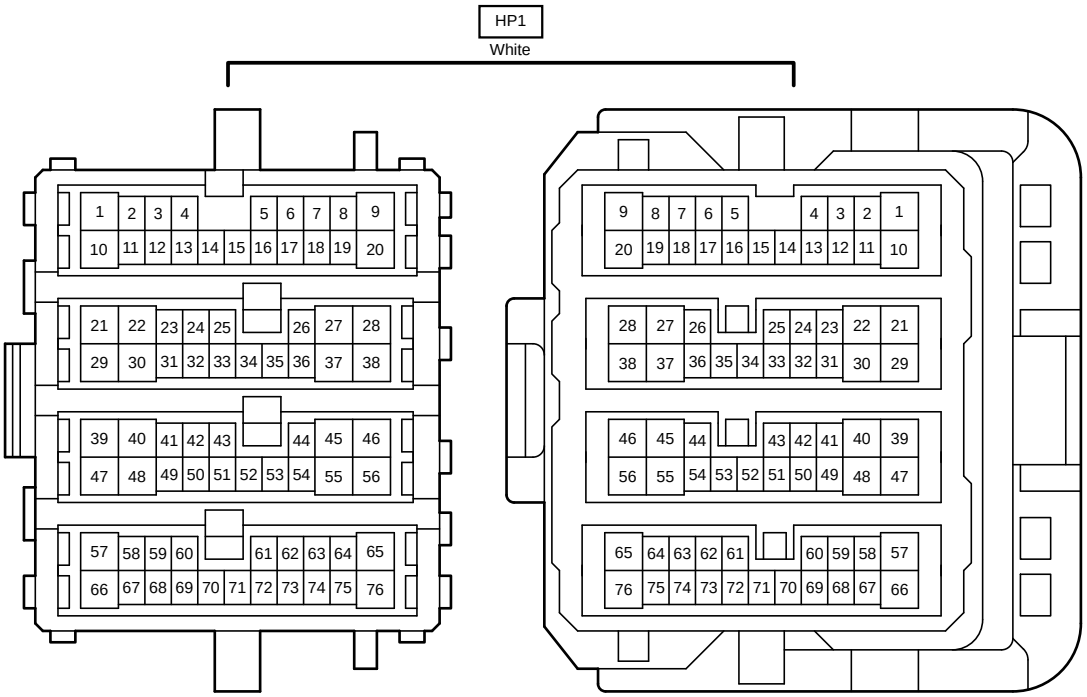
HP1
White
1 2 3 4 5 6 7 8 9
10 11 12 13 14 15 16 17 18 19 20
21 22 23 24 25 26 27 28
29 30 31 32 33 34 35 36 37 38
39 40 41 42 43 44 45 46
47 48 49 50 51 52 53 54 55 56
57 58 59 60 61 62 63 64 65
66 67 68 69 70 71 72 73 74 75 76
9 8 7 6 5 4 3 2 1
20 19 18 17 16 15 14 13 12 11 10
28 27 26 25 24 23 22 21
38 37 36 35 34 33 32 31 30 29
46 45 44 43 42 41 40 39
56 55 54 53 52 51 50 49 48 47
65 64 63 62 61 60 59 58 57
76 75 74 73 72 71 70 69 68 67 66

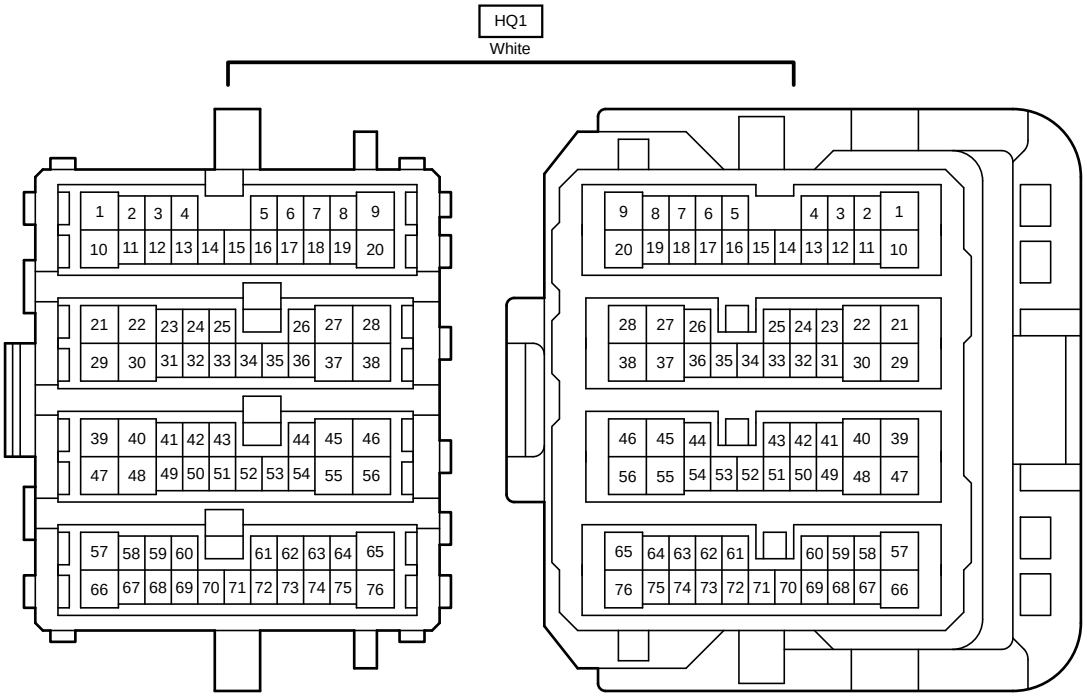
HQ1
White
1 2 3 4 5 6 7 8 9
10 11 12 13 14 15 16 17 18 19 20
21 22 23 24 25 26 27 28
29 30 31 32 33 34 35 36 37 38
39 40 41 42 43 44 45 46
47 48 49 50 51 52 53 54 55 56
57 58 59 60 61 62 63 64 65
66 67 68 69 70 71 72 73 74 75 76
9 8 7 6 5 4 3 2 1
20 19 18 17 16 15 14 13 12 11 10
28 27 26 25 24 23 22 21
38 37 36 35 34 33 32 31 30 29
46 45 44 43 42 41 40 39
56 55 54 53 52 51 50 49 48 47
65 64 63 62 61 60 59 58 57
76 75 74 73 72 71 70 69 68 67 66

JH1
White

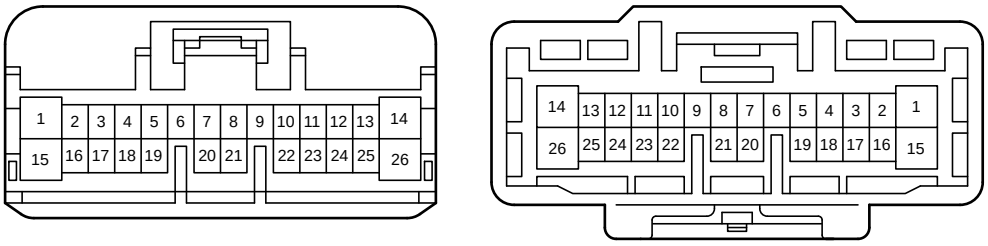

KH1
White

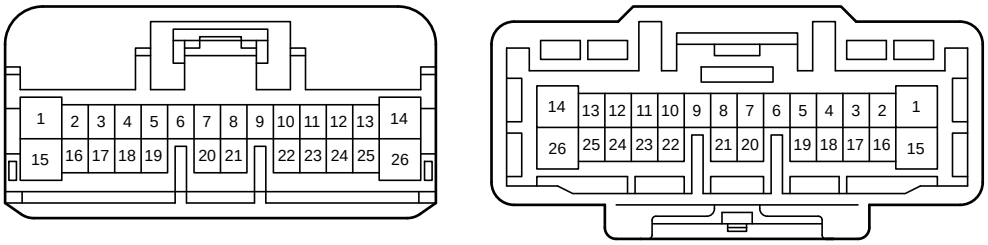

LQ1
White

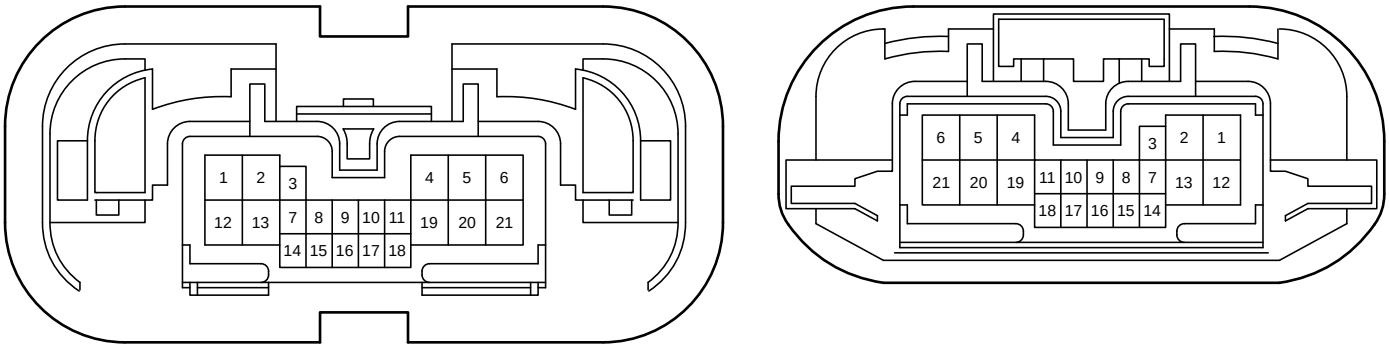

MP1
White

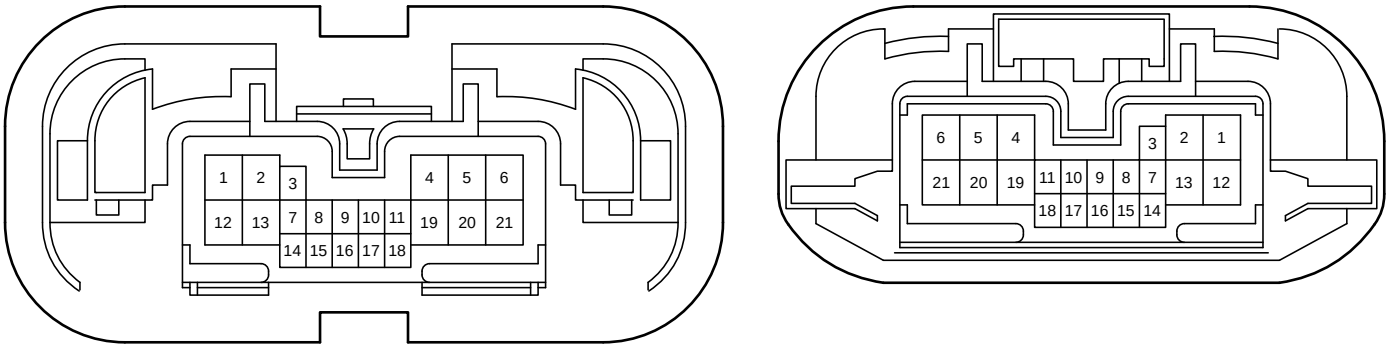

TH1
White

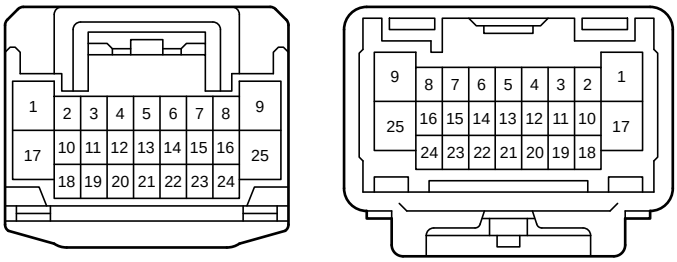

TH2
Black

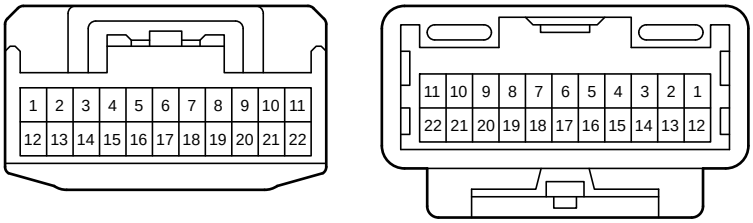
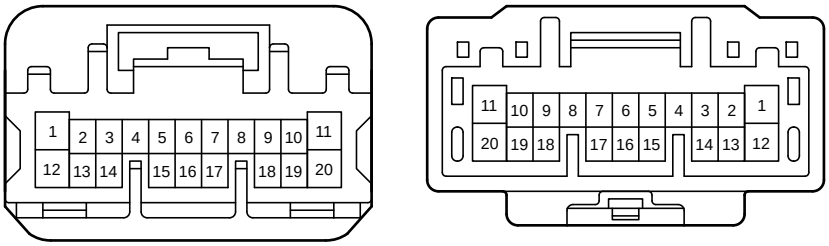
VP1
White