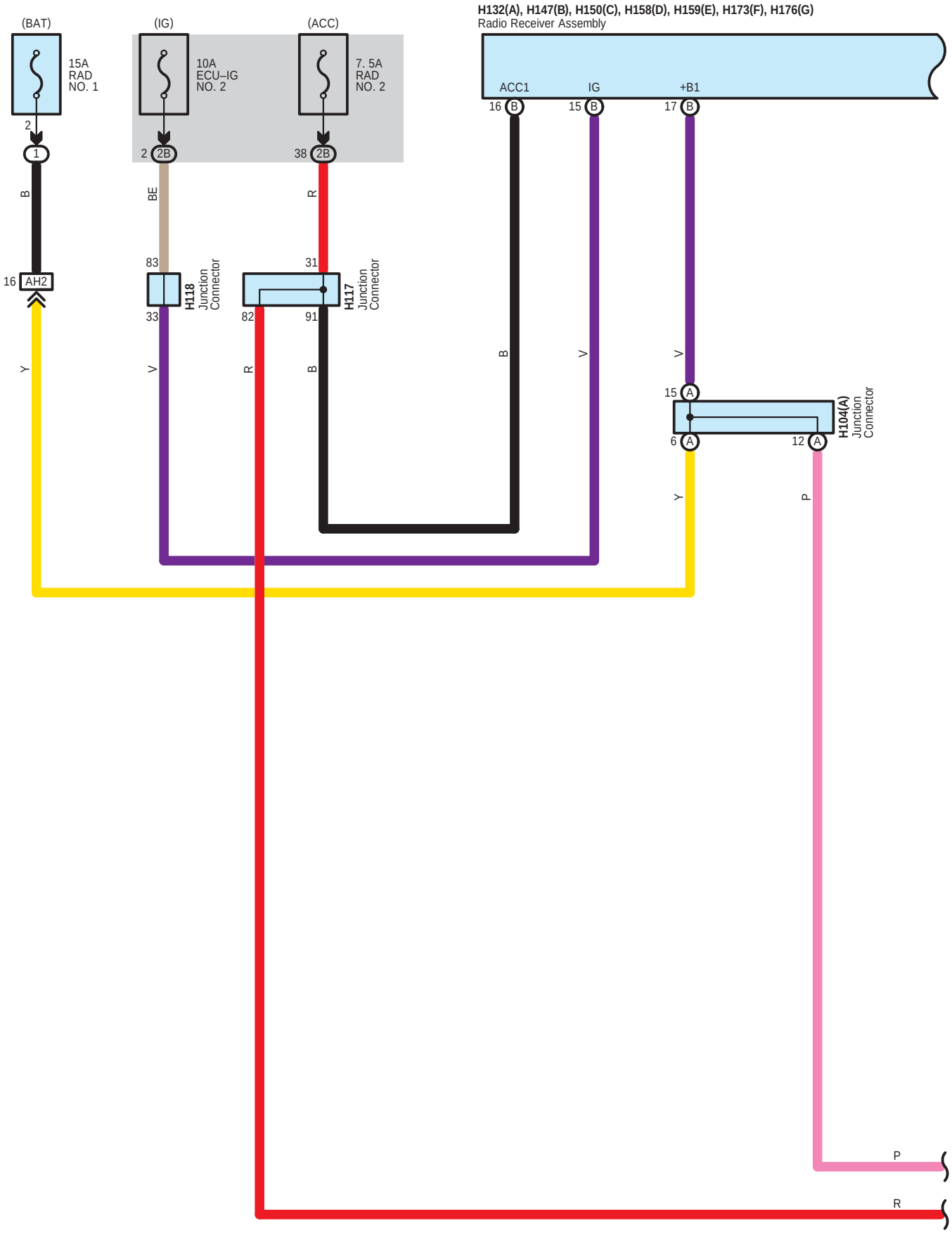
(BAT)
15A
RAD
NO. 1
2
1
B
16
AH2
Y
(IG)
10A
ECU–IG
NO. 2
2
2B
BE
83
33
H118
Junction
Connector
V
(ACC)
7. 5A
RAD
NO. 2
38
2B
R
31
82
91
H117
Junction
Connector
R
B
H132(A), H147(B), H150(C), H158(D), H159(E), H173(F), H176(G)
Radio Receiver Assembly
ACC1
IG
+B1
16
B
15
B
17
B
B
V
V
15
A
6
A
12
A
H104(A)
Junction
Connector
Y
P
P
R

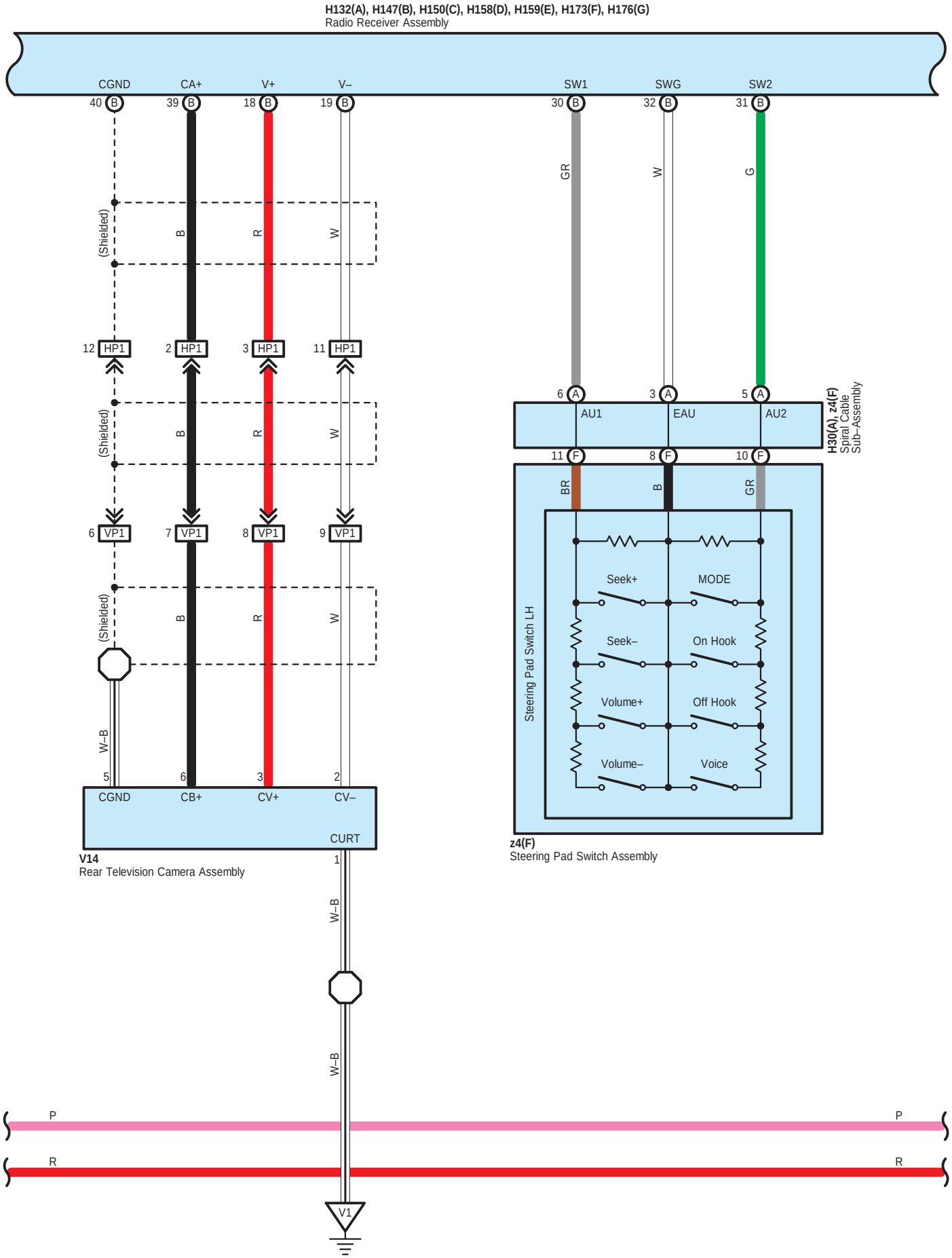
H132(A), H147(B), H150(C), H158(D), H159(E), H173(F), H176(G)
Radio Receiver Assembly
CGND
CA+
V+
V–
SW1
SWG
SW2
40 B
39 B
18 B
19 B
30 B
32 B
31 B
GR
W
G
(Shielded)
B
R
W
12 HP1
2 HP1
3 HP1
11 HP1
6 A
3 A
5 A
AU1
EAU
AU2
H30(A), z4(F)
Spiral Cable
Sub–Assembly
11 F
8 F
10 F
BR
B
GR
6 VP1
7 VP1
8 VP1
9 VP1
Seek+
MODE
Seek–
On Hook
Volume+
Off Hook
Volume–
Voice
Steering Pad Switch LH
W–B
5
6
3
2
CGND
CB+
CV+
CV–
CURT
V14
Rear Television Camera Assembly
z4(F)
Steering Pad Switch Assembly
1
P
R
V1

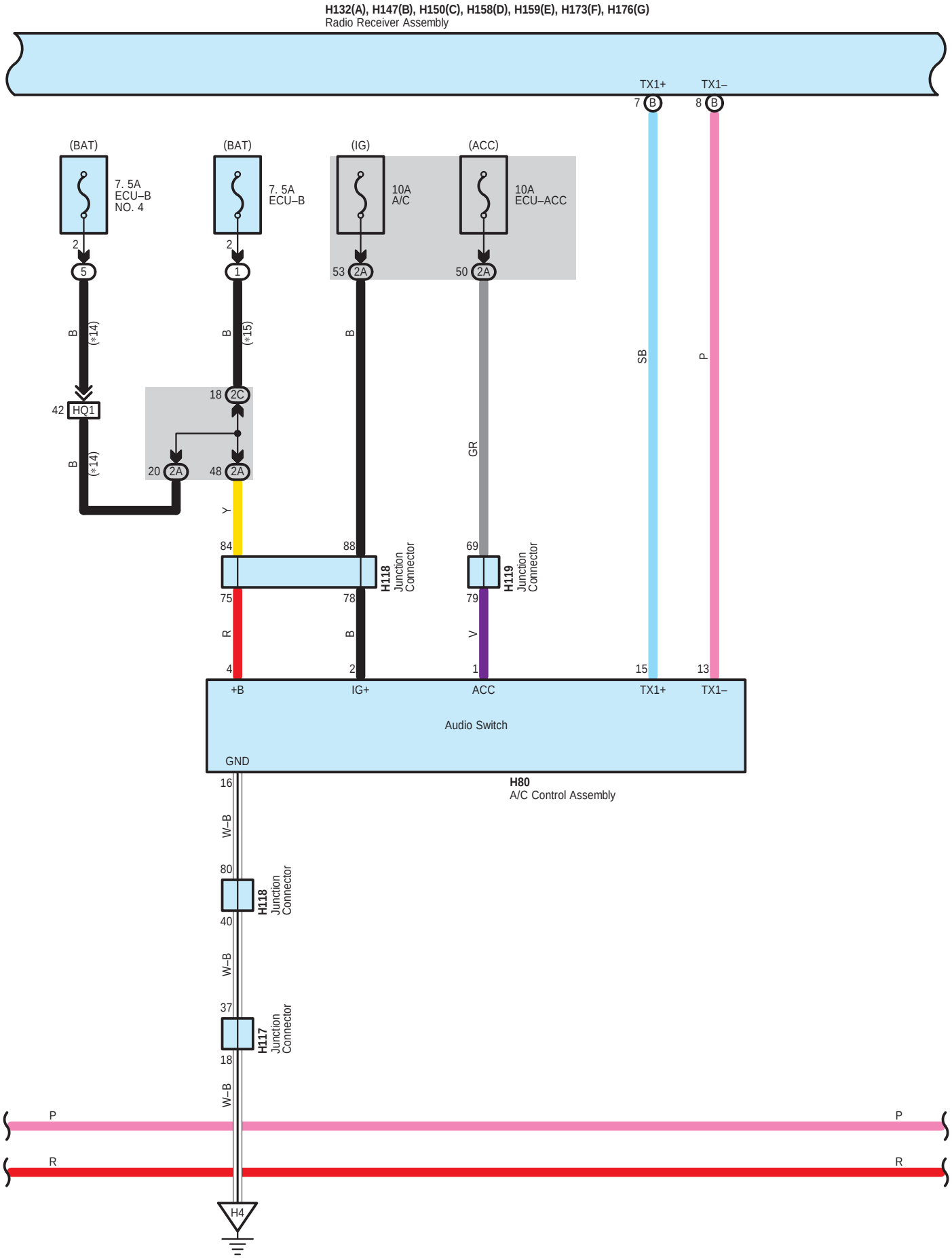
H132(A), H147(B), H150(C), H158(D), H159(E), H173(F), H176(G)
Radio Receiver Assembly
TX1+
TX1–
7 B
8 B
(BAT)
7. 5A
ECU–B
NO. 4
(BAT)
7. 5A
ECU–B
(IG)
10A
A/C
(ACC)
10A
ECU–ACC
2
5
2
1
53 2A
50 2A
B
(*14)
B
(*15)
B
SB
P
42 HQ1
18 2C
20 2A
48 2A
B
(*14)
GR
Y
84
88
69
H118
Junction
Connector
H119
Junction
Connector
75
78
79
R
B
V
4
2
1
15
13
+B
IG+
ACC
TX1+
TX1–
Audio Switch
GND
16
H80
A/C Control Assembly
W–B
80
H118
Junction
Connector
40
W–B
37
H117
Junction
Connector
18
W–B
P
P
R
R
H4

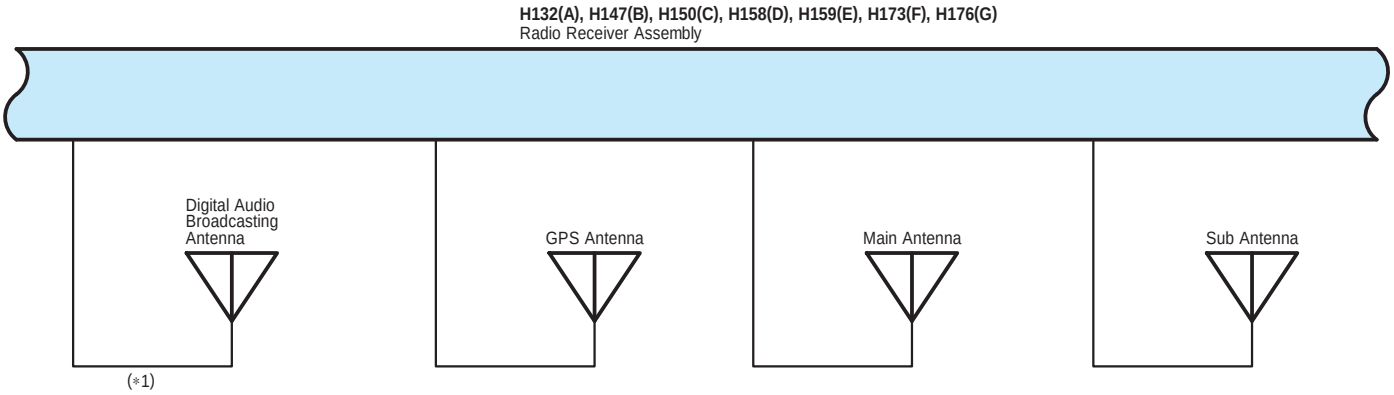


* 1 : w/ Digital Audio Broadcasting
*14 : LHD Europe, RHD
*15 : LHD Except Europe

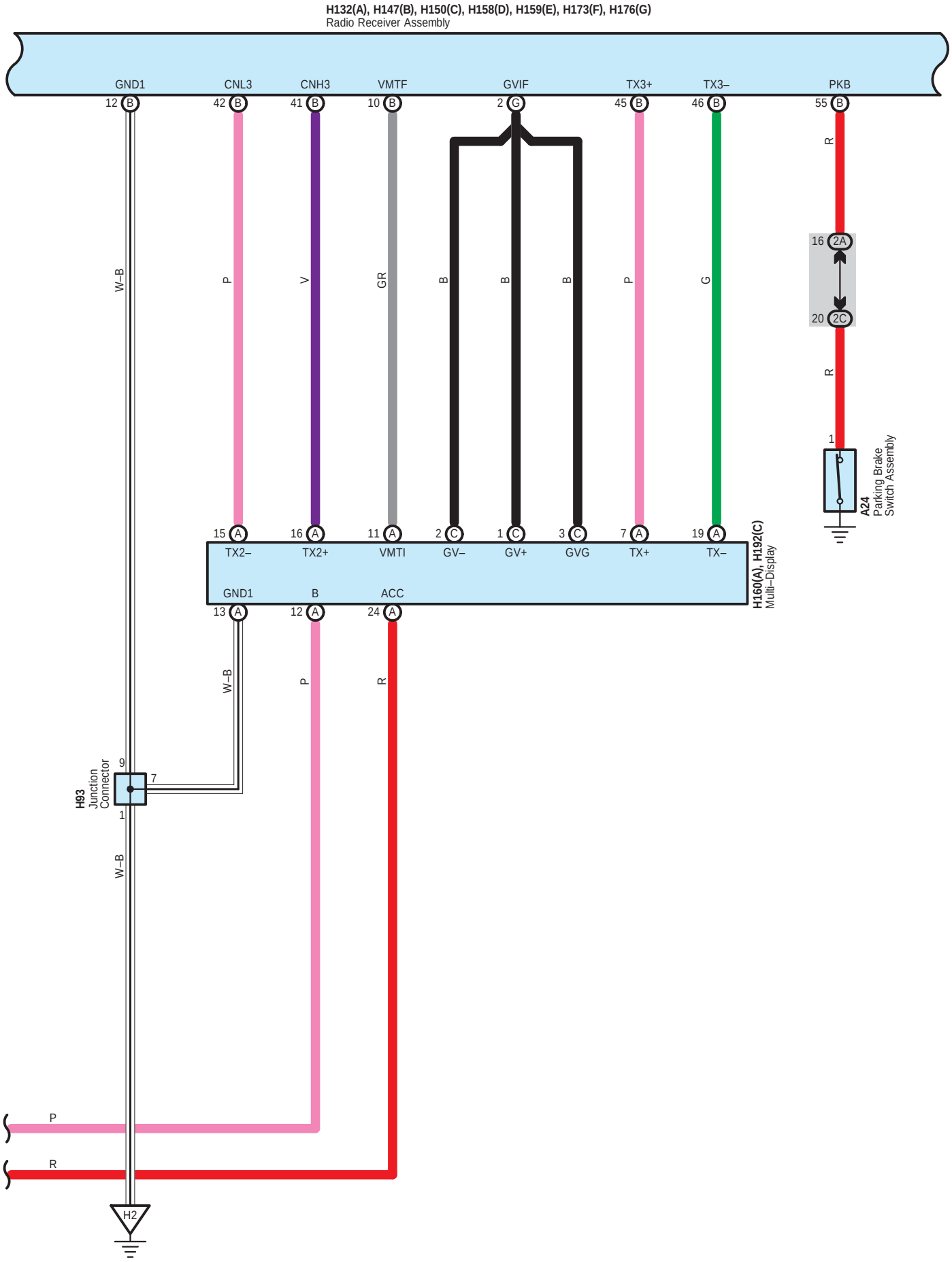
H132(A), H147(B), H150(C), H158(D), H159(E), H173(F), H176(G)
Radio Receiver Assembly
GND1
CNL3
CNH3
VMTF
GVIF
TX3+
TX3–
PKB
12 B
42 B
41 B
10 B
2 G
45 B
46 B
55 B
W–B
P
V
GR
B
B
B
P
G
R
16 2A
20 2C
R
1
A24
Parking Brake
Switch Assembly
15 A
16 A
11 A
2 C
1 C
3 C
7 A
19 A
TX2–
TX2+
VMTI
GV–
GV+
GVG
TX+
TX–
H160(A), H192(C)
Multi–Display
GND1
B
ACC
13 A
12 A
24 A
W–B
P
R
H93
Junction
Connector
9
7
1
W–B
P
R
H2

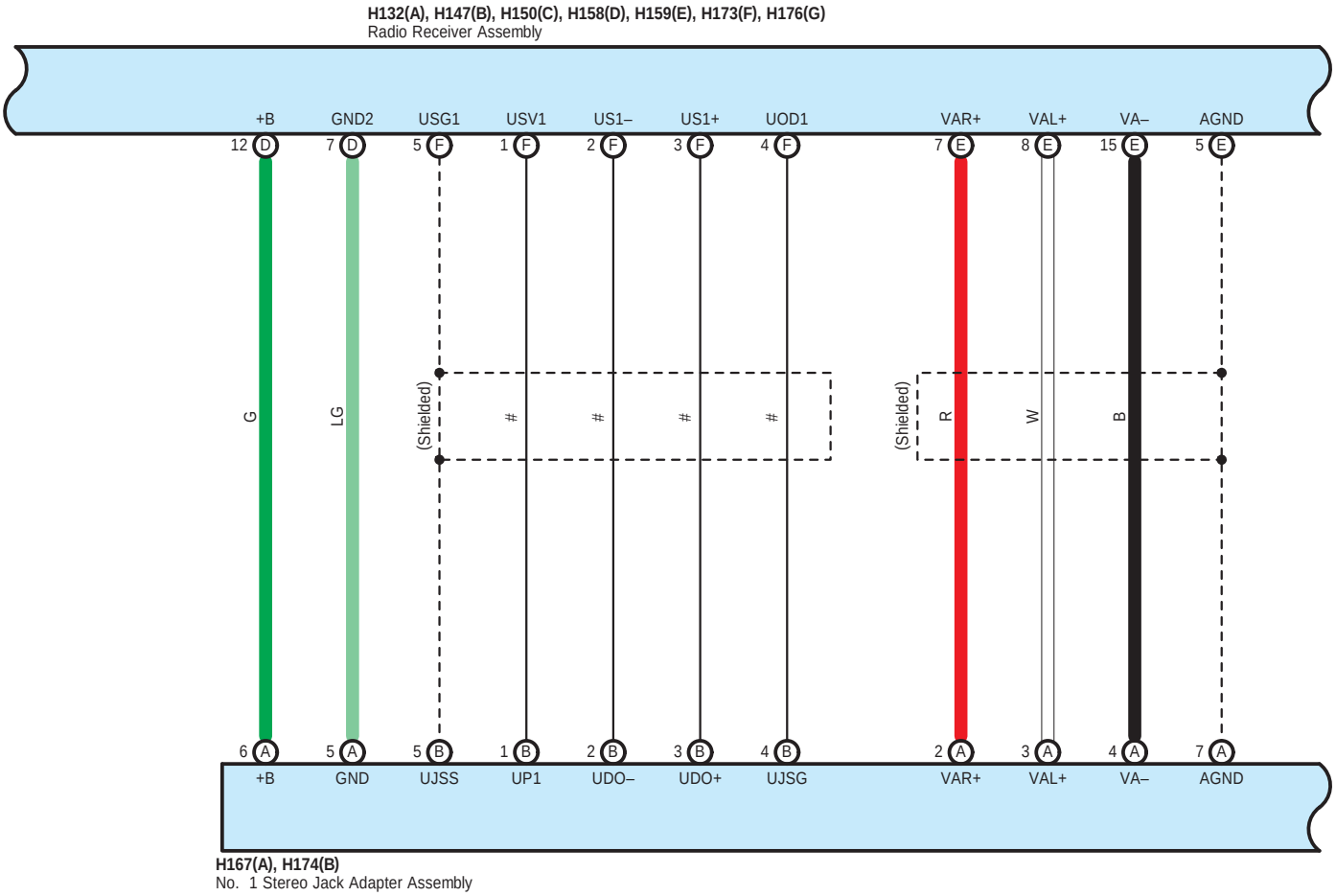


# : There is no wire color information.

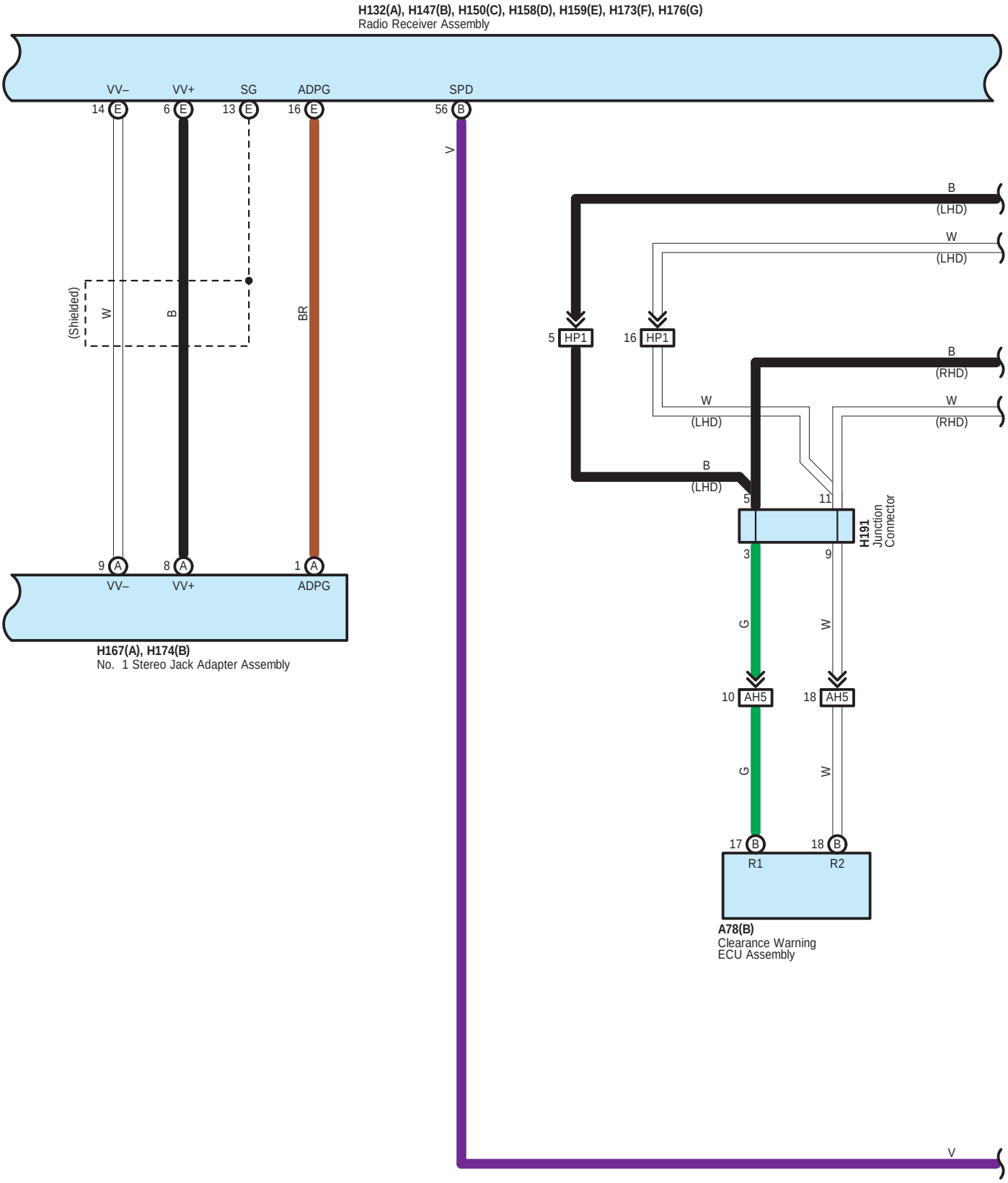
H132(A), H147(B), H150(C), H158(D), H159(E), H173(F), H176(G)
Radio Receiver Assembly
VV–
VV+
SG
ADPG
SPD
14 E
6 E
13 E
16 E
56 B
V
(Shielded)
W
B
BR
9 A
8 A
1 A
VV–
VV+
ADPG
H167(A), H174(B)
No. 1 Stereo Jack Adapter Assembly
B
(LHD)
W
(LHD)
5 HP1
16 HP1
B
(RHD)
W
(LHD)
W
(RHD)
B
(LHD)
5
11
H191
Junction
Connector
3
9
G
W
10 AH5
18 AH5
G
W
17 B
18 B
R1
R2
A78(B)
Clearance Warning
ECU Assembly
V

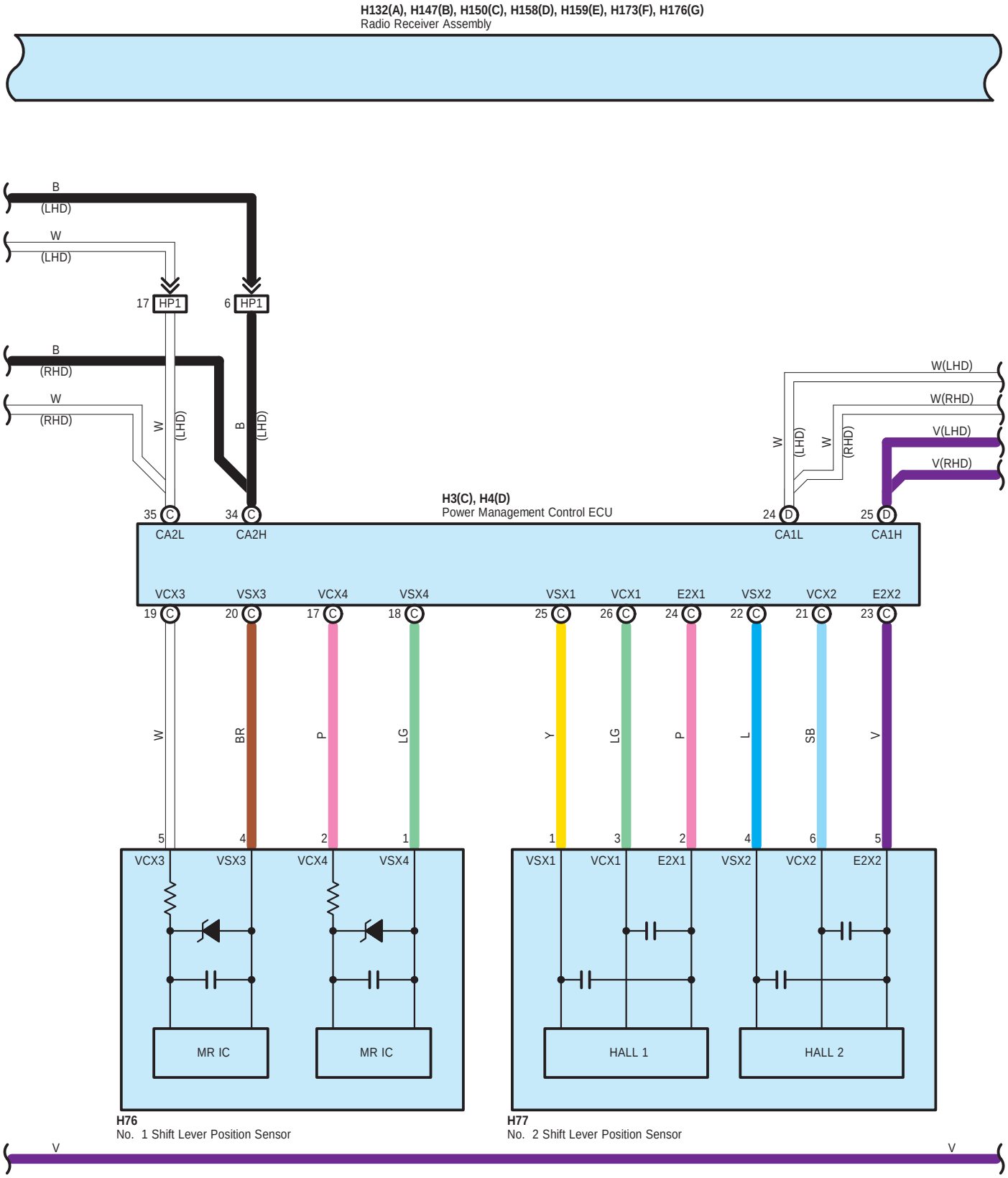
H132(A), H147(B), H150(C), H158(D), H159(E), H173(F), H176(G)
Radio Receiver Assembly
B
(LHD)
W
(LHD)
17 HP1
6 HP1
B
(RHD)
W
(RHD)
W
(LHD)
B
(LHD)
W(LHD)
W(RHD)
V(LHD)
V(RHD)
W
(LHD)
W
(RHD)
H3(C), H4(D)
Power Management Control ECU
35 C
CA2L
34 C
CA2H
24 D
CA1L
25 D
CA1H
VCX3
VSX3
VCX4
VSX4
VSX1
VCX1
E2X1
VSX2
VCX2
E2X2
19 C
20 C
17 C
18 C
25 C
26 C
24 C
22 C
21 C
23 C
W
BR
P
LG
Y
LG
P
L
SB
V
5
4
2
1
1
3
2
4
6
5
VCX3
VSX3
VCX4
VSX4
VSX1
VCX1
E2X1
VSX2
VCX2
E2X2
MR IC
MR IC
HALL 1
HALL 2
H76
No. 1 Shift Lever Position Sensor
H77
No. 2 Shift Lever Position Sensor
V
V

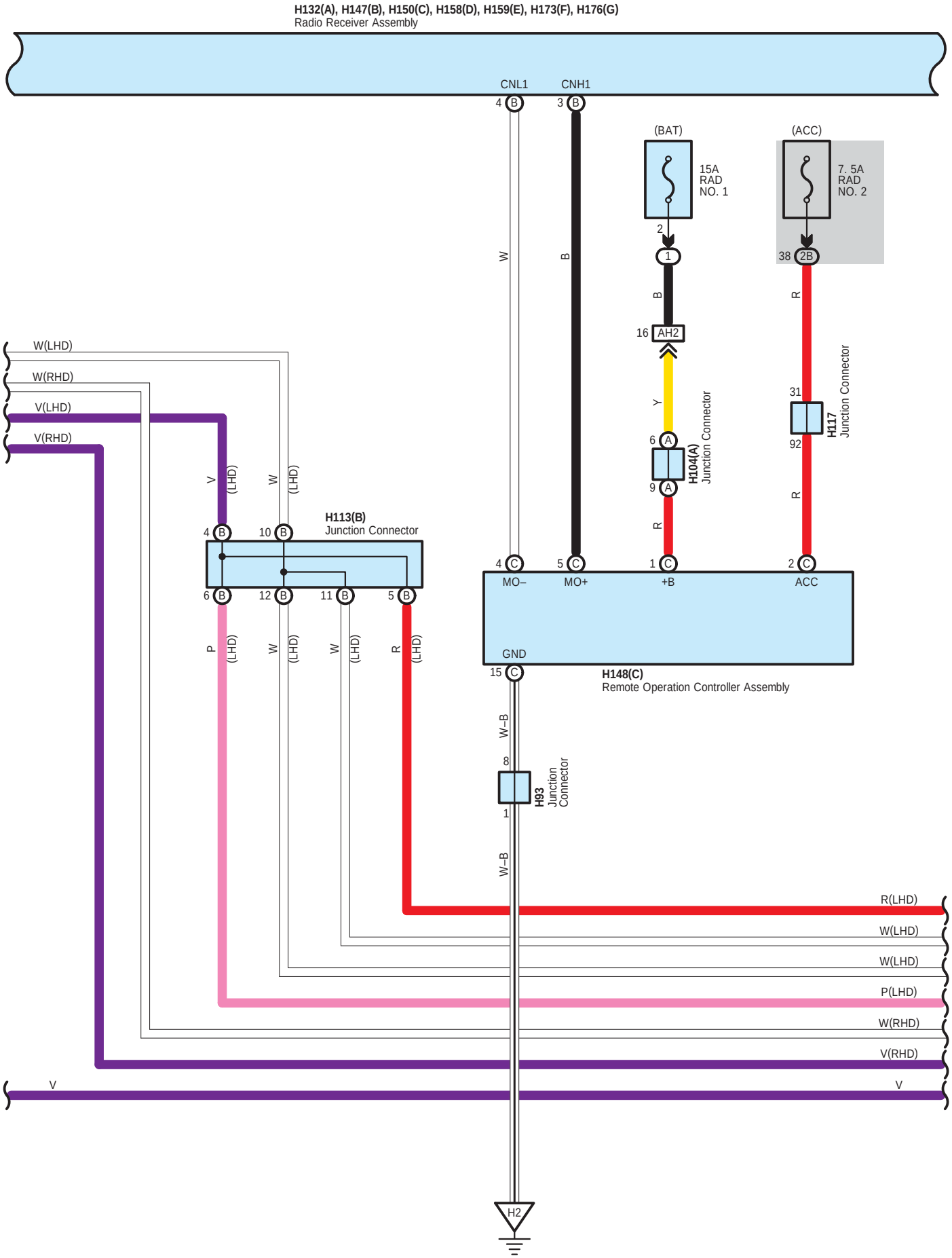
H132(A), H147(B), H150(C), H158(D), H159(E), H173(F), H176(G)
Radio Receiver Assembly
CNL1
CNH1
(BAT)
(ACC)
15A RAD NO. 1
7. 5A RAD NO. 2
AH2
H104(A) Junction Connector
H117 Junction Connector
H113(B) Junction Connector
MO–
MO+
+B
ACC
GND
H148(C)
Remote Operation Controller Assembly
H93 Junction Connector
W(LHD)
W(RHD)
V(LHD)
V(RHD)
R(LHD)
W(LHD)
W(LHD)
P(LHD)
W(RHD)
V(RHD)
V
V
H2

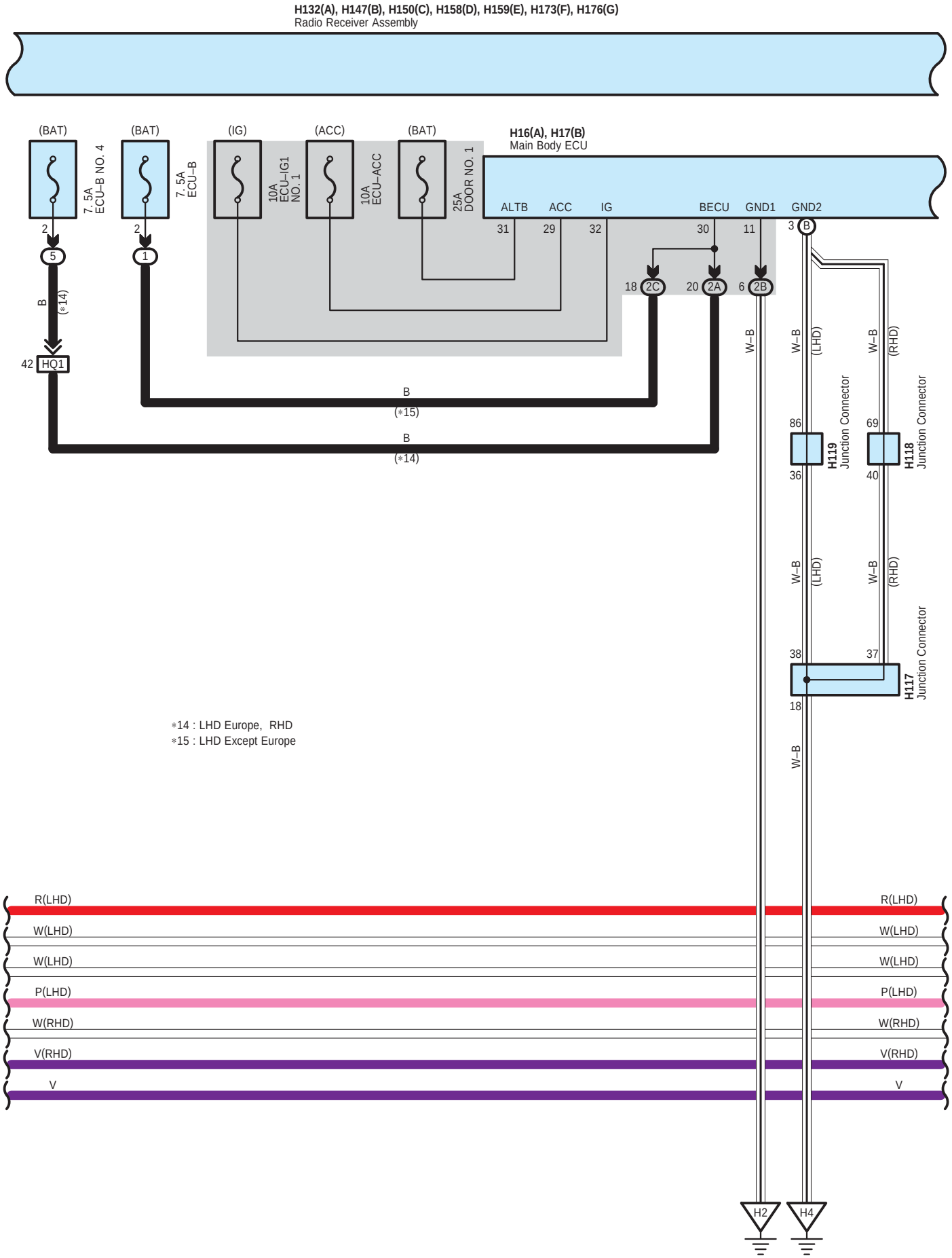
H132(A), H147(B), H150(C), H158(D), H159(E), H173(F), H176(G)
Radio Receiver Assembly
(BAT)
7. 5A
ECU–B NO. 4
(BAT)
7. 5A
ECU–B
(IG)
10A
ECU–IG1
NO. 1
(ACC)
10A
ECU–ACC
(BAT)
25A
DOOR NO. 1
H16(A), H17(B)
Main Body ECU
ALTB
ACC
IG
BECU
GND1
GND2
31
29
32
30
11
3
B
2
5
2
1
B
(*14)
42
HQ1
18
2C
20
2A
6
2B
W–B
W–B
(LHD)
W–B
(RHD)
B
(*15)
B
(*14)
86
69
H119
Junction Connector
H118
Junction Connector
36
40
W–B
(LHD)
W–B
(RHD)
38
37
H117
Junction Connector
18
W–B
*14 : LHD Europe, RHD
*15 : LHD Except Europe
R(LHD)
W(LHD)
W(LHD)
P(LHD)
W(RHD)
V(RHD)
V
R(LHD)
W(LHD)
W(LHD)
P(LHD)
W(RHD)
V(RHD)
V
H2
H4

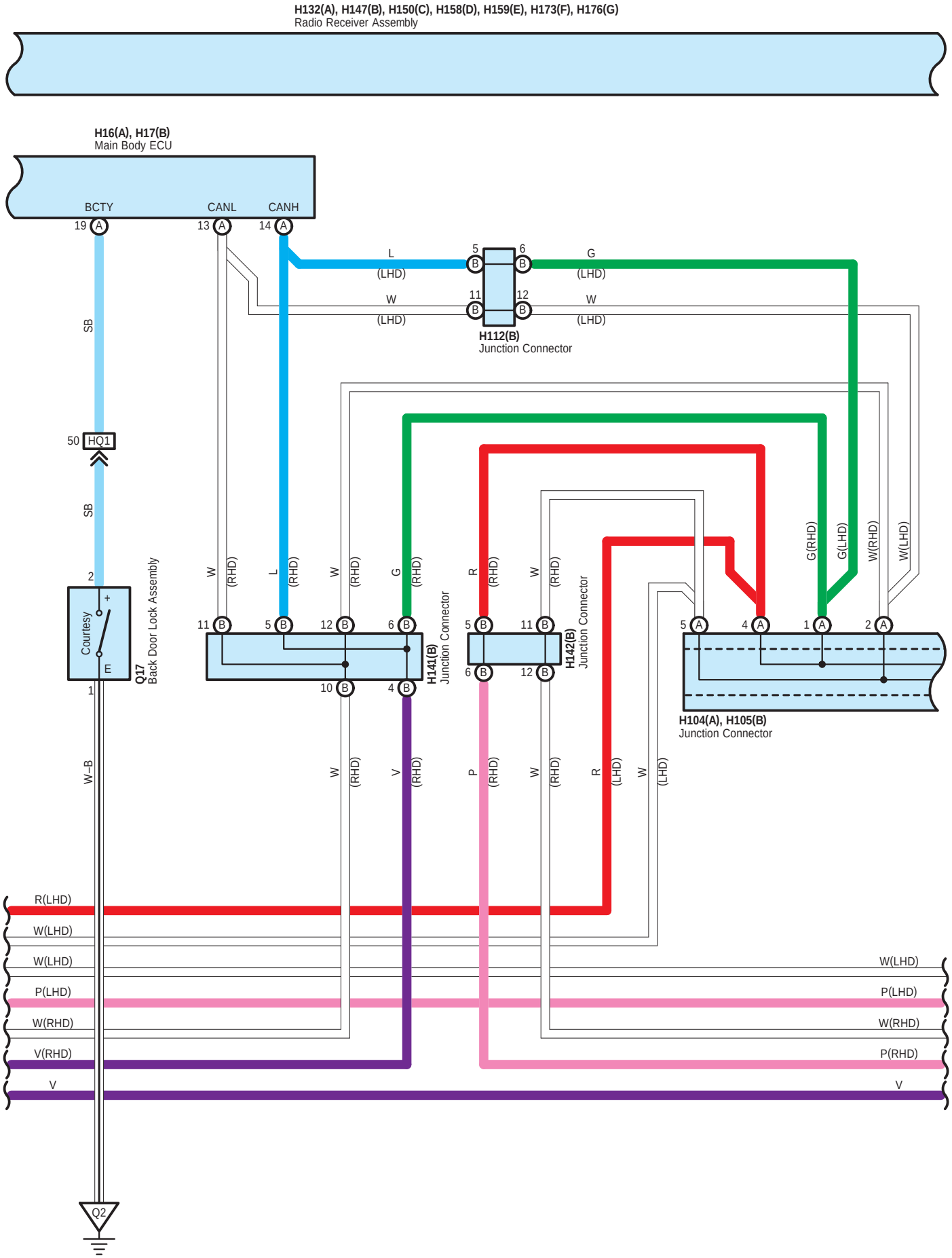
H132(A), H147(B), H150(C), H158(D), H159(E), H173(F), H176(G)
Radio Receiver Assembly
H16(A), H17(B)
Main Body ECU
BCTY
CANL
CANH
19 A
13 A
14 A
L
(LHD)
G
(LHD)
W
(LHD)
W
(LHD)
5 B
6 B
11 B
12 B
H112(B)
Junction Connector
SB
50 HQ1
SB
2
Courtesy
E
1
Q17
Back Door Lock Assembly
W (RHD)
L (RHD)
W (RHD)
G (RHD)
R (RHD)
W (RHD)
G(RHD)
G(LHD)
W(RHD)
W(LHD)
11 B
5 B
12 B
6 B
10 B
4 B
H141(B)
Junction Connector
5 B
11 B
6 B
12 B
H142(B)
Junction Connector
5 A
4 A
1 A
2 A
H104(A), H105(B)
Junction Connector
W–B
W (RHD)
V (RHD)
P (RHD)
W (RHD)
R (LHD)
W (LHD)
R(LHD)
W(LHD)
W(LHD)
P(LHD)
W(RHD)
V(RHD)
V
W(LHD)
P(LHD)
W(RHD)
P(RHD)
V
Q2

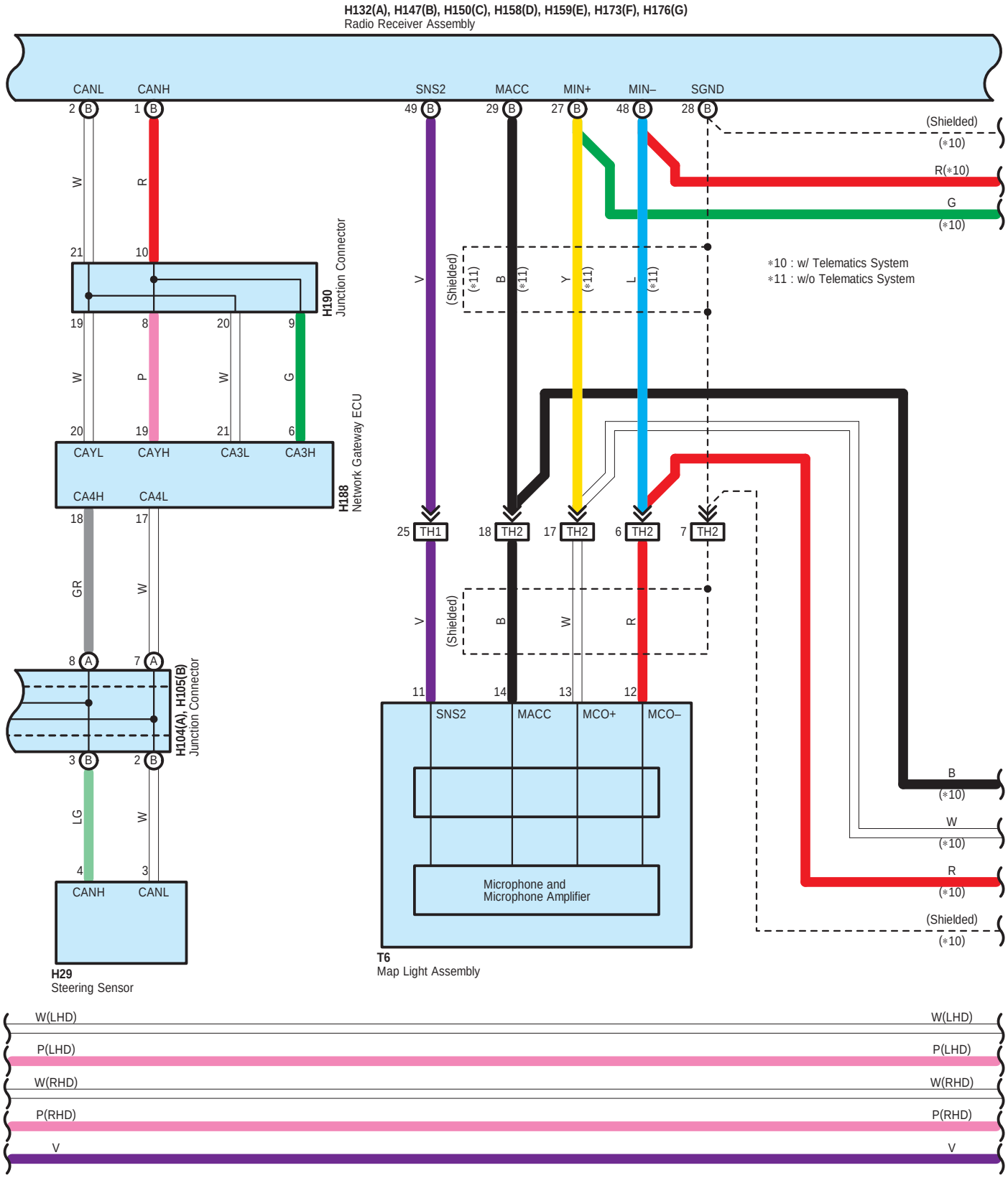
H132(A), H147(B), H150(C), H158(D), H159(E), H173(F), H176(G)
Radio Receiver Assembly
CANL
CANH
SNS2
MACC
MIN+
MIN–
SGND
(Shielded)
(*10)
R(*10)
G
(*10)
*10 : w/ Telematics System
*11 : w/o Telematics System
H190
Junction Connector
H188
Network Gateway ECU
CAYL
CAYH
CA3L
CA3H
CA4H
CA4L
TH1
TH2
H104(A), H105(B)
Junction Connector
SNS2
MACC
MCO+
MCO–
Microphone and
Microphone Amplifier
T6
Map Light Assembly
H29
Steering Sensor
CANH
CANL
B
(*10)
W
(*10)
R
(*10)
(Shielded)
(*10)
W(LHD)
P(LHD)
W(RHD)
P(RHD)
V

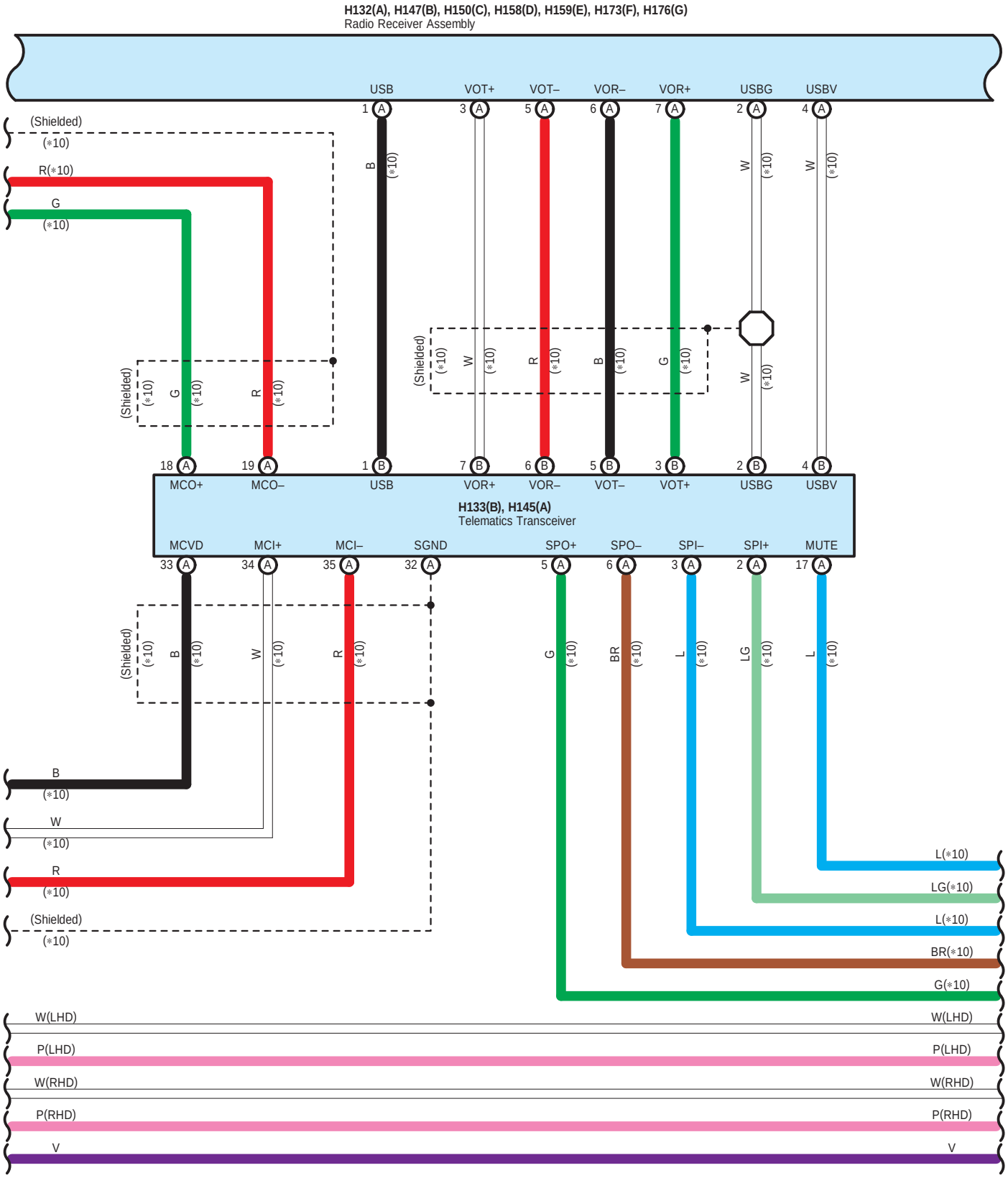
H132(A), H147(B), H150(C), H158(D), H159(E), H173(F), H176(G)
Radio Receiver Assembly
USB
VOT+
VOT–
VOR–
VOR+
USBG
USBV
(Shielded)
(∗10)
R(∗10)
G
(∗10)
B
W
R
H133(B), H145(A)
Telematics Transceiver
MCO+
MCO–
VOR+
VOR–
VOT–
VOT+
MCVD
MCI+
MCI–
SGND
SPO+
SPO–
SPI–
SPI+
MUTE
BR
L
LG
L(∗10)
LG(∗10)
BR(∗10)
G(∗10)
W(LHD)
P(LHD)
W(RHD)
P(RHD)
V

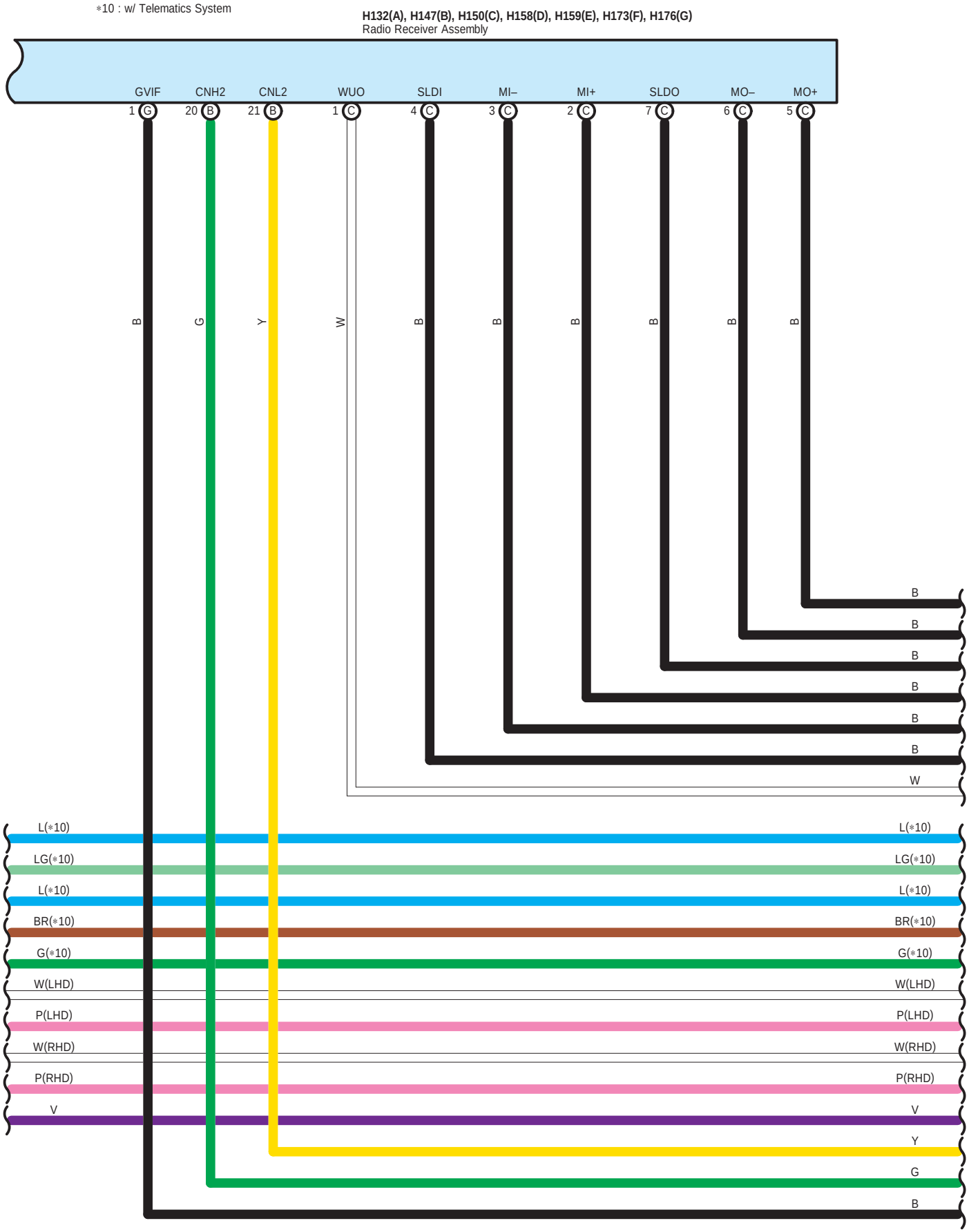
∗10 : w/ Telematics System
H132(A), H147(B), H150(C), H158(D), H159(E), H173(F), H176(G)
Radio Receiver Assembly
GVIF
CNH2
CNL2
WUO
SLDI
MI–
MI+
SLDO
MO–
MO+
1 G
20 B
21 B
1 C
4 C
3 C
2 C
7 C
6 C
5 C
B
G
Y
W
B
B
B
B
B
B
B
B
B
B
B
W
L(∗10)
LG(∗10)
L(∗10)
BR(∗10)
G(∗10)
W(LHD)
P(LHD)
W(RHD)
P(RHD)
V
L(∗10)
LG(∗10)
L(∗10)
BR(∗10)
G(∗10)
W(LHD)
P(LHD)
W(RHD)
P(RHD)
V
Y
G
B

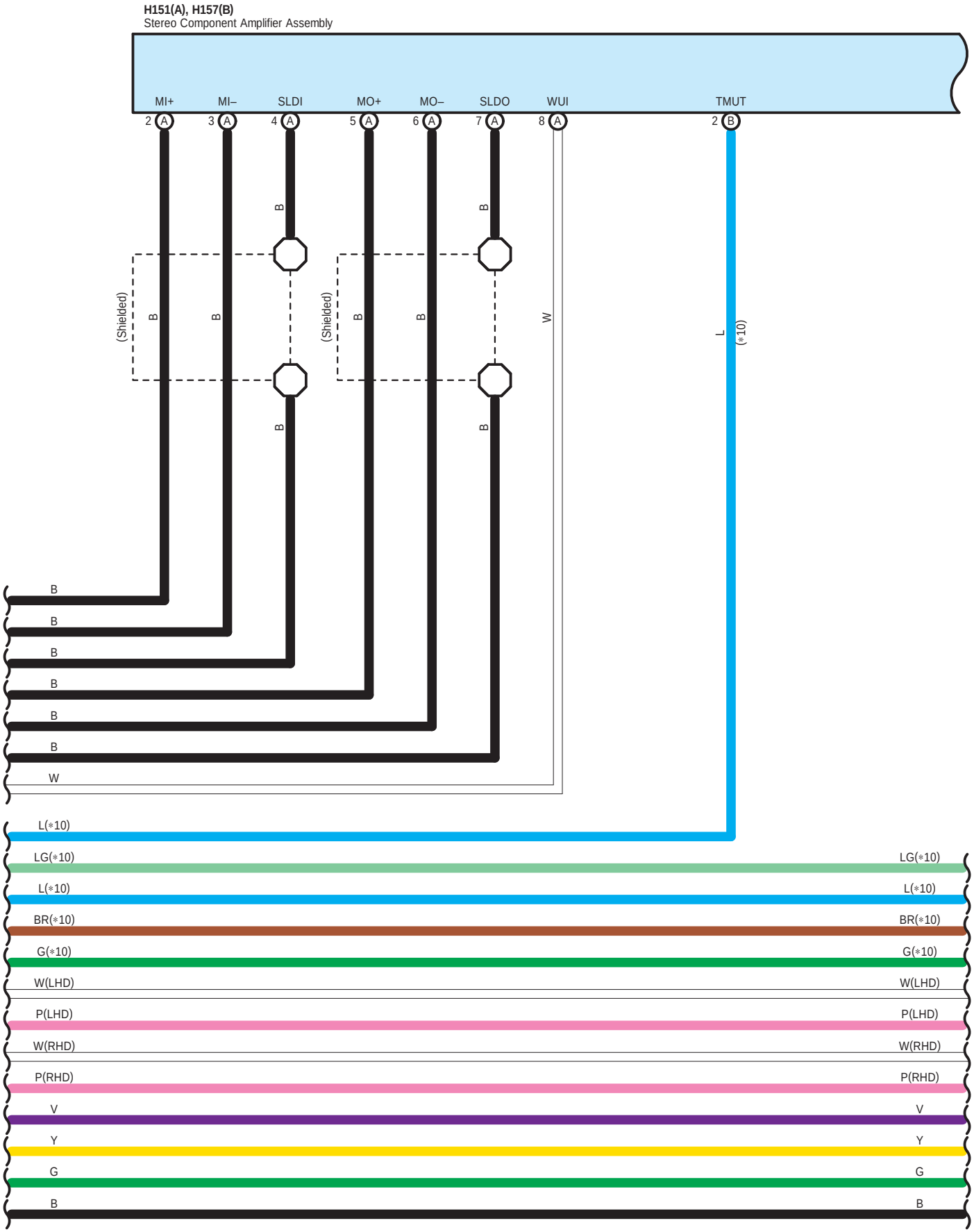
H151(A), H157(B)
Stereo Component Amplifier Assembly
MI+
MI–
SLDI
MO+
MO–
SLDO
WUI
TMUT
2 A
3 A
4 A
5 A
6 A
7 A
8 A
2 B
(Shielded)
(Shielded)
B
W
L
(*10)
B
B
B
B
B
B
W
L(*10)
LG(*10)
L(*10)
BR(*10)
G(*10)
W(LHD)
P(LHD)
W(RHD)
P(RHD)
V
Y
G
B

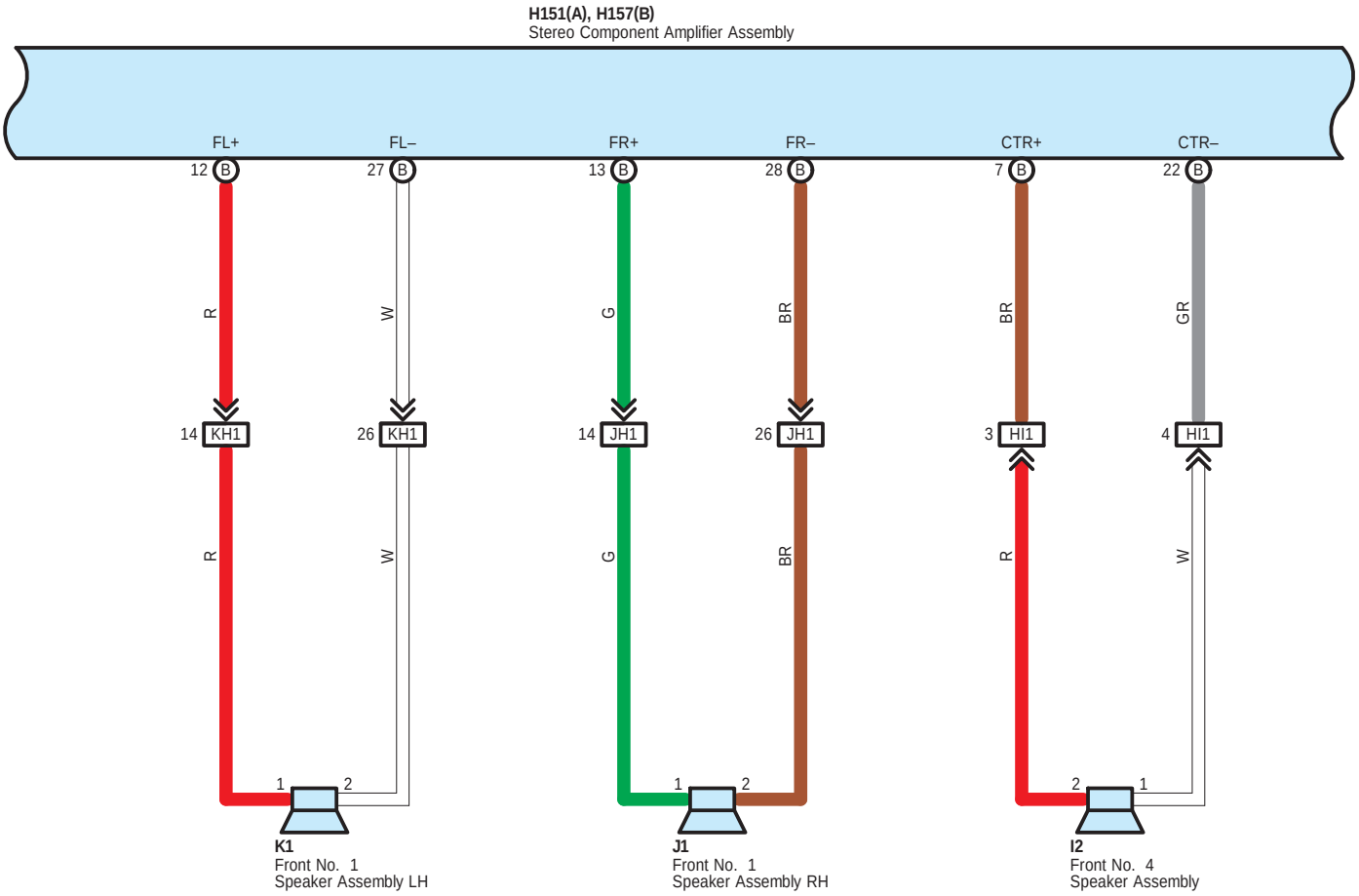


∗10 : w/ Telematics System

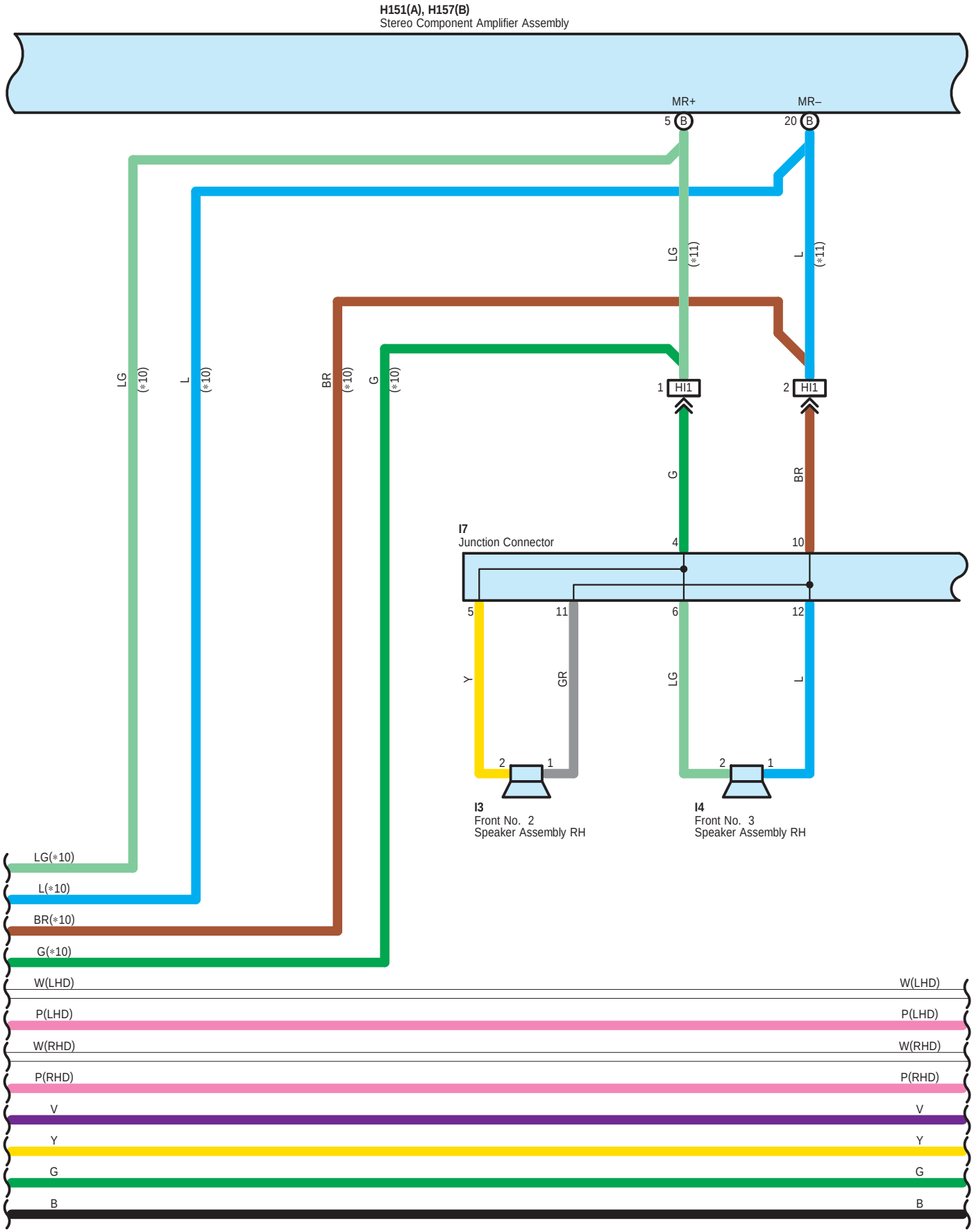
H151(A), H157(B)
Stereo Component Amplifier Assembly
MR+
MR–
5 B
20 B
LG
(*11)
L
(*11)
LG
(*10)
L
(*10)
BR
(*10)
G
(*10)
1 HI1
2 HI1
G
BR
I7
Junction Connector
4
10
5
11
6
12
Y
GR
LG
L
2
1
2
1
I3
Front No. 2
Speaker Assembly RH
I4
Front No. 3
Speaker Assembly RH
LG(*10)
L(*10)
BR(*10)
G(*10)
W(LHD)
P(LHD)
W(RHD)
P(RHD)
V
Y
G
B

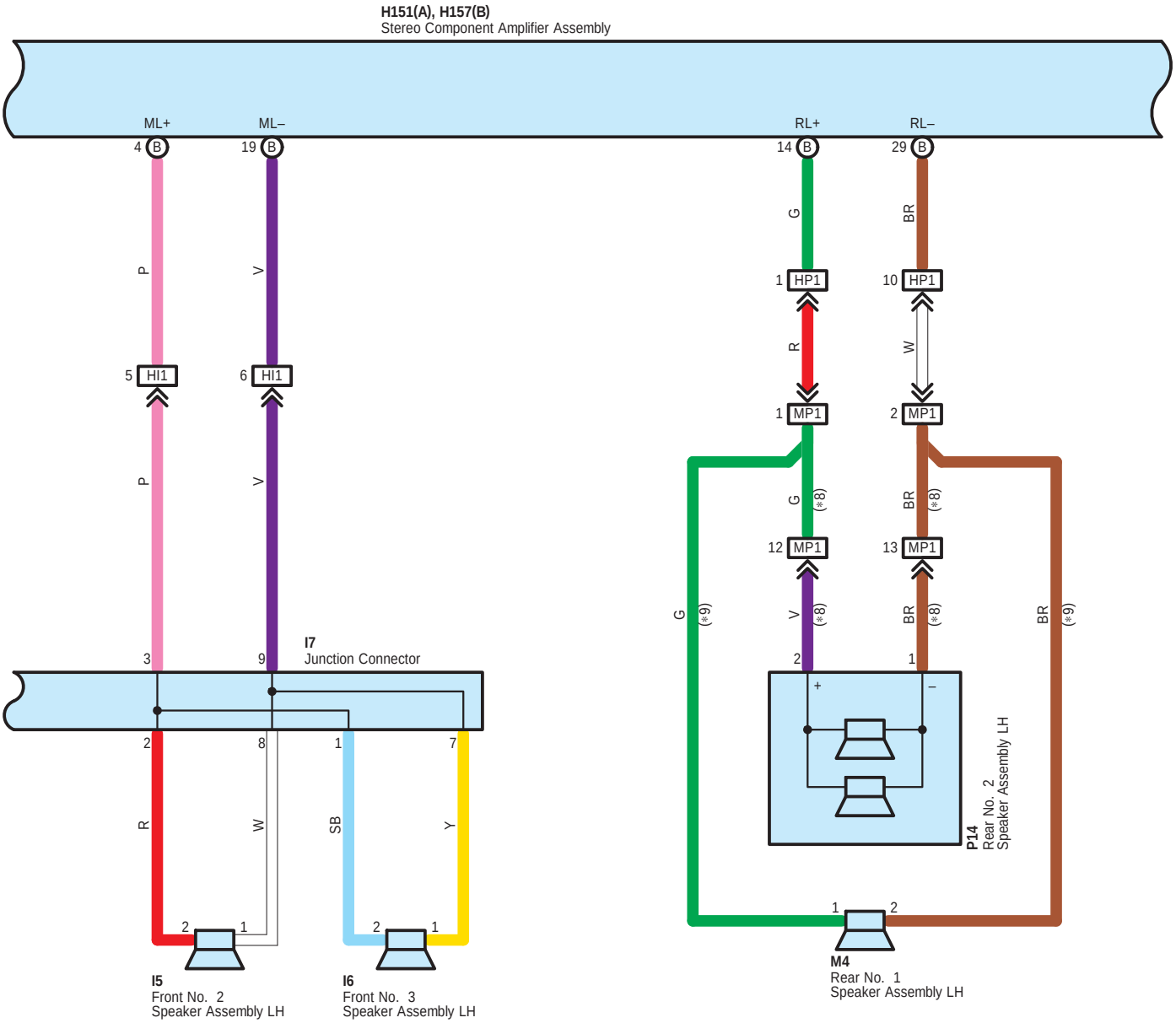


∗ 8 : 13 Speaker
∗ 9 : 10 Speaker
∗10 : w/ Telematics System
∗11 : w/o Telematics System



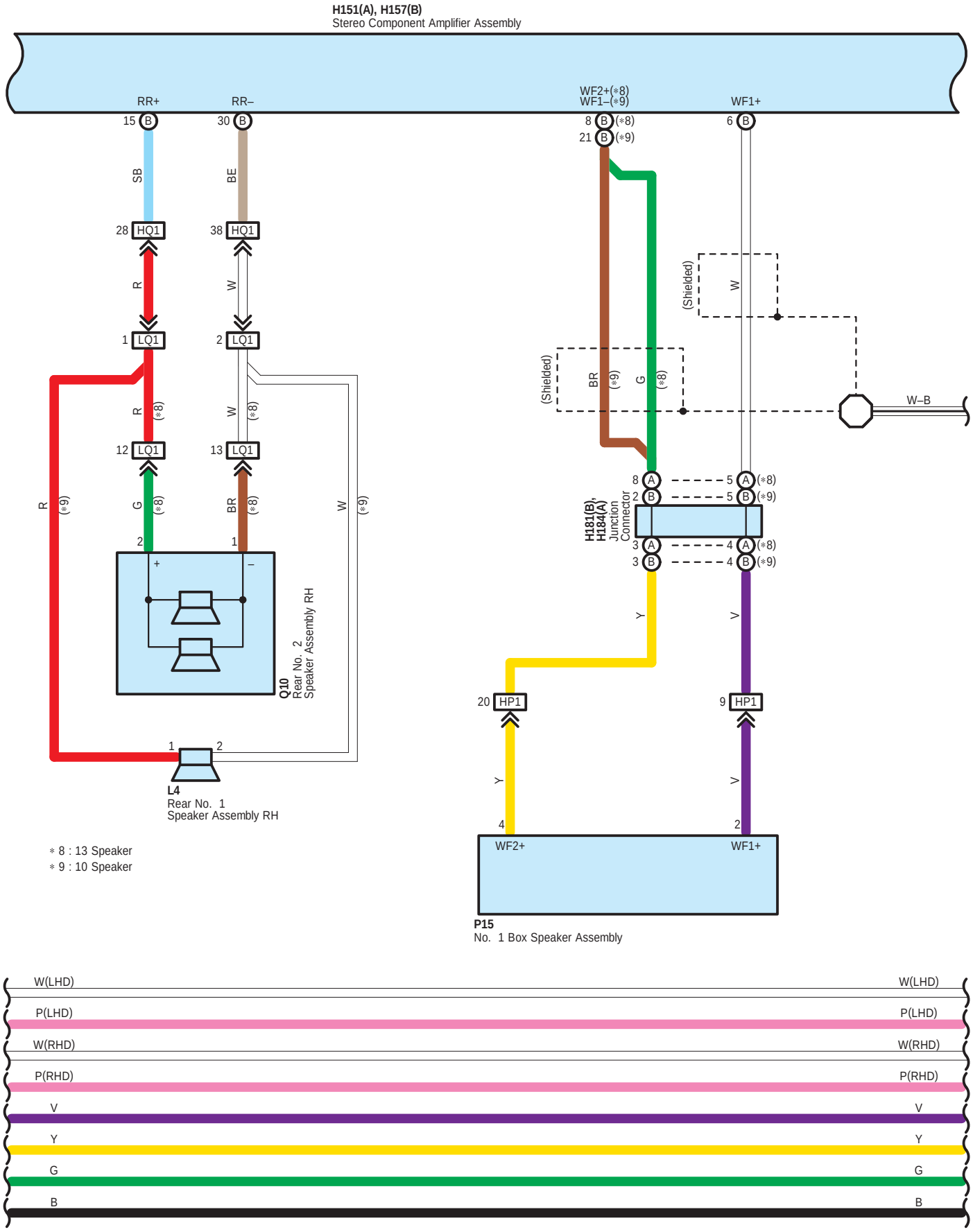
H151(A), H157(B)
Stereo Component Amplifier Assembly
RR+
RR–
WF2+(*8)
WF1–(*9)
WF1+
15 B
30 B
8 B (*8)
21 B (*9)
6 B
SB
BE
28 HQ1
38 HQ1
R
W
1 LQ1
2 LQ1
(Shielded)
W
(Shielded)
BR
(*9)
G
(*8)
W–B
R
(*8)
W
(*8)
12 LQ1
13 LQ1
R
(*9)
G
(*8)
BR
(*8)
W
(*9)
8 A
2 B
5 A (*8)
5 B (*9)
H181(B),
H184(A)
Junction
Connector
3 A
3 B
4 A (*8)
4 B (*9)
2
1
+
–
Q10
Rear No. 2
Speaker Assembly RH
Y
V
20 HP1
9 HP1
1
2
L4
Rear No. 1
Speaker Assembly RH
Y
V
4
2
WF2+
WF1+
P15
No. 1 Box Speaker Assembly
* 8 : 13 Speaker
* 9 : 10 Speaker
W(LHD)
P(LHD)
W(RHD)
P(RHD)
V
Y
G
B

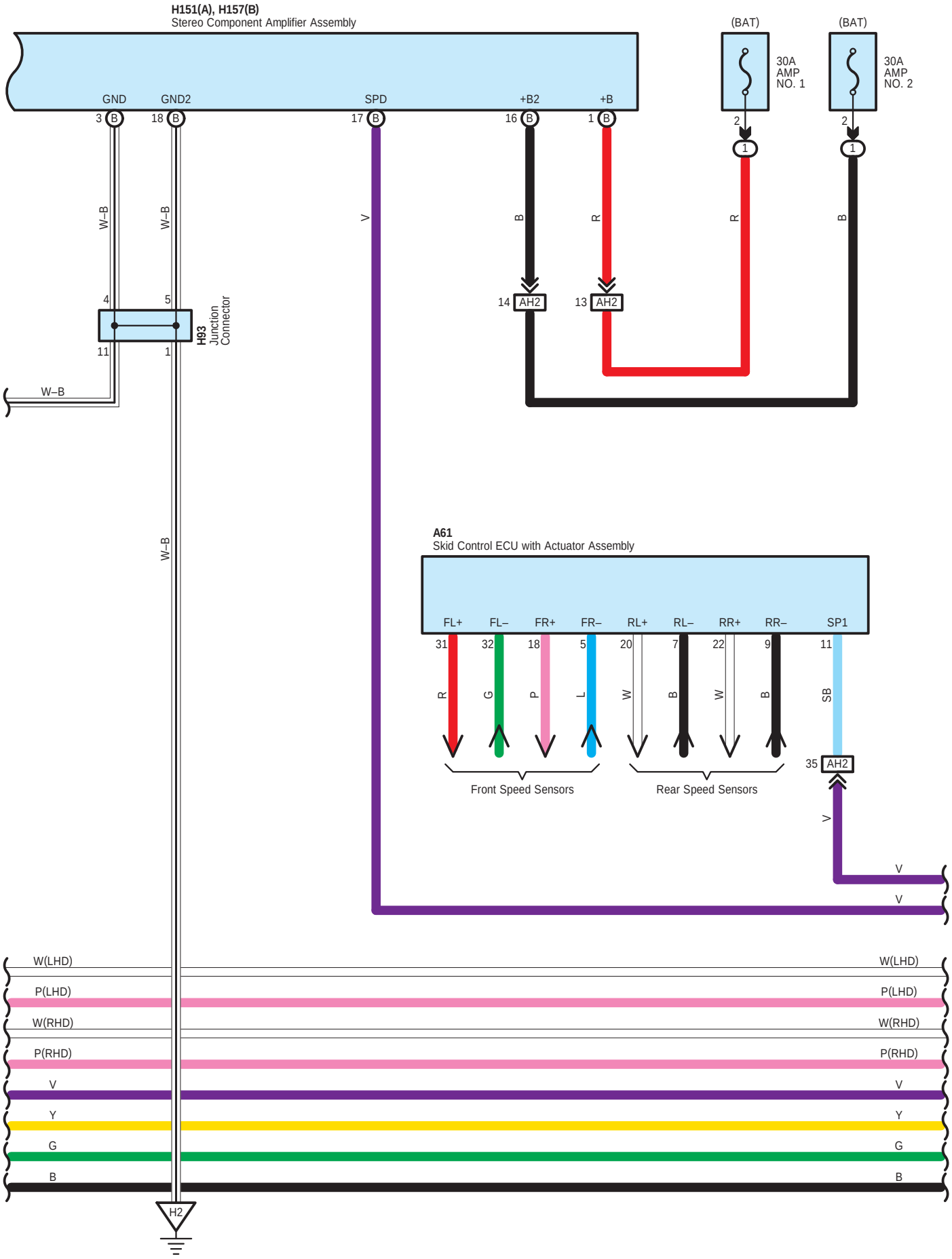
H151(A), H157(B)
Stereo Component Amplifier Assembly
GND
GND2
SPD
+B2
+B
3 B
18 B
17 B
16 B
1 B
(BAT)
30A
AMP
NO. 1
(BAT)
30A
AMP
NO. 2
2
1
2
1
W–B
W–B
V
B
R
R
B
4
5
11
1
H93
Junction
Connector
14 AH2
13 AH2
W–B
W–B
A61
Skid Control ECU with Actuator Assembly
FL+
FL–
FR+
FR–
RL+
RL–
RR+
RR–
SP1
31
32
18
5
20
7
22
9
11
R
G
P
L
W
B
W
B
SB
35 AH2
Front Speed Sensors
Rear Speed Sensors
V
V
V
W(LHD)
P(LHD)
W(RHD)
P(RHD)
V
Y
G
B
W(LHD)
P(LHD)
W(RHD)
P(RHD)
V
Y
G
B
H2

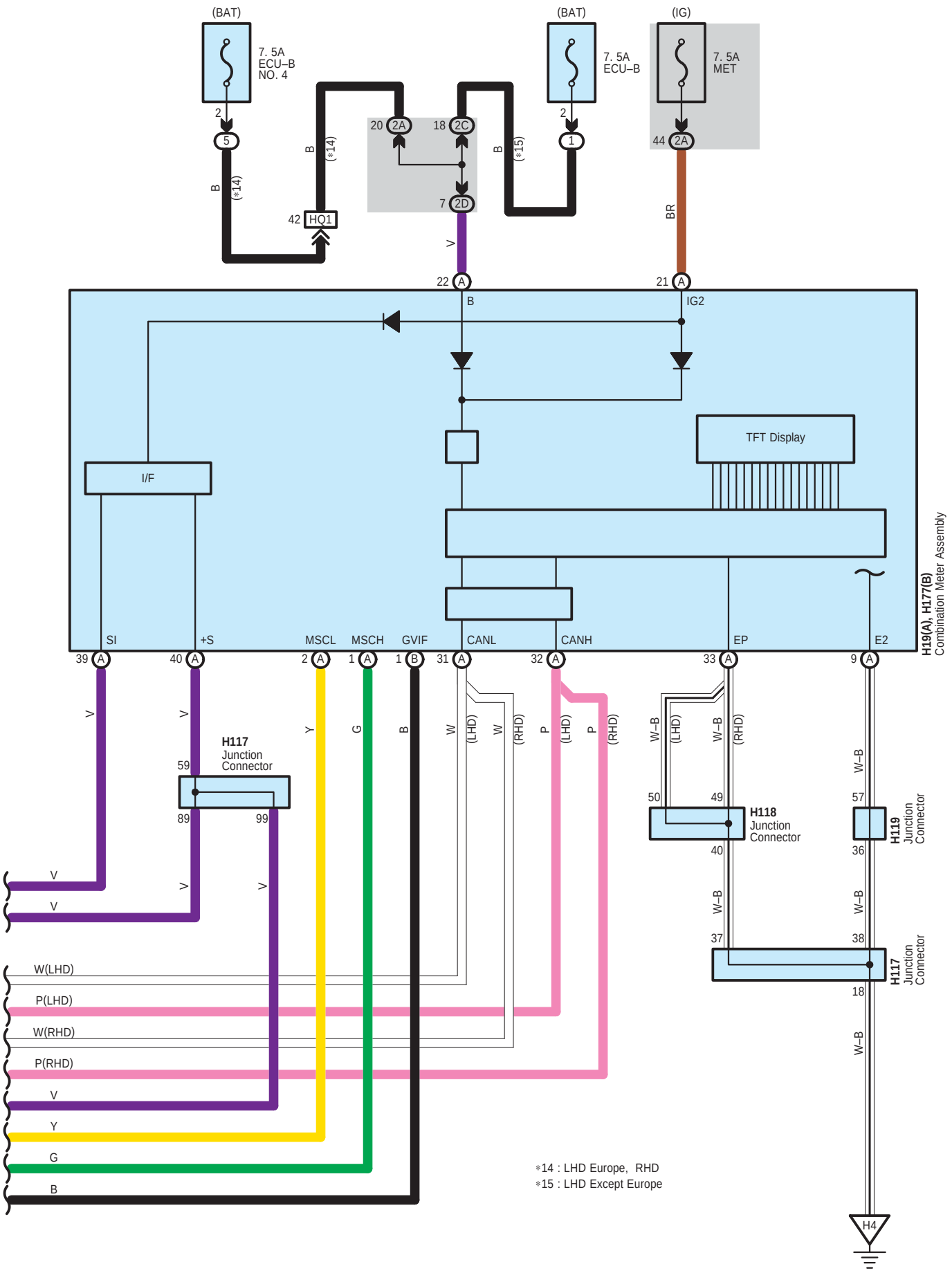
(BAT)
7. 5A
ECU–B
NO. 4
(BAT)
7. 5A
ECU–B
(IG)
7. 5A
MET
HQ1
2A
2C
2D
2A
2A
BR
V
B
IG2
TFT Display
I/F
SI
+S
MSCL
MSCH
GVIF
CANL
CANH
EP
E2
H19(A), H177(B)
Combination Meter Assembly
H117
Junction
Connector
H118
Junction
Connector
H119
Junction
Connector
H117
Junction
Connector
W(LHD)
P(LHD)
W(RHD)
P(RHD)
V
Y
G
B
W–B
H4
*14 : LHD Europe, RHD
*15 : LHD Except Europe

A 24
White

A 61
Gray

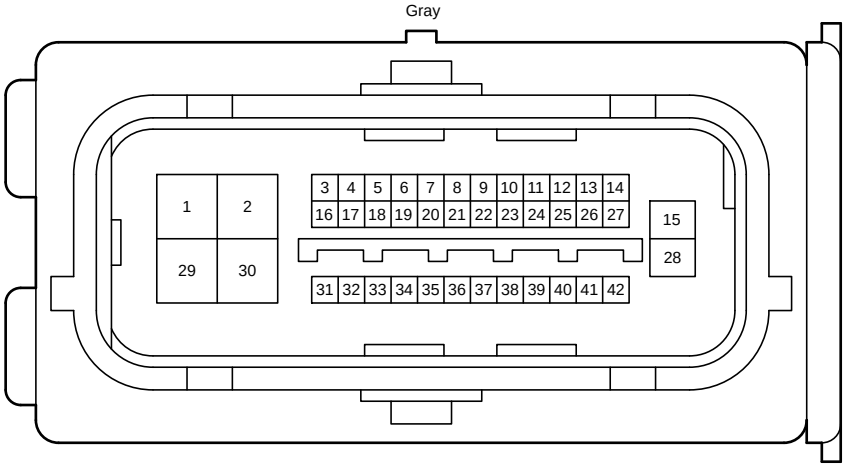


A 78
Black

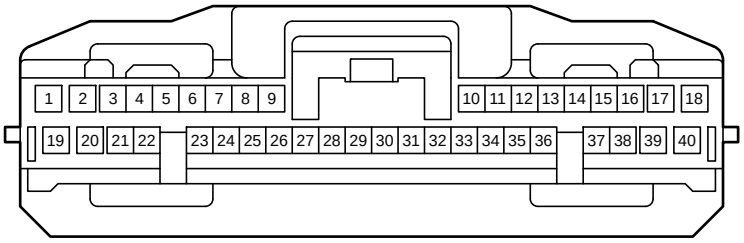


H 3
Gray

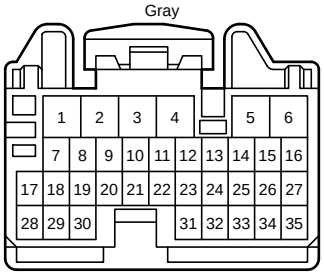


H 4
Gray

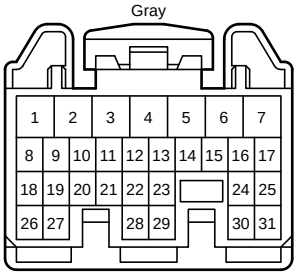


H 16
Black

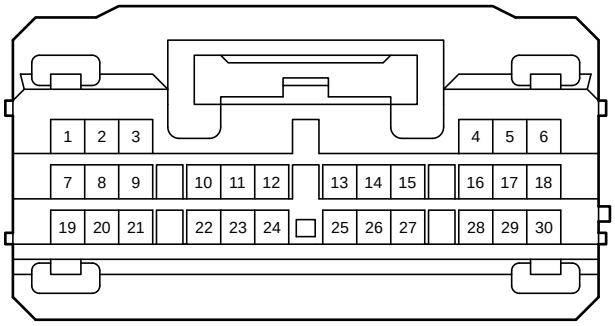


H 17
White

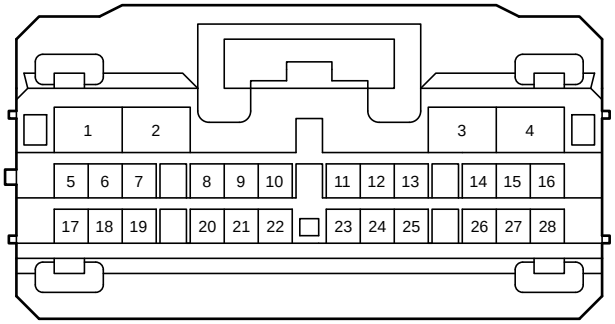


H 19
White

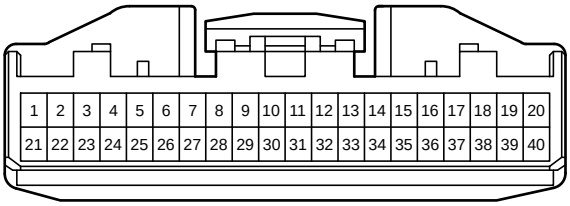

H 29
White

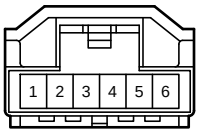


H 30
Black

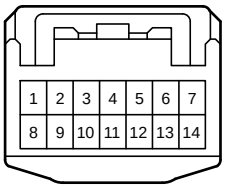


H 76
White

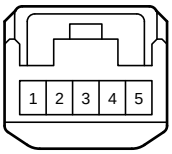


H 77
Black




H 80
Black




H 93
White

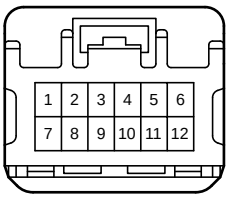


H104
White

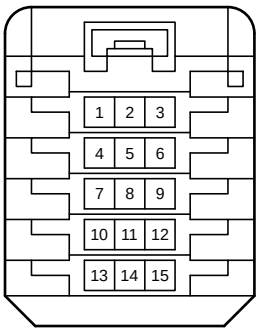


H105
White

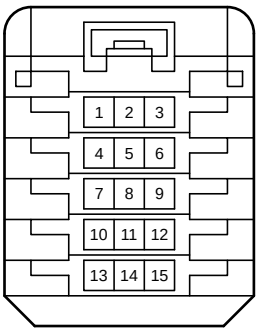


H112
Blue

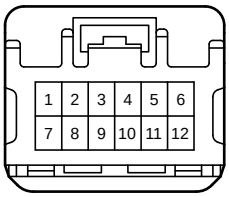


H113
Gray

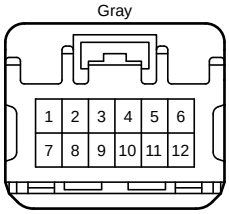


H117
White

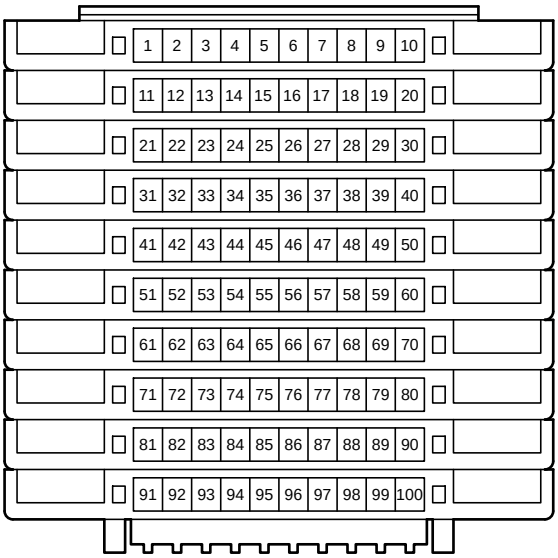

H118
White

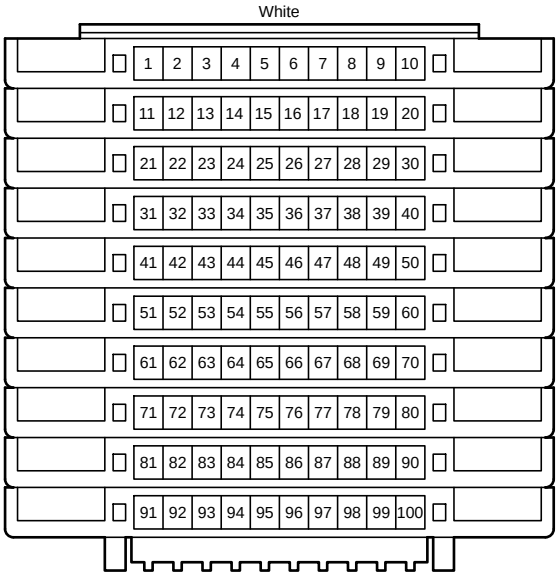


H119
White

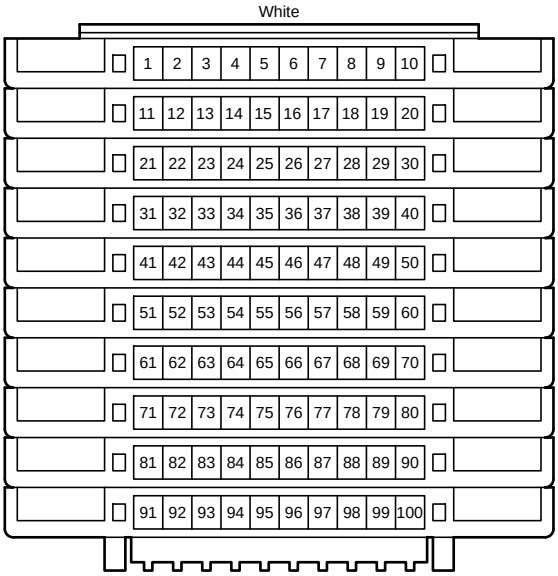


H132
White

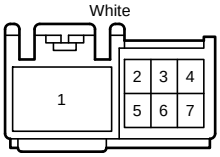


H133
White

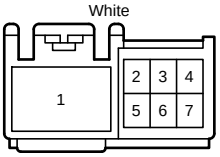


H141
Gray

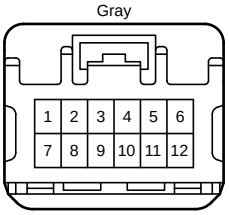


H142
Blue

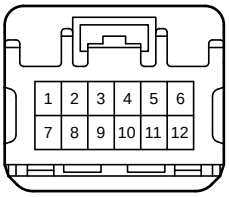


H145
White

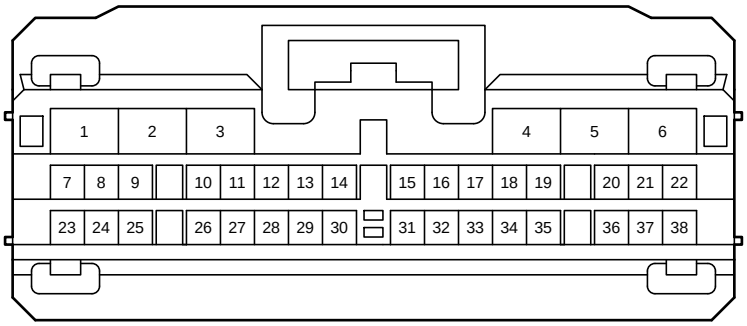


H147
White

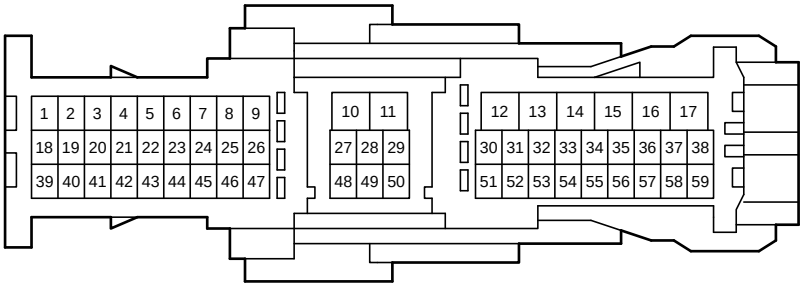


H148
White




H150
White

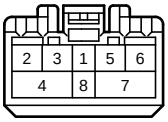

H151
White

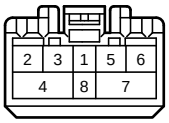


H157
White

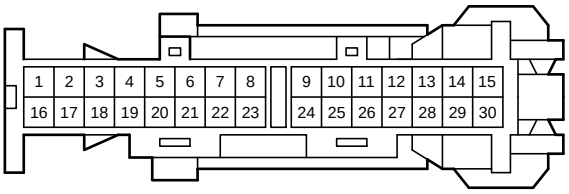


H158
White




H159
White

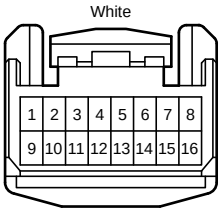


H160
Black

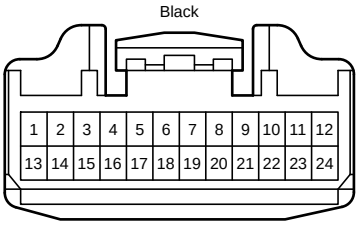


H167
White

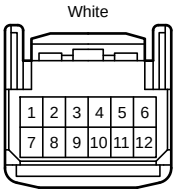


H173
Gray

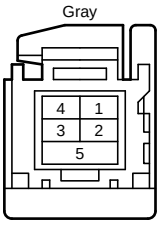


H174
Gray

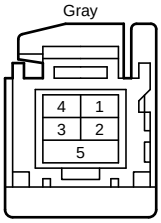


H176
Green

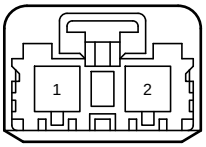


H177
Blue

H181
White

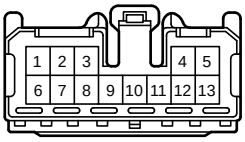


H184
White

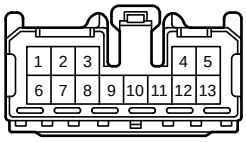


H188
Black

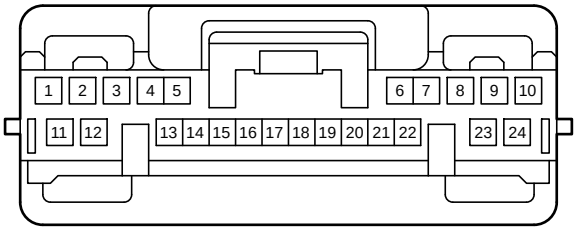


H190
Blue

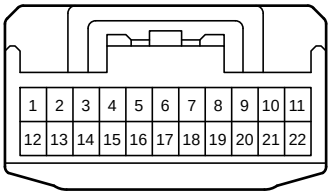


H191
White

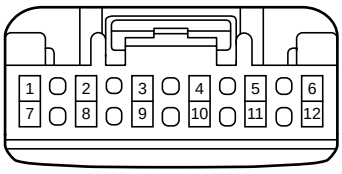


H192
Blue




I 2
White

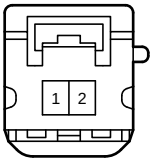


I 3
White

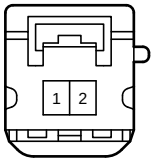


I 4
White

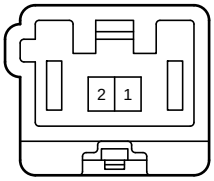


I 5
White

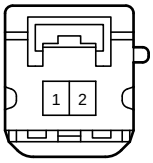


I 6
White

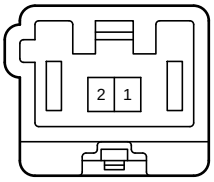


I 7
Gray

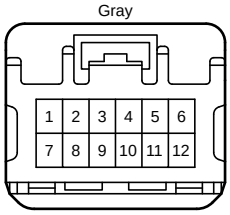


J 1
White

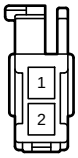


K 1
White

L 4
White

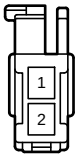

M 4
White

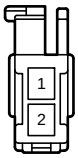


P 14
White

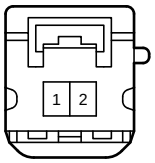


P 15
Black

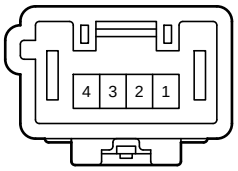


Q 10
White

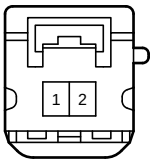


Q 17
White

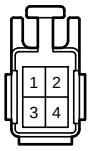


T 6
White

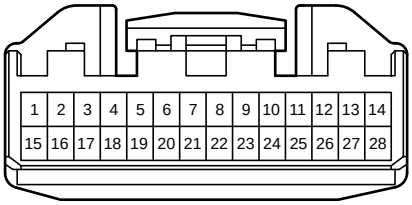


V 14
Gray

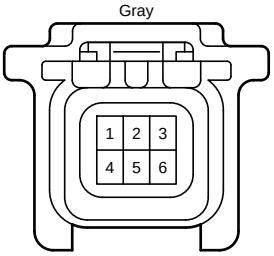


z 4
Black

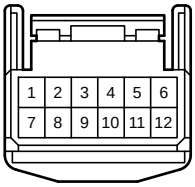


2A
White

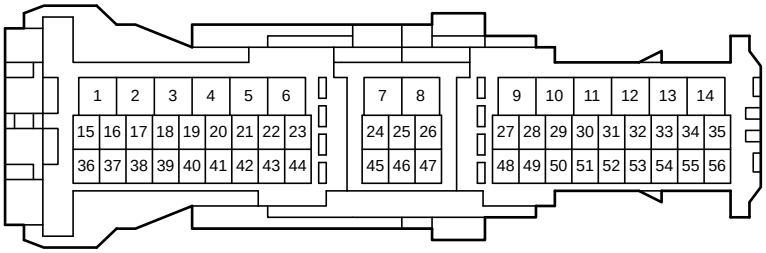


2B
White

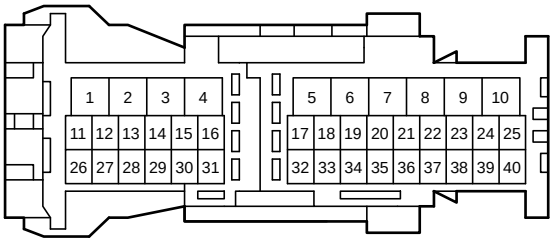


2C
White

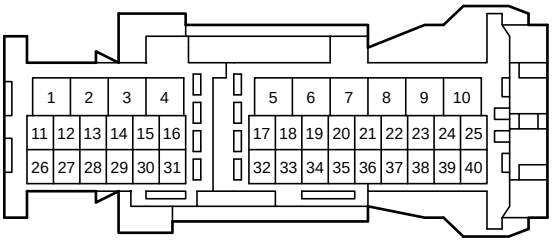


2D
White

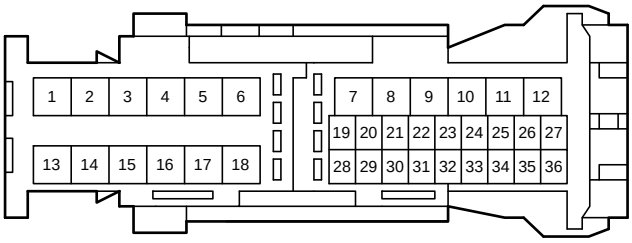

AH2
White

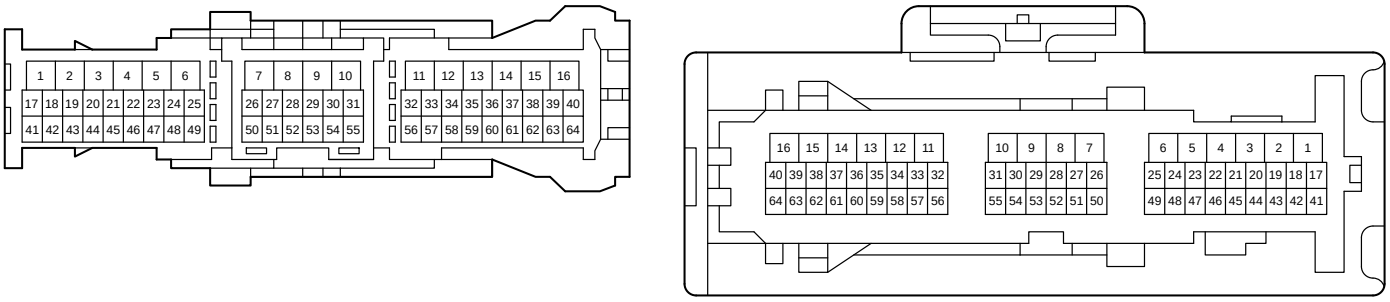


AH5
Black

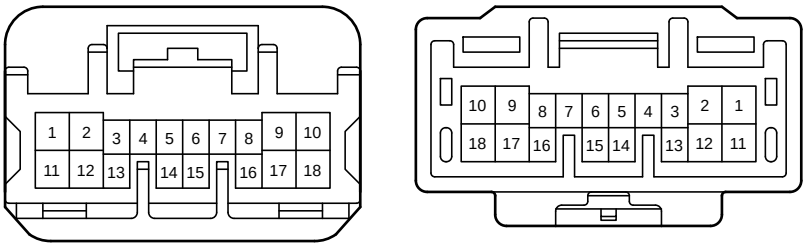


HI1
White

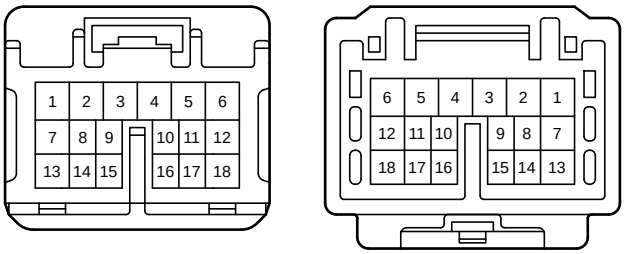

HP1
White

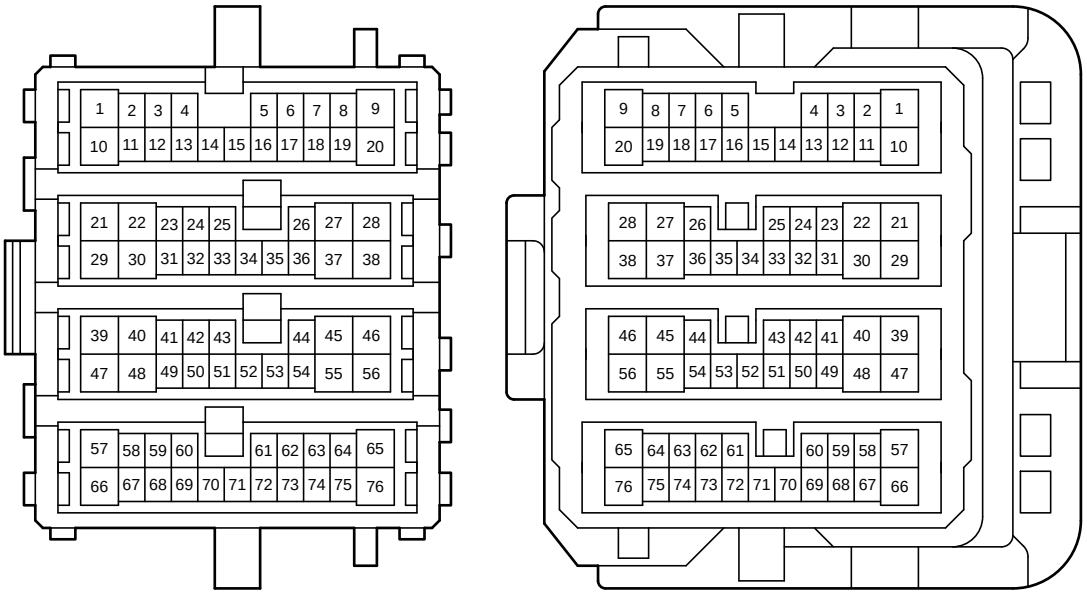


HQ1
White

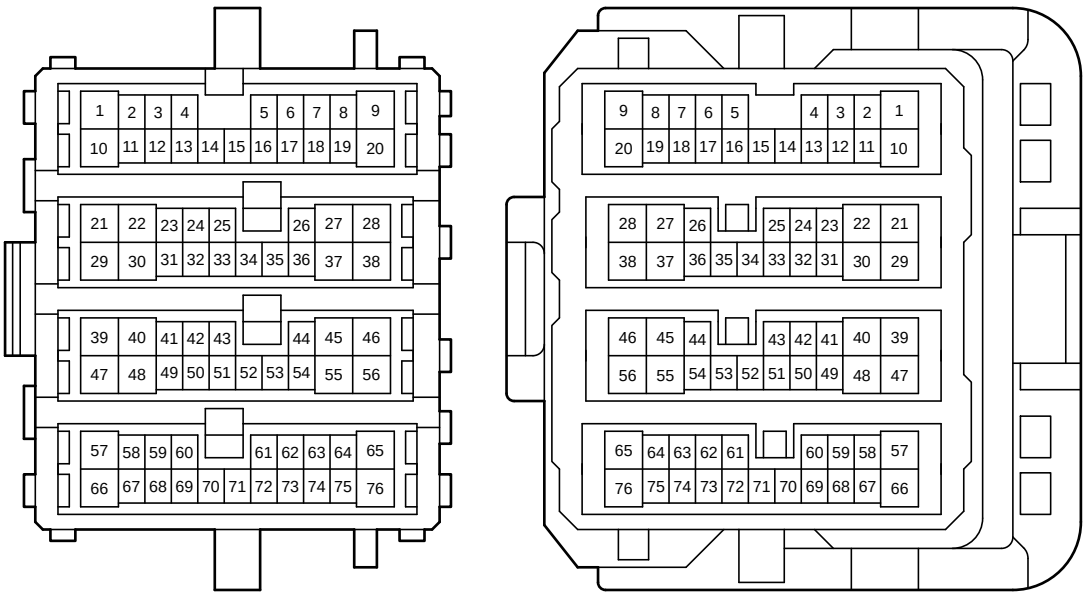

JH1
White

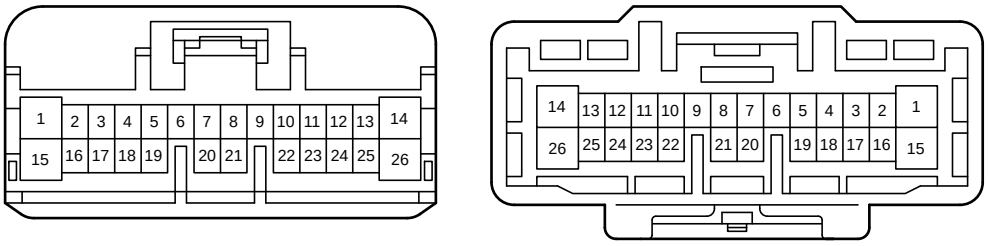


KH1
White

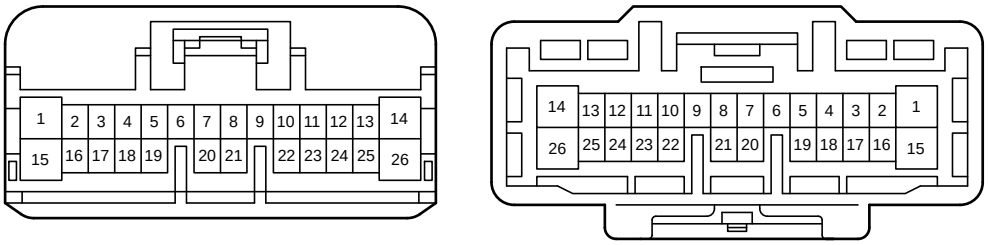


LQ1
White

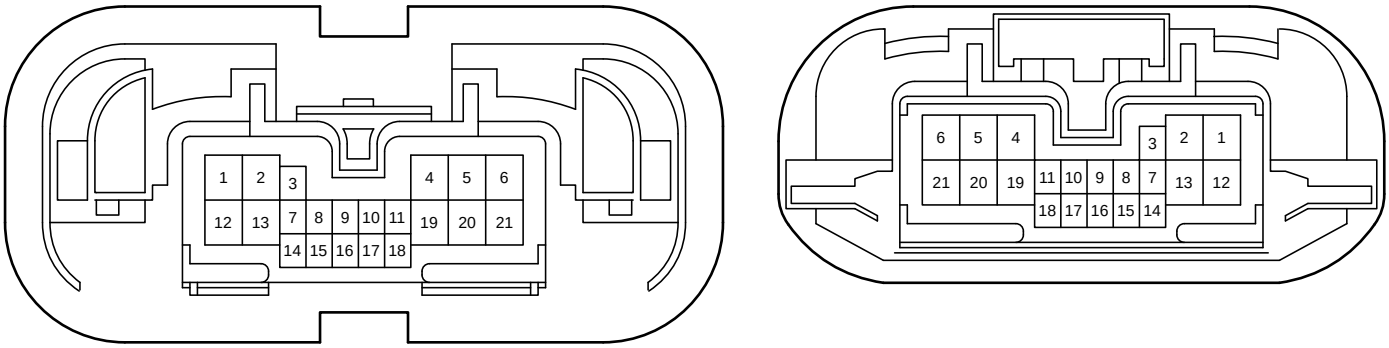

MP1
White

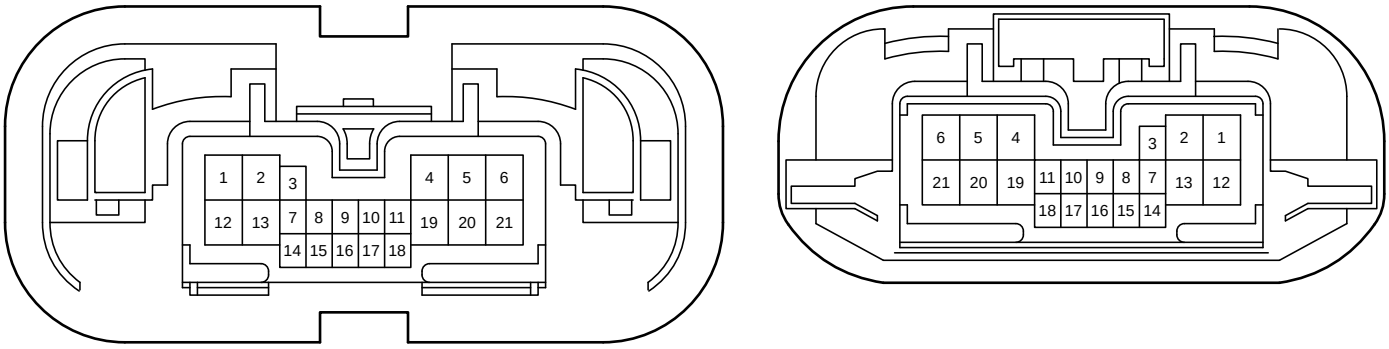


TH1
White

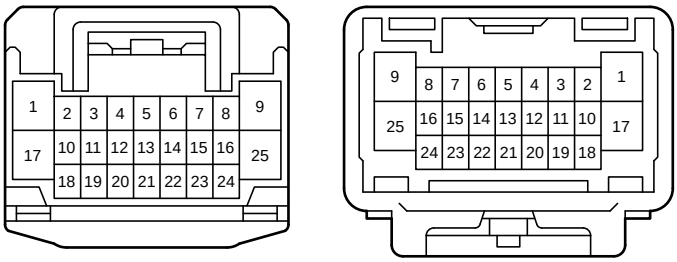


TH2
Black

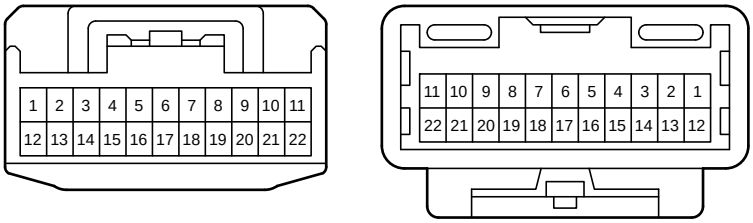

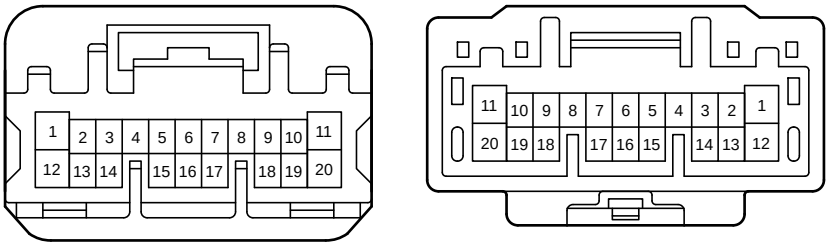
VP1
White