Combination Meter <From Aug. 2017 Production>

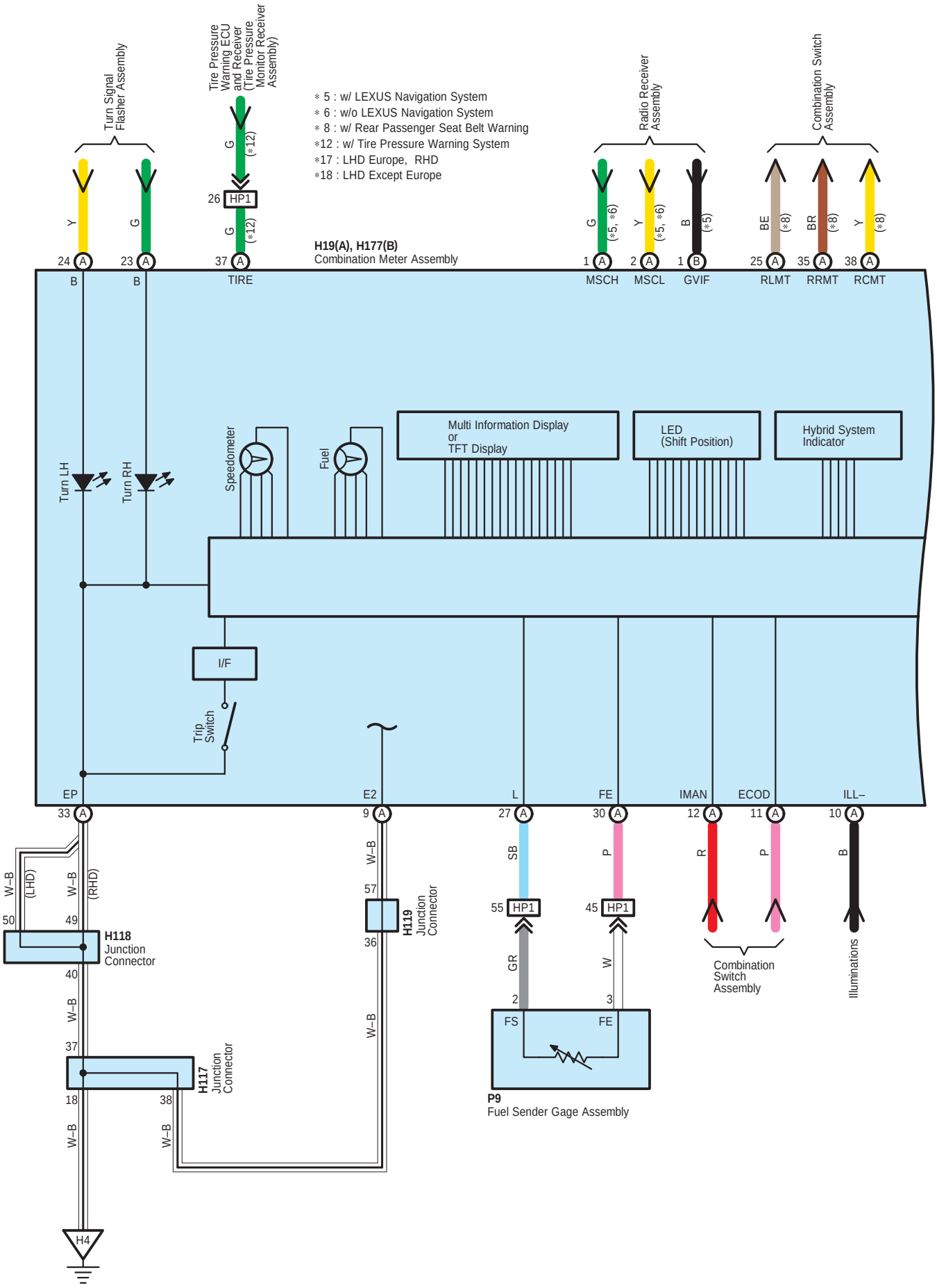

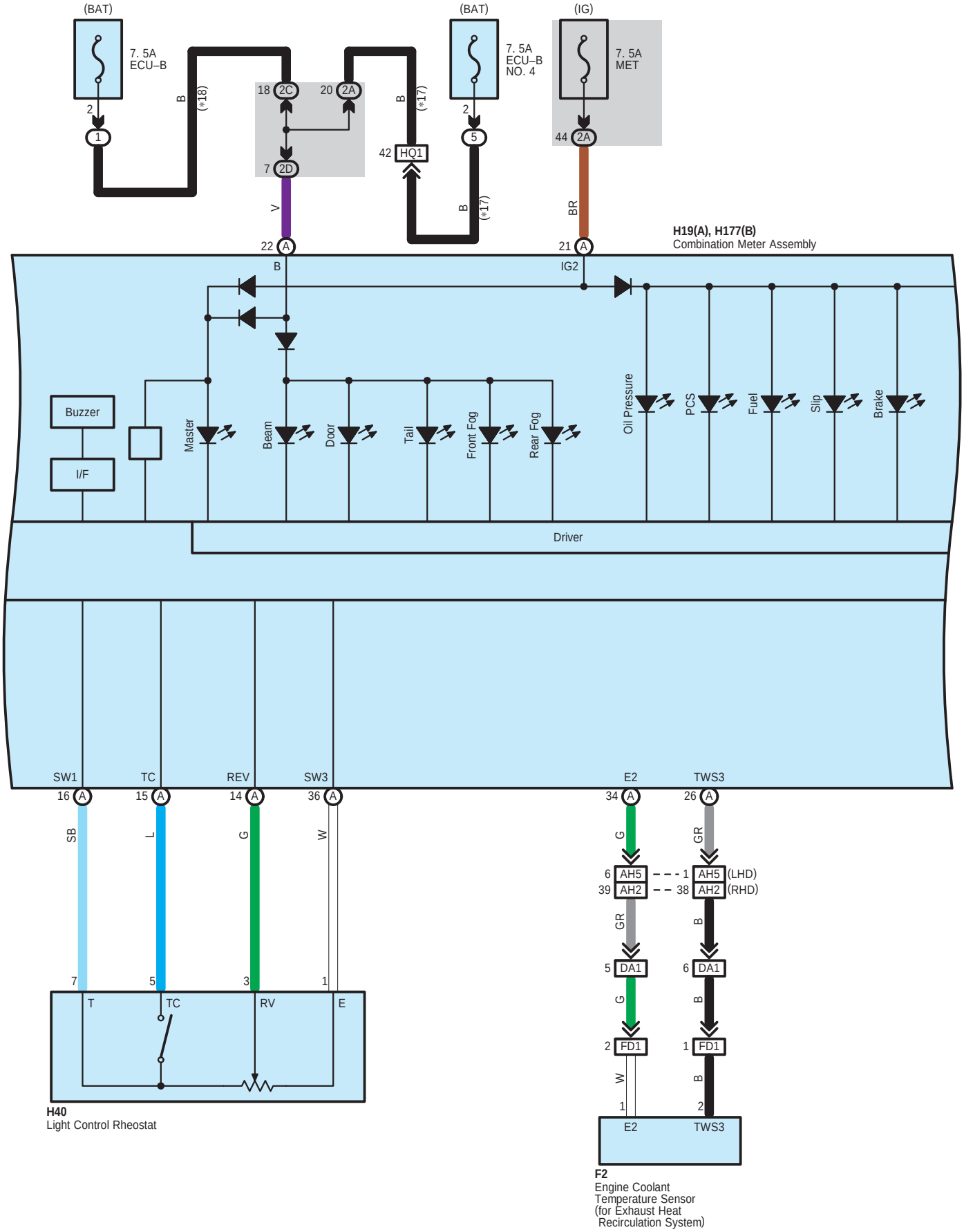
(BAT)
7. 5A
ECU–B
2
1
B
(*18)
18 2C
20 2A
7 2D
V
22 A
B
42 HQ1
B
(*17)
(BAT)
7. 5A
ECU–B
NO. 4
2
5
B
(*17)
(IG)
7. 5A
MET
44 2A
BR
21 A
IG2
H19(A), H177(B)
Combination Meter Assembly
Buzzer
I/F
Master
Beam
Door
Tail
Front Fog
Rear Fog
Oil Pressure
PCS
Fuel
Slip
Brake
Driver
SW1
TC
REV
SW3
16 A
15 A
14 A
36 A
SB
L
G
W
7
5
3
1
T
TC
RV
E
H40
Light Control Rheostat
E2
TWS3
34 A
26 A
G
GR
6 AH5
39 AH2
1 AH5 (LHD)
38 AH2 (RHD)
GR
B
5 DA1
6 DA1
G
B
2 FD1
1 FD1
W
B
1
2
E2
TWS3
F2
Engine Coolant
Temperature Sensor
(for Exhaust Heat
Recirculation System)

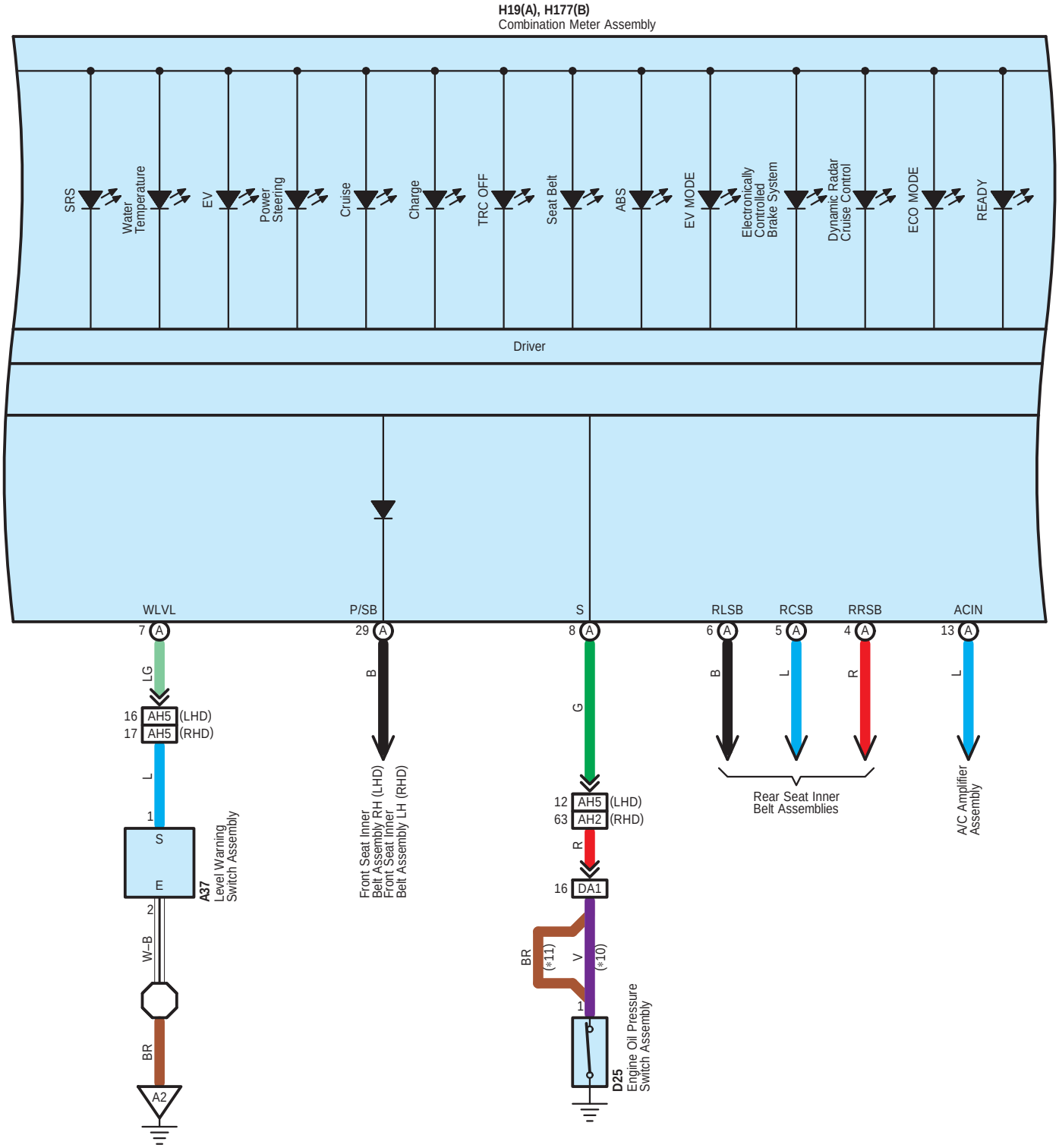
H19(A), H177(B)
Combination Meter Assembly
SRS
Water Temperature
EV
Power Steering
Cruise
Charge
TRC OFF
Seat Belt
ABS
EV MODE
Electronically Controlled Brake System
Dynamic Radar Cruise Control
ECO MODE
READY
Driver
WLVL
P/SB
S
RLSB
RCSB
RRSB
ACIN
7 A
29 A
8 A
6 A
5 A
4 A
13 A
LG
B
G
B
L
R
L
16 AH5 (LHD)
17 AH5 (RHD)
L
1
S
E
A37
Level Warning Switch Assembly
2
W–B
BR
A2
Front Seat Inner Belt Assembly RH (LHD)
Front Seat Inner Belt Assembly LH (RHD)
12 AH5 (LHD)
63 AH2 (RHD)
R
16 DA1
BR
(*11)
V
(*10)
1
D25
Engine Oil Pressure Switch Assembly
Rear Seat Inner Belt Assemblies
A/C Amplifier Assembly

*10 : 2ZR–FXE
*11 : 5ZR–FXE
*13 : w/ TFT Display

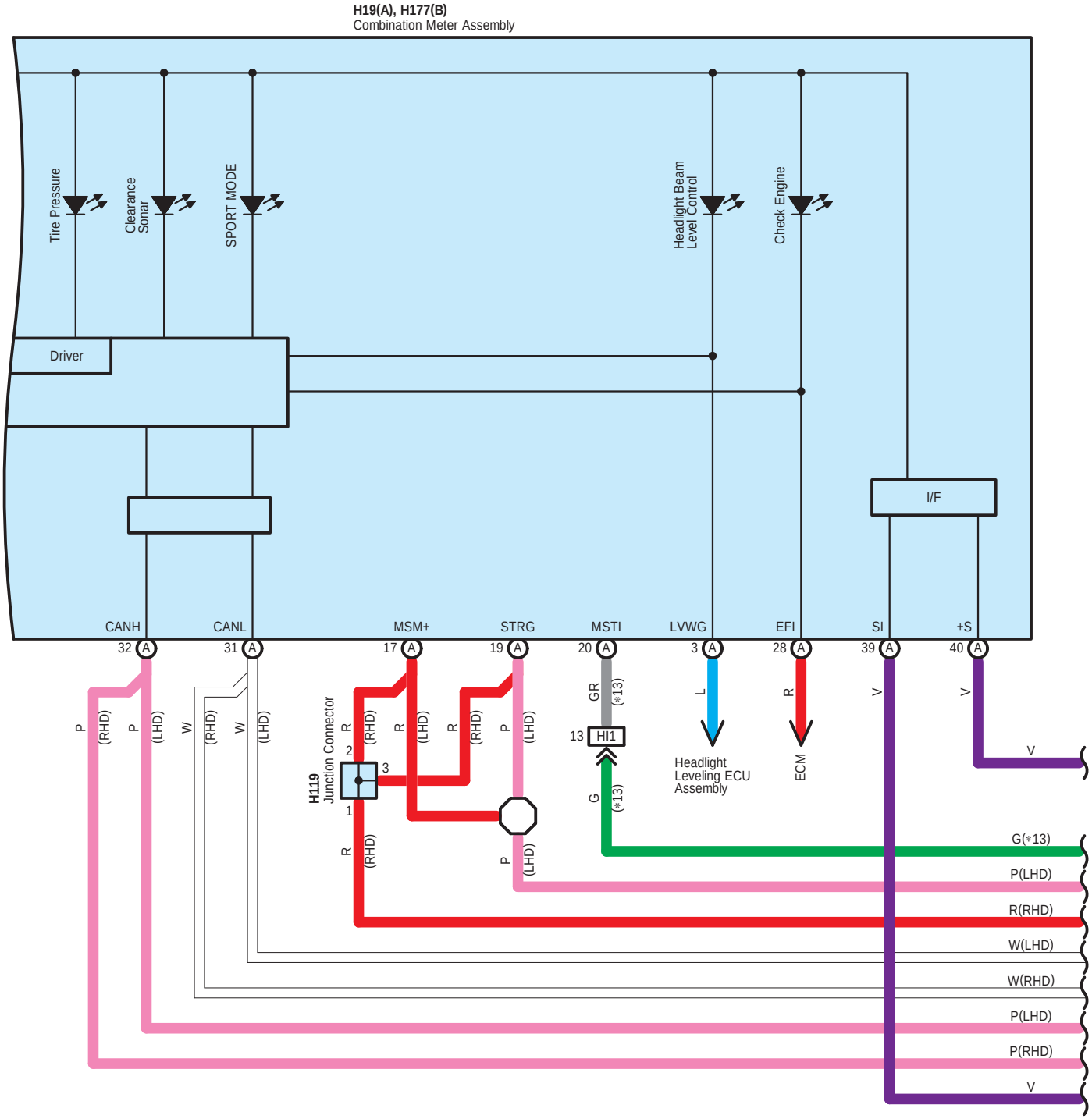

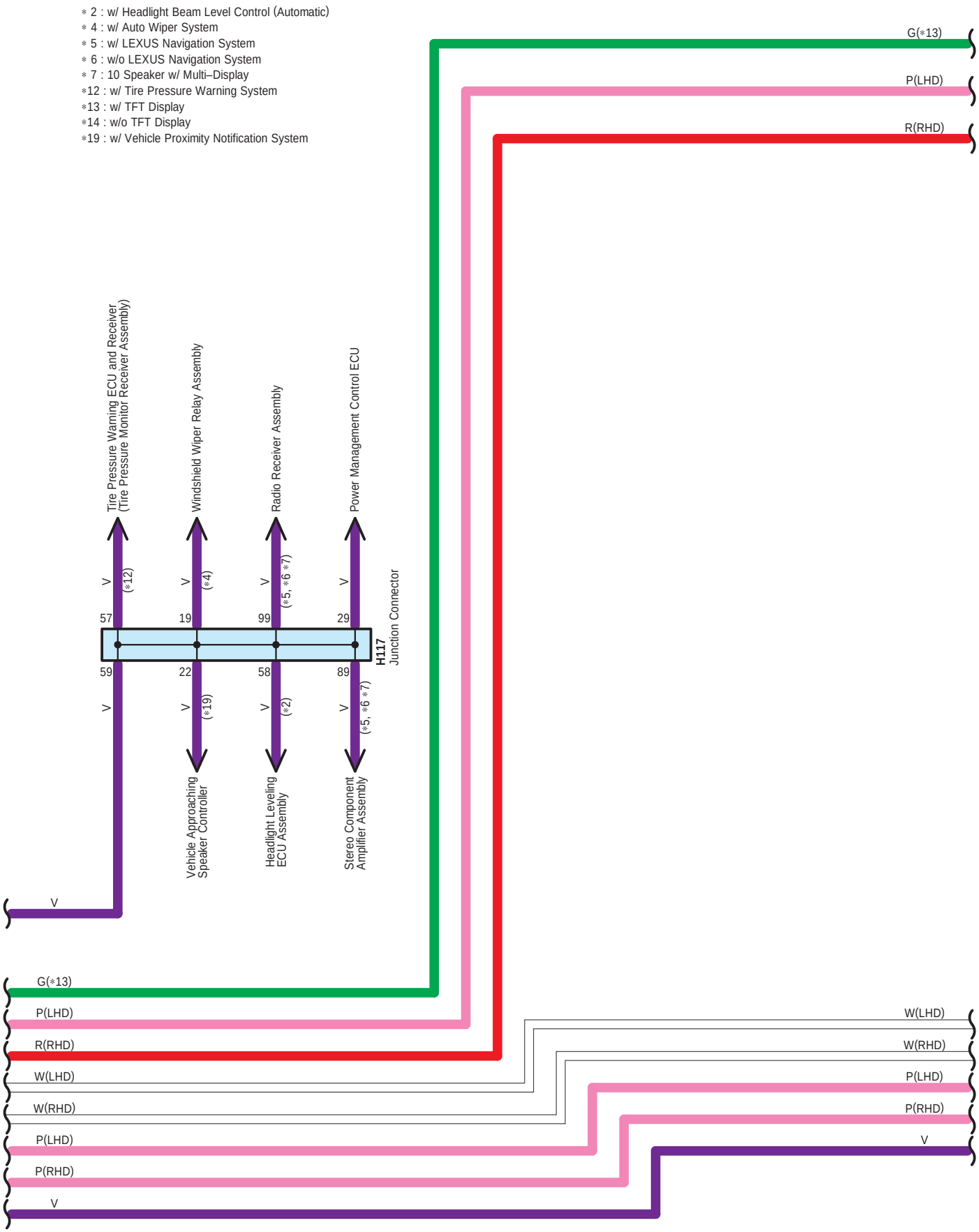
∗ 2 : w/ Headlight Beam Level Control (Automatic)
∗ 4 : w/ Auto Wiper System
∗ 5 : w/ LEXUS Navigation System
∗ 6 : w/o LEXUS Navigation System
∗ 7 : 10 Speaker w/ Multi–Display
∗12 : w/ Tire Pressure Warning System
∗13 : w/ TFT Display
∗14 : w/o TFT Display
∗19 : w/ Vehicle Proximity Notification System
G(∗13)
P(LHD)
R(RHD)
Tire Pressure Warning ECU and Receiver (Tire Pressure Monitor Receiver Assembly)
Windshield Wiper Relay Assembly
Radio Receiver Assembly
Power Management Control ECU
V
(∗12)
(∗4)
(∗5, ∗6 ∗7)
57
19
99
29
H117
Junction Connector
59
22
58
89
(∗19)
(∗2)
Vehicle Approaching Speaker Controller
Headlight Leveling ECU Assembly
Stereo Component Amplifier Assembly
W(LHD)
W(RHD)
P(LHD)
P(RHD)

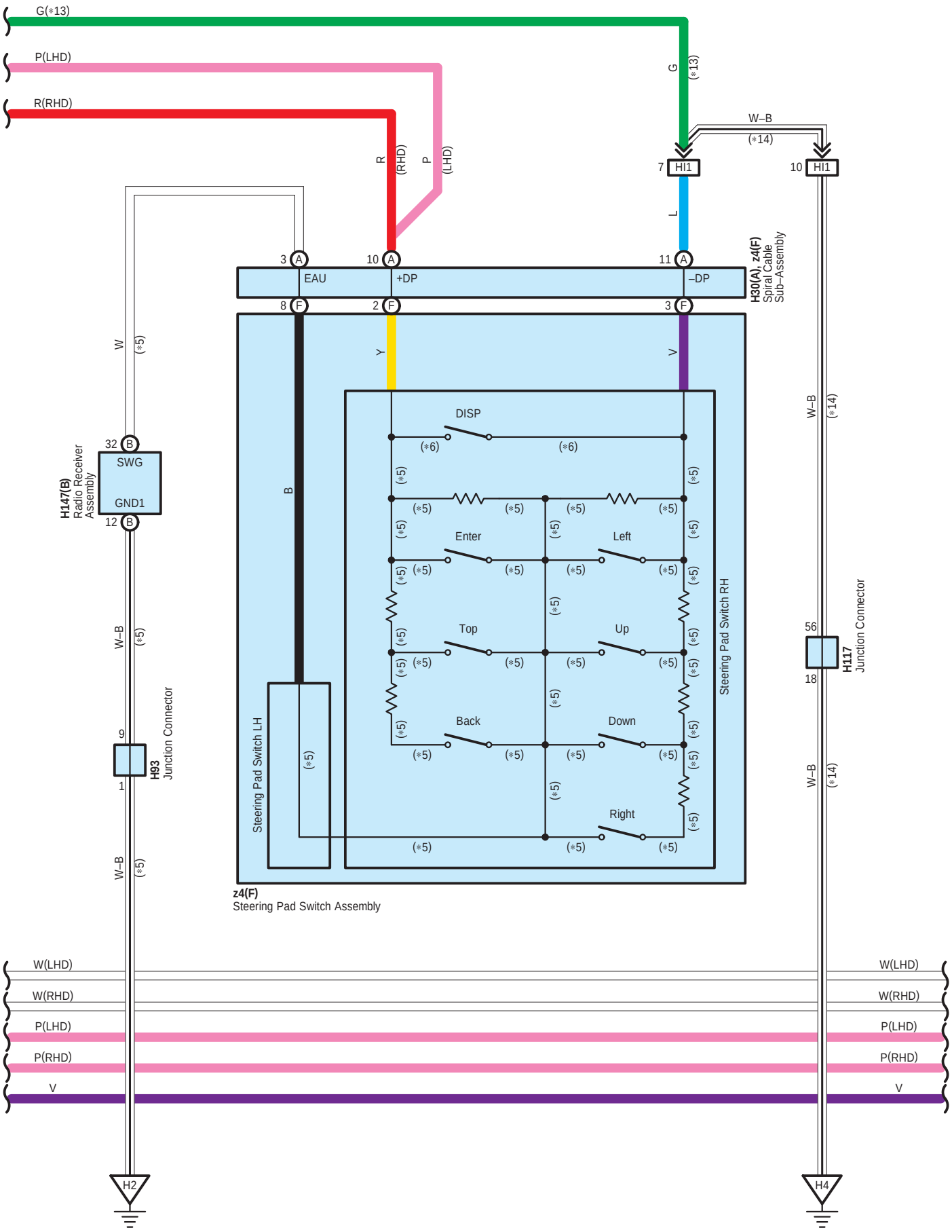
G(*13)
P(LHD)
R(RHD)
G
(*13)
W–B
(*14)
R
(RHD)
P
(LHD)
7 HI1
10 HI1
L
3 A
10 A
11 A
EAU
+DP
–DP
H30(A), z4(F)
Spiral Cable
Sub–Assembly
8 F
2 F
3 F
W
(*5)
Y
V
B
W–B
(*14)
32 B
SWG
GND1
12 B
H147(B)
Radio Receiver
Assembly
DISP
(*6)
(*6)
Enter
Left
Top
Up
Back
Down
Right
Steering Pad Switch RH
Steering Pad Switch LH
56
18
H117
Junction Connector
9
1
H93
Junction Connector
z4(F)
Steering Pad Switch Assembly
W(LHD)
W(RHD)
P(LHD)
P(RHD)
V
H2
H4

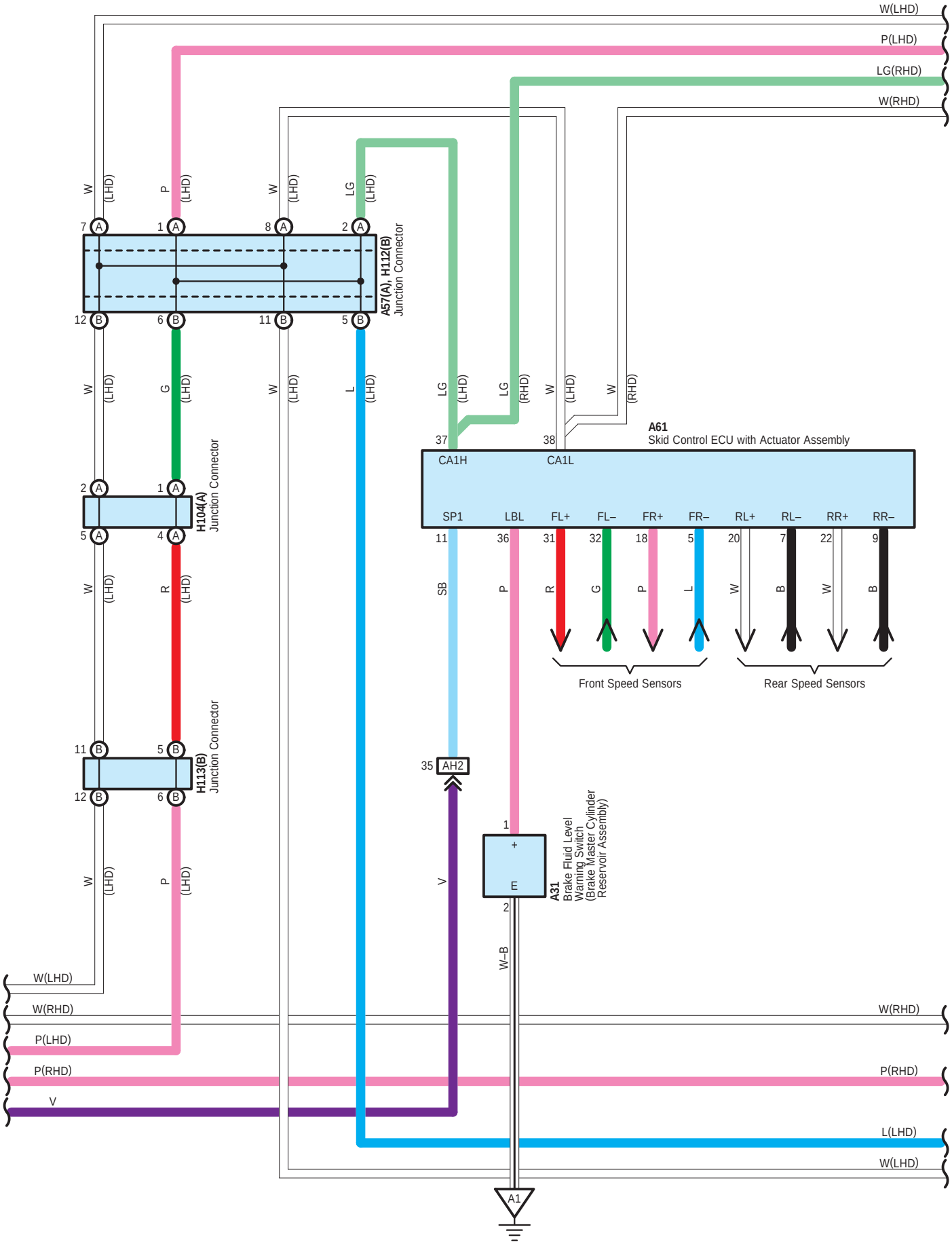
W(LHD)
P(LHD)
LG(RHD)
W(RHD)
A57(A), H112(B)
Junction Connector
H104(A)
Junction Connector
H113(B)
Junction Connector
A61
Skid Control ECU with Actuator Assembly
CA1H
CA1L
SP1
LBL
FL+
FL–
FR+
FR–
RL+
RL–
RR+
RR–
Front Speed Sensors
Rear Speed Sensors
AH2
A31
Brake Fluid Level
Warning Switch
(Brake Master Cylinder
Reservoir Assembly)
W–B
P(RHD)
V
L(LHD)
A1

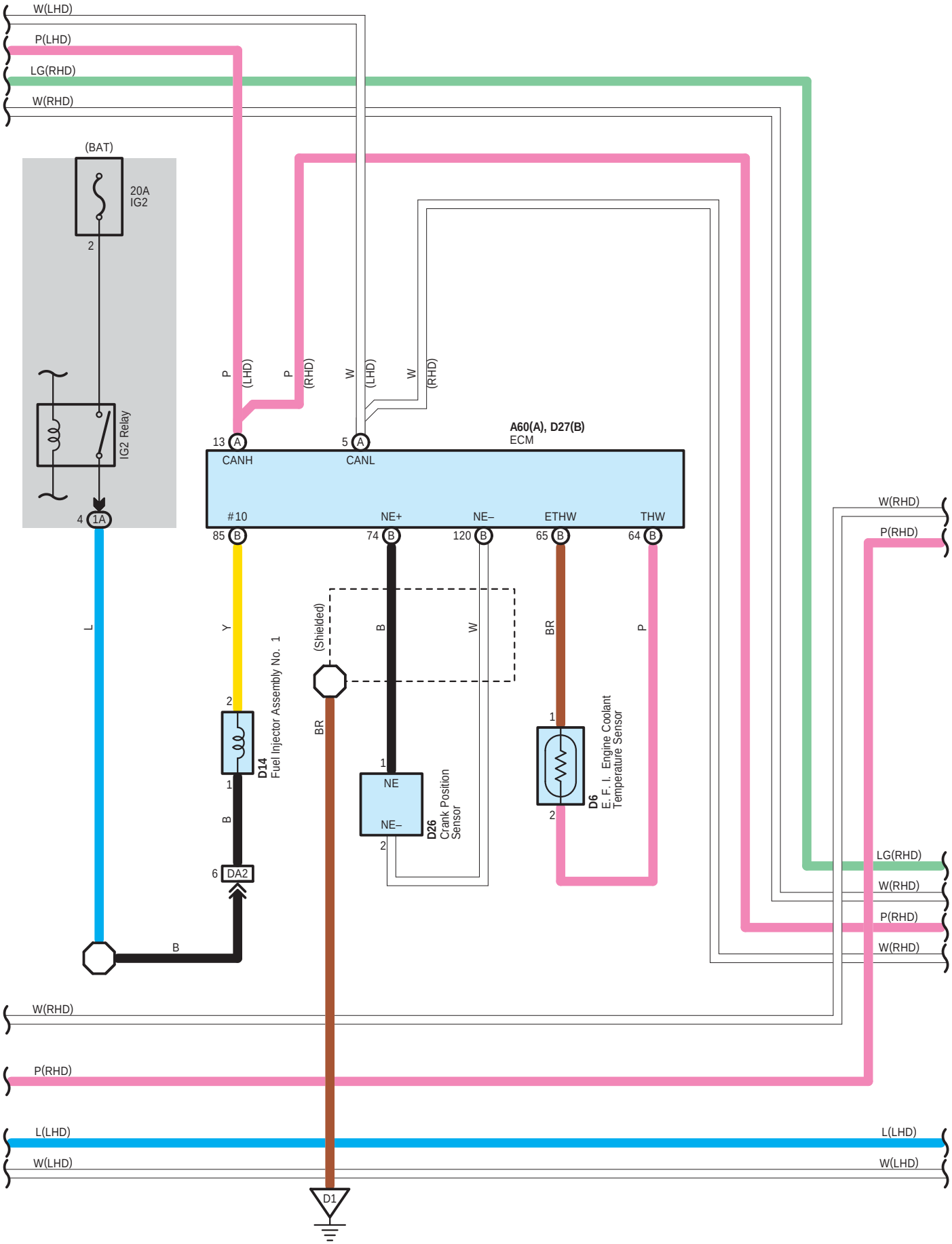
W(LHD)
P(LHD)
LG(RHD)
W(RHD)
(BAT)
20A
IG2
2
IG2 Relay
4
1A
L
P
(LHD)
P
(RHD)
W
(LHD)
W
(RHD)
A60(A), D27(B)
ECM
13
A
CANH
5
A
CANL
#10
85
B
NE+
74
B
NE–
120
B
ETHW
65
B
THW
64
B
W(RHD)
P(RHD)
Y
2
1
D14
Fuel Injector Assembly No. 1
B
6
DA2
B
(Shielded)
B
W
BR
1
NE
NE–
2
D26
Crank Position
Sensor
BR
P
1
2
D6
E. F. I. Engine Coolant
Temperature Sensor
LG(RHD)
W(RHD)
P(RHD)
W(RHD)
W(RHD)
P(RHD)
L(LHD)
W(LHD)
L(LHD)
W(LHD)
D1

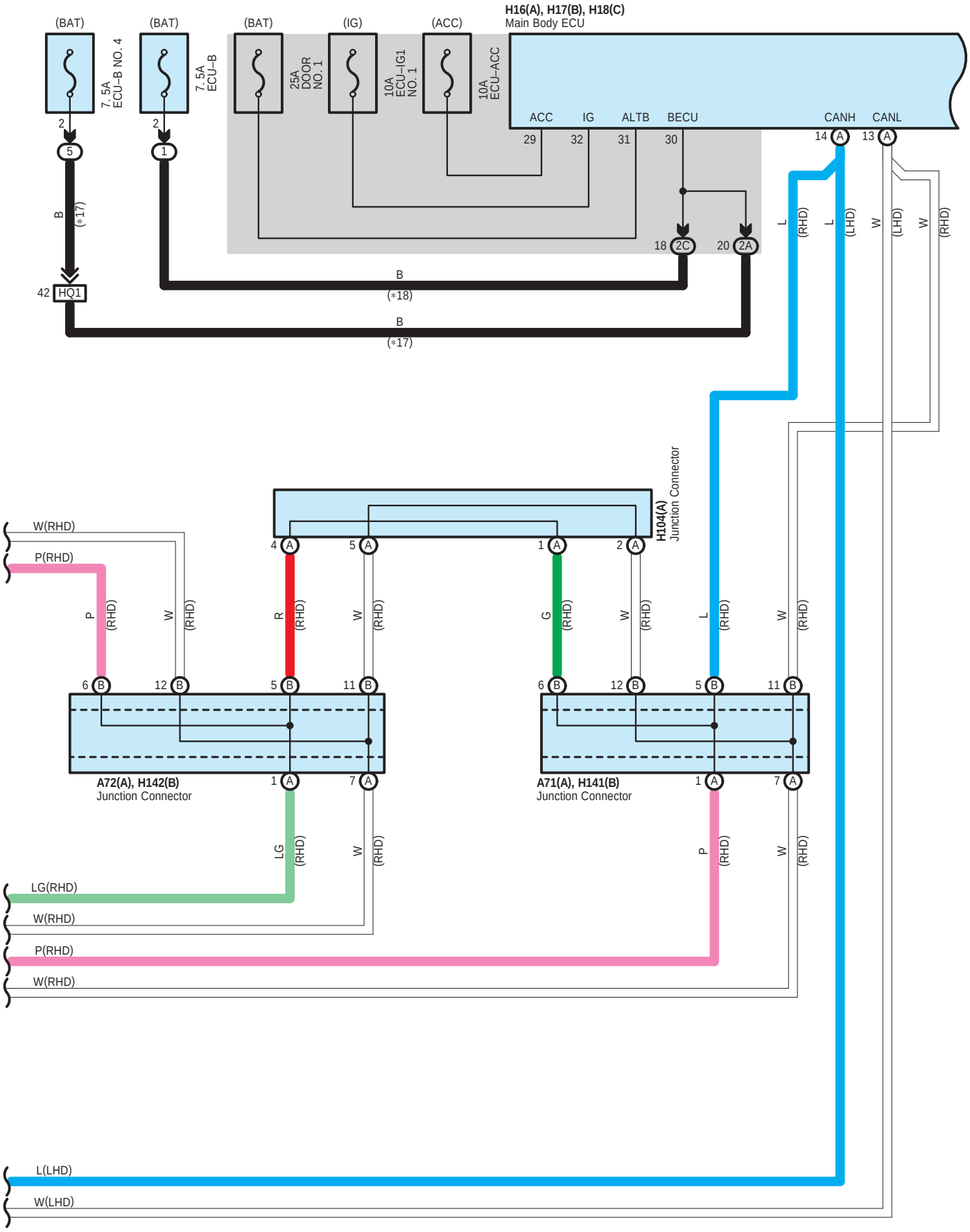
(BAT)
7.5A ECU-B NO. 4
(BAT)
7.5A ECU-B
(BAT)
25A DOOR NO. 1
(IG)
10A ECU-IG1 NO. 1
(ACC)
10A ECU-ACC
H16(A), H17(B), H18(C)
Main Body ECU
ACC
IG
ALTB
BECU
CANH
CANL
29
32
31
30
14
13
2
5
2
1
B
(*17)
42
HQ1
B
(*18)
B
(*17)
18
2C
20
2A
L
(RHD)
L
(LHD)
W
(LHD)
W
(RHD)
H104(A)
Junction Connector
4
5
1
2
W(RHD)
P(RHD)
P
(RHD)
W
(RHD)
R
(RHD)
W
(RHD)
G
(RHD)
W
(RHD)
L
(RHD)
W
(RHD)
6
12
5
11
6
12
5
11
A72(A), H142(B)
Junction Connector
A71(A), H141(B)
Junction Connector
1
7
1
7
LG
(RHD)
W
(RHD)
P
(RHD)
W
(RHD)
LG(RHD)
W(RHD)
P(RHD)
W(RHD)
L(LHD)
W(LHD)

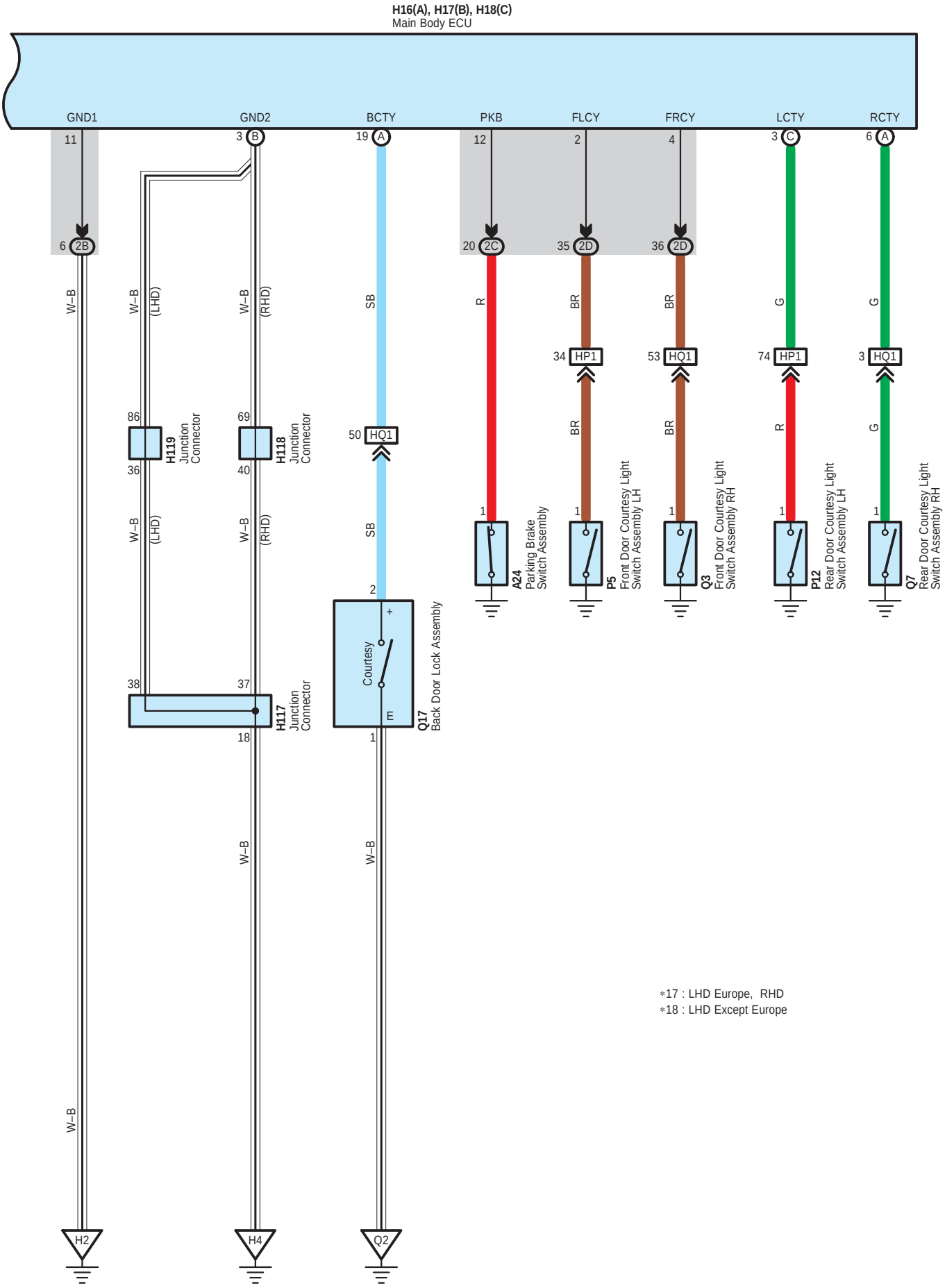

∗17 : LHD Europe, RHD
∗18 : LHD Except Europe

A 24
White

A 31
Black

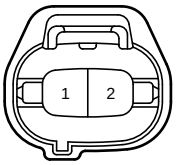

A 37
Black

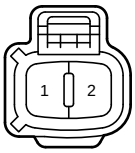

A 57
Blue

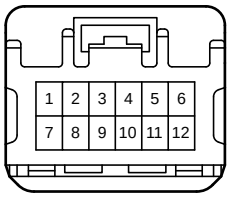

A 60
Black

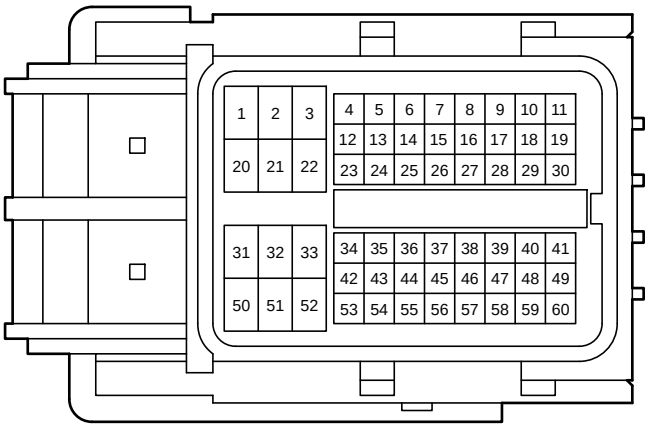

A 61
Gray

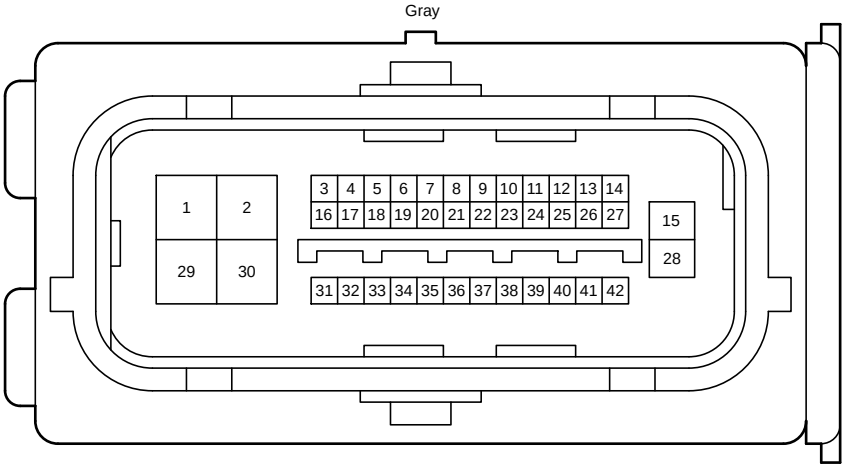

A 71
Gray

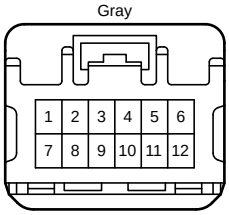

A 72
Blue

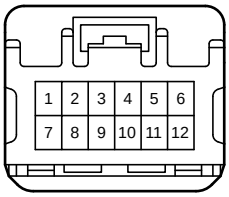

D 6
Black

D 14
Black

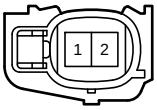

D 25
Gray

D 26
Black

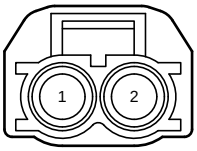

D 27
Black

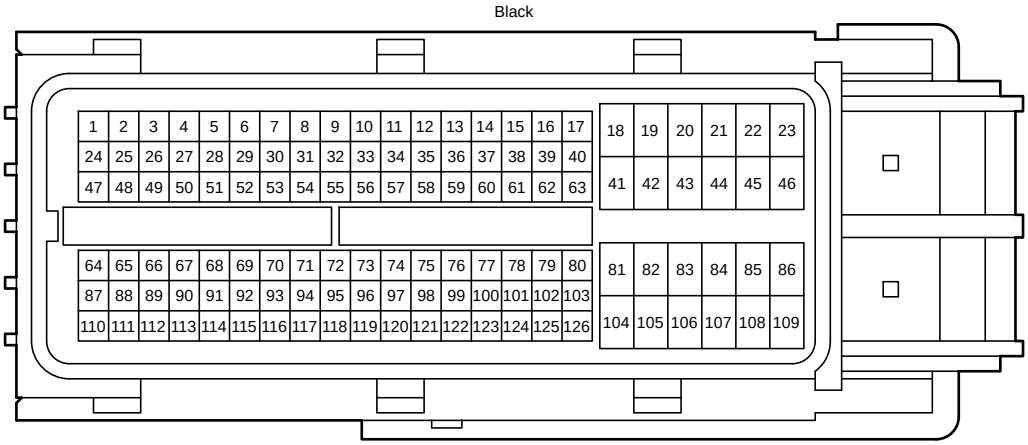

F 2
Black

H 16
Black

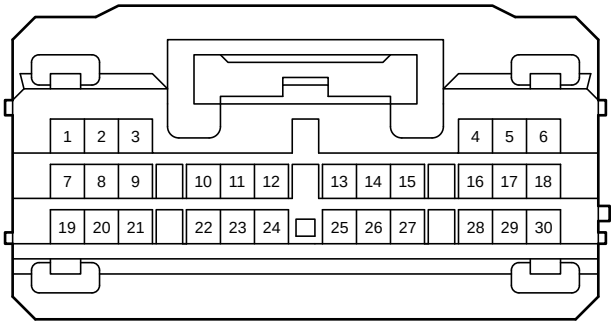

H 17
White

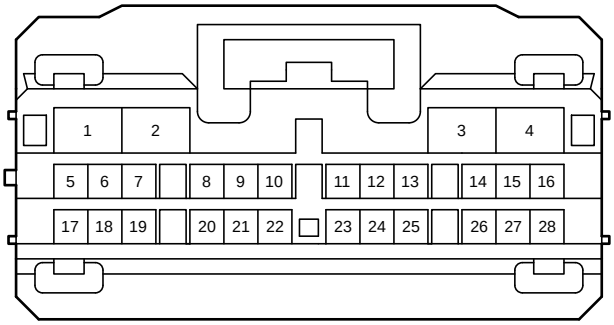

H 18
White

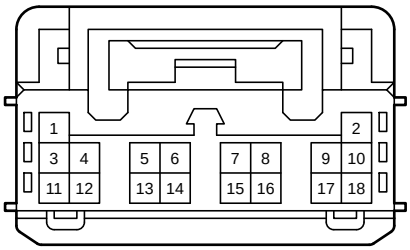

H 19
White

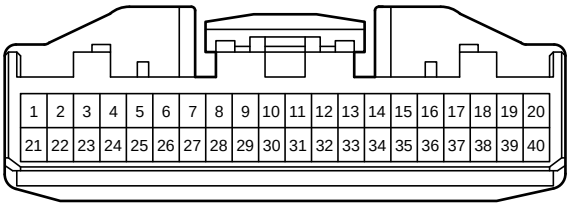

H 30
Black

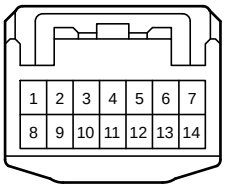

H 40
White

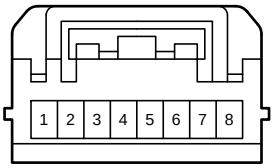

H 93
White

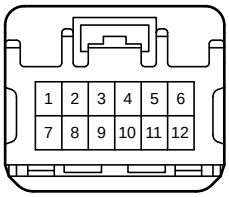

H104
White

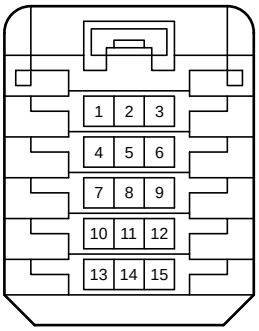

H112
Blue

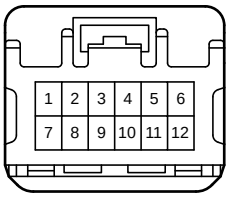

H113
Gray

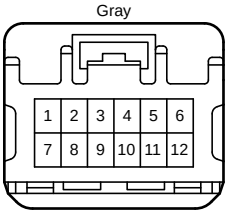

H117
White

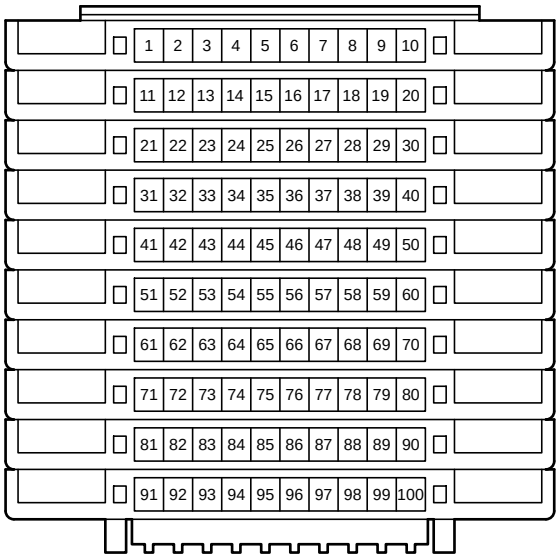

H118
White

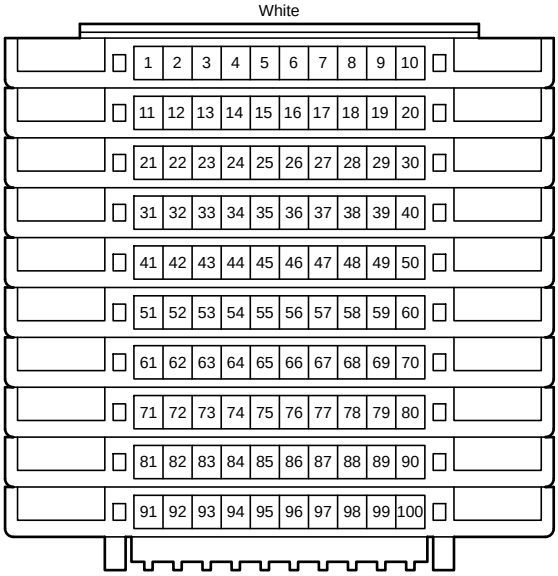

H119
White

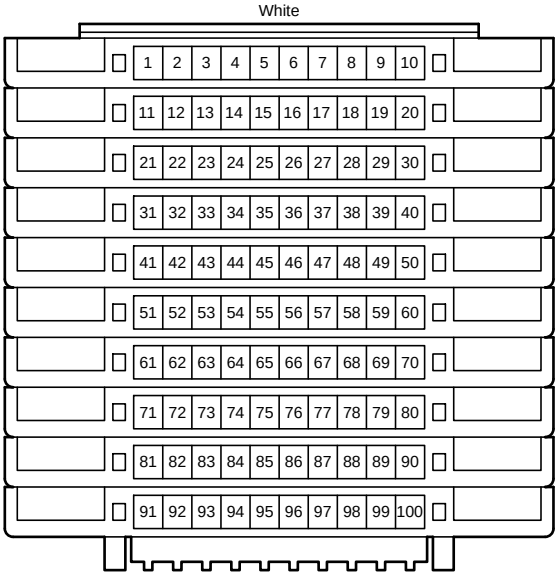

H141
Gray

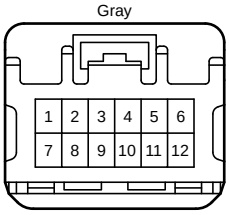

H142
Blue

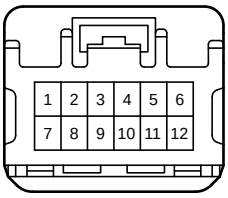

H147
White

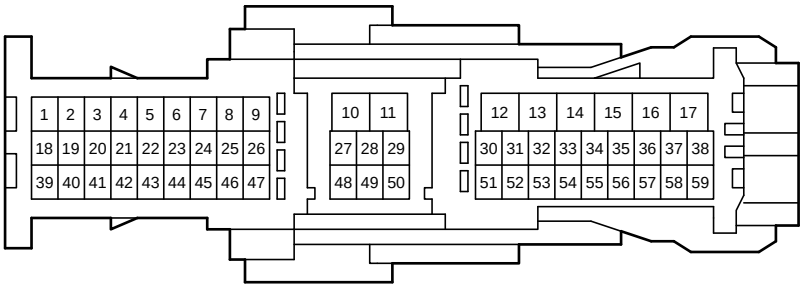

H177
Blue

P 5
White

P 9
White

P 12
White

Q 3
White

Q 7
White

Q 17
White

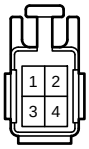

z 4
Black

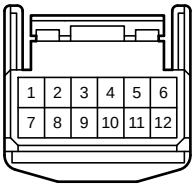

1A
White

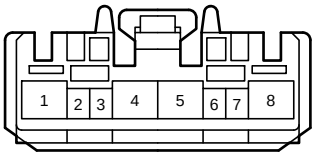

2A
White

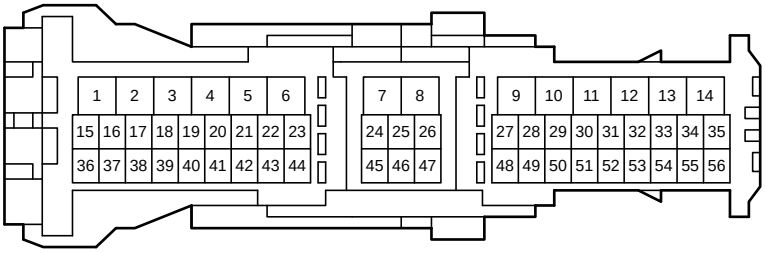

2B
White

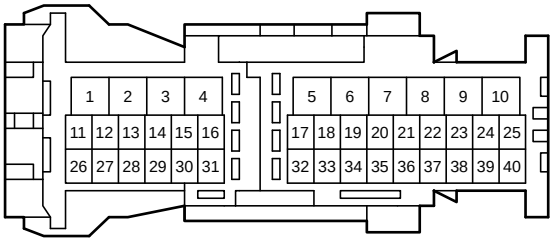

2C
White

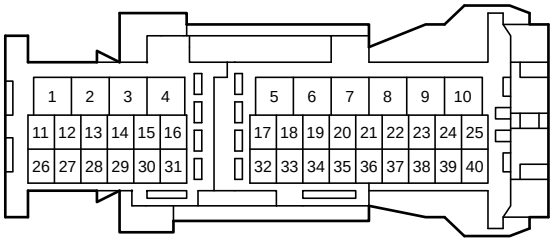

2D
White

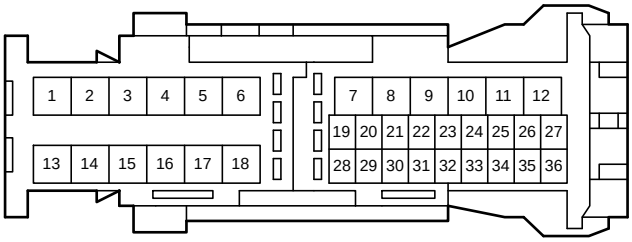

AH2
White

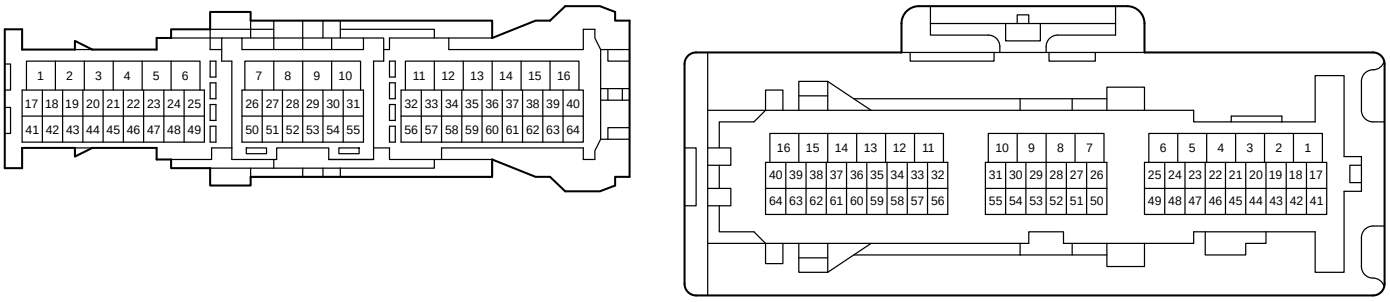

AH5
Black

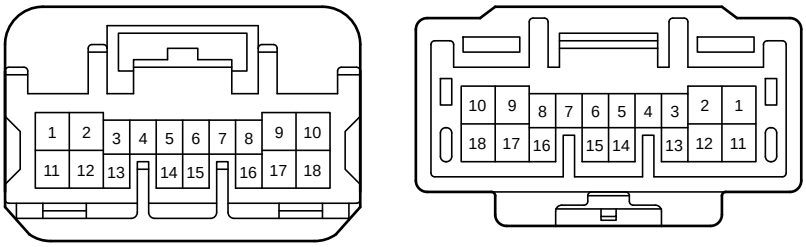

DA1
White

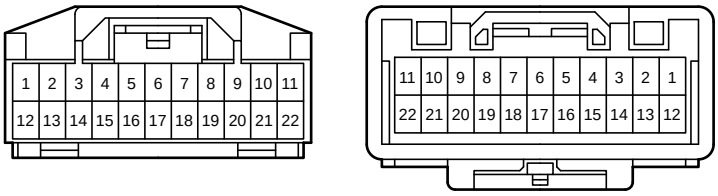

DA2
White

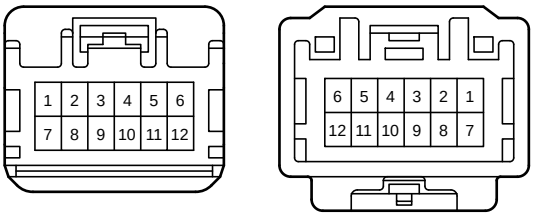

FD1
Black

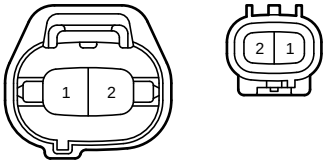

HI1
White

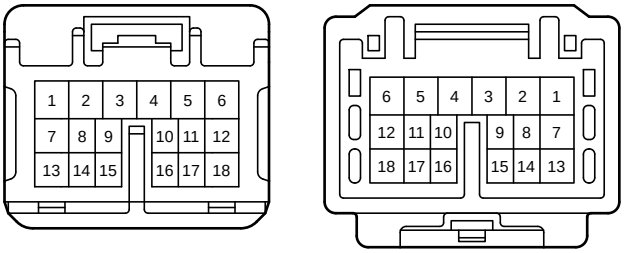

HP1
White

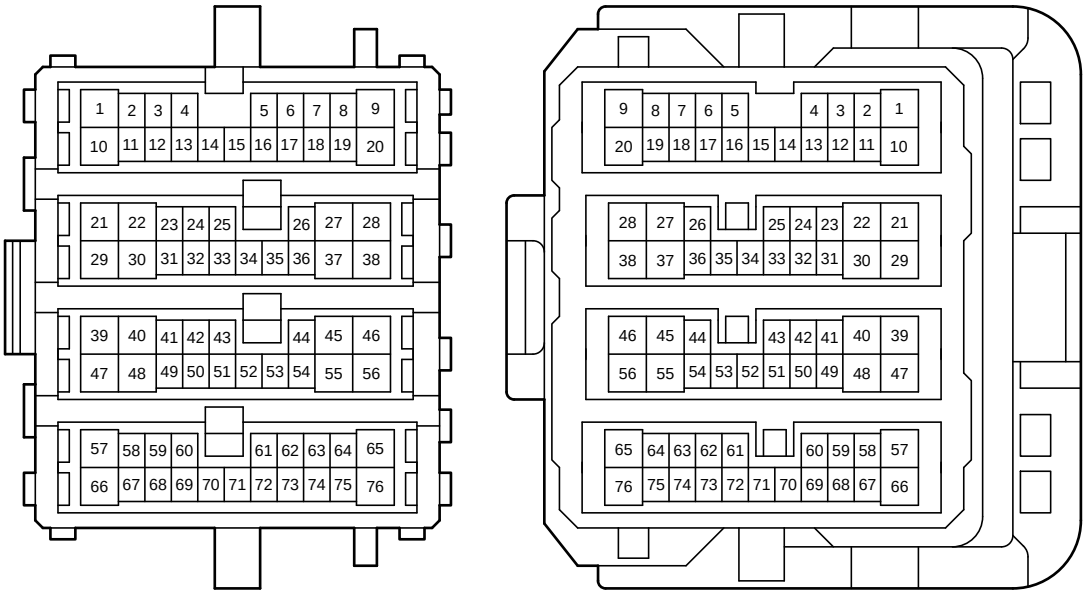
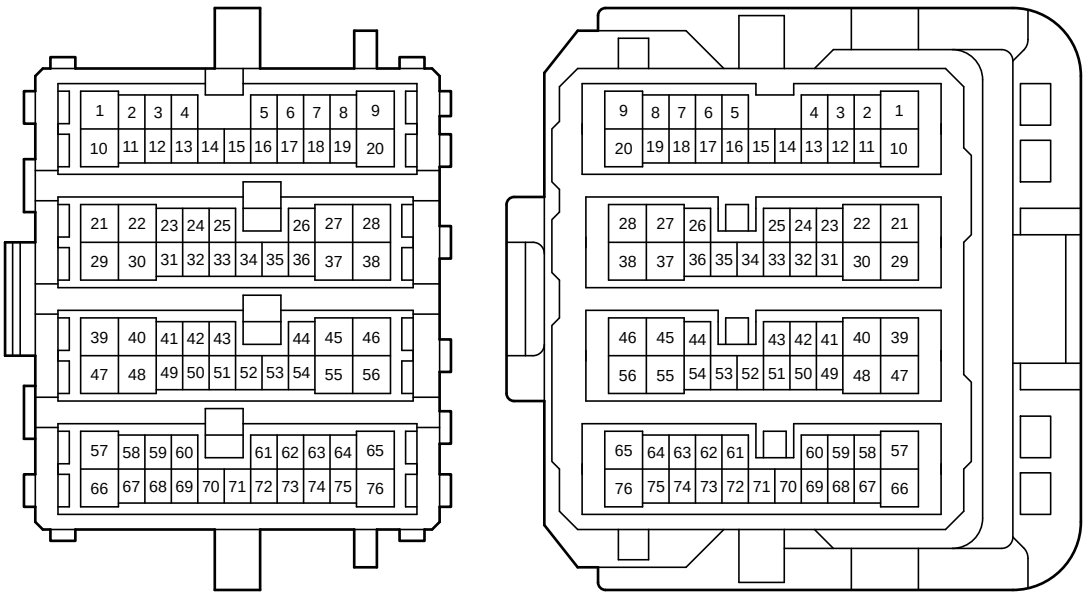
HQ1
White