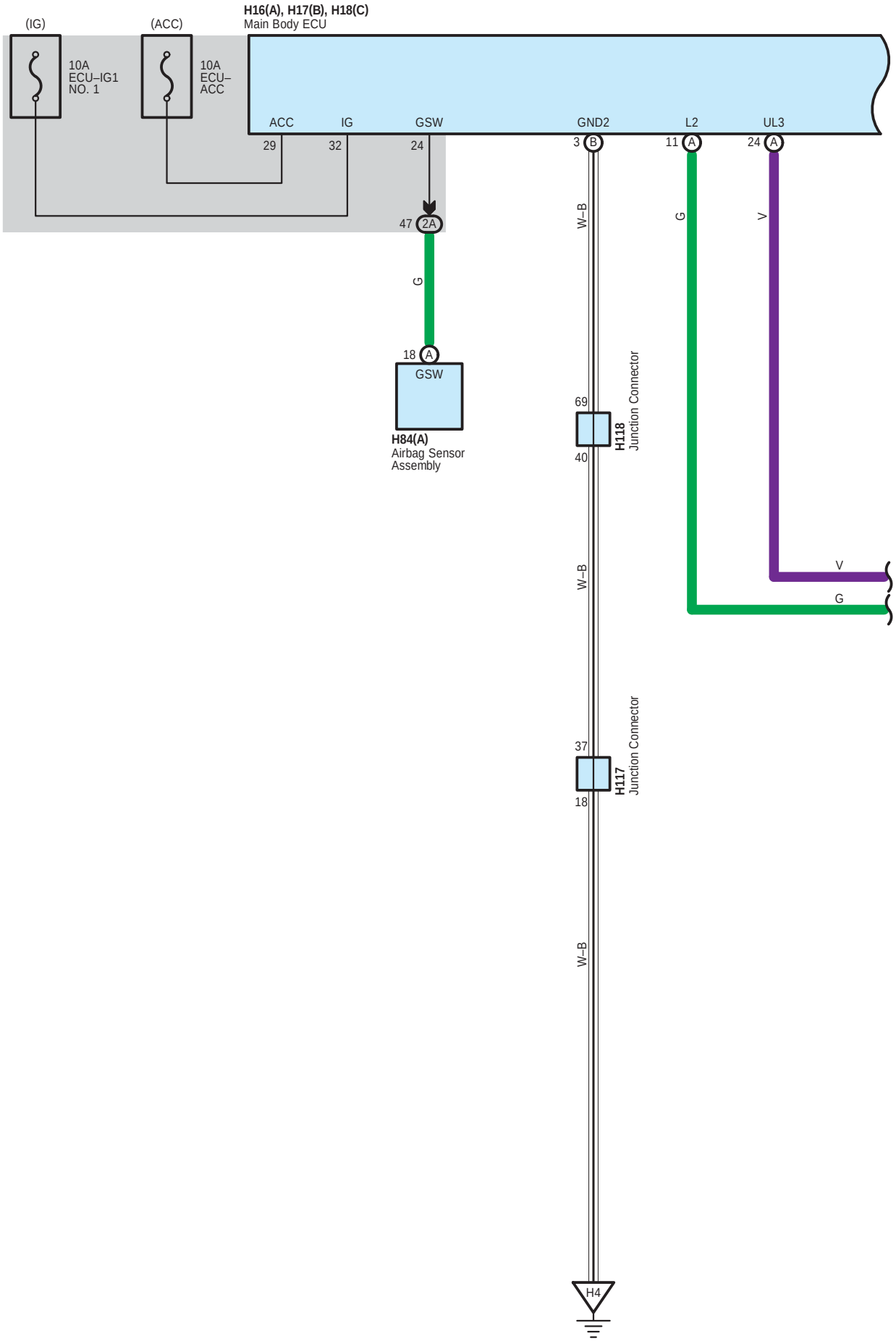
(IG)
(ACC)
H16(A), H17(B), H18(C)
Main Body ECU
10A
ECU–IG1
NO. 1
10A
ECU–
ACC
ACC
IG
GSW
GND2
L2
UL3
29
32
24
3 B
11 A
24 A
47 2A
W–B
G
V
G
18 A
GSW
H84(A)
Airbag Sensor
Assembly
69
40
H118
Junction Connector
W–B
V
G
37
18
H117
Junction Connector
W–B
H4

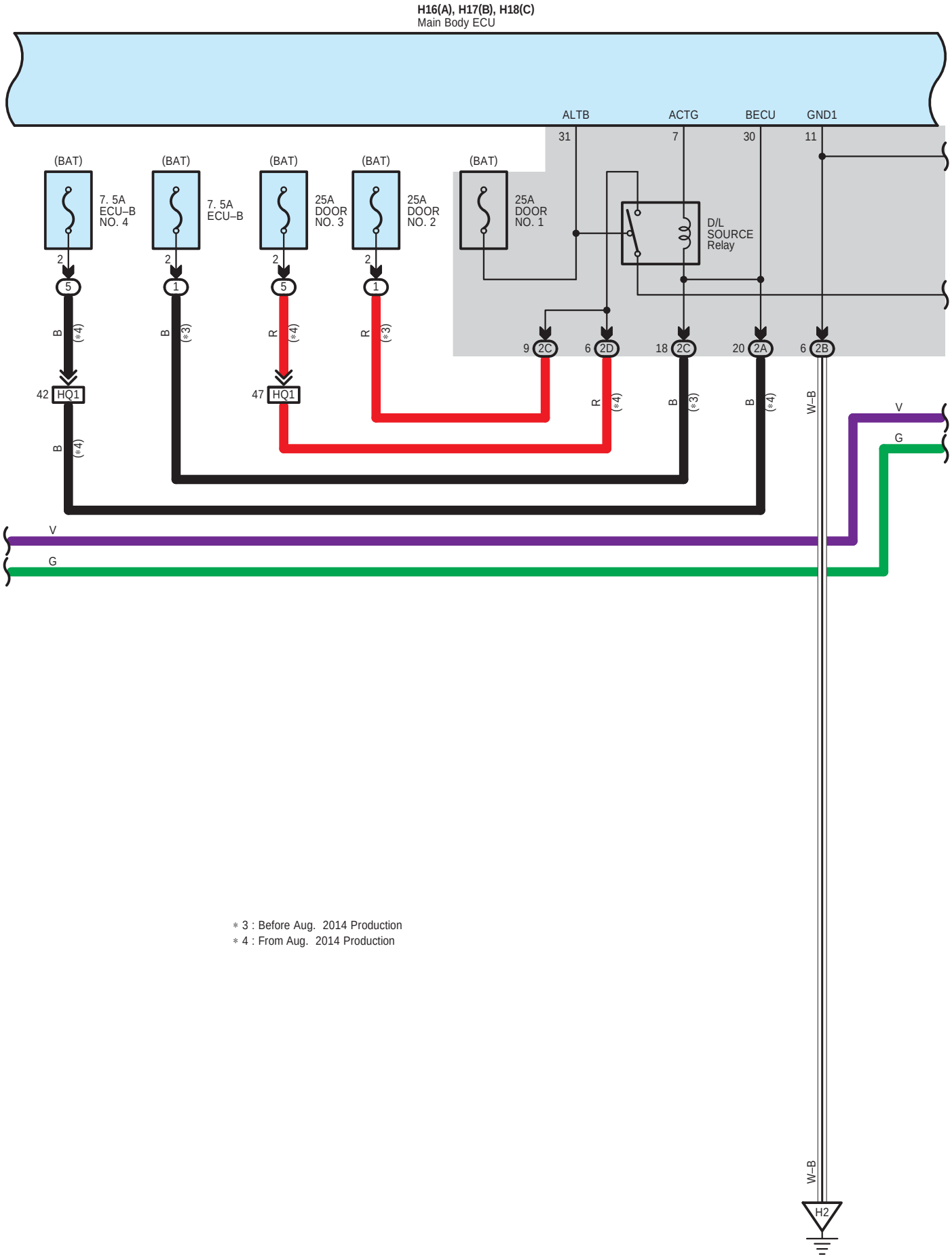

* 3 : Before Aug. 2014 Production
* 4 : From Aug. 2014 Production

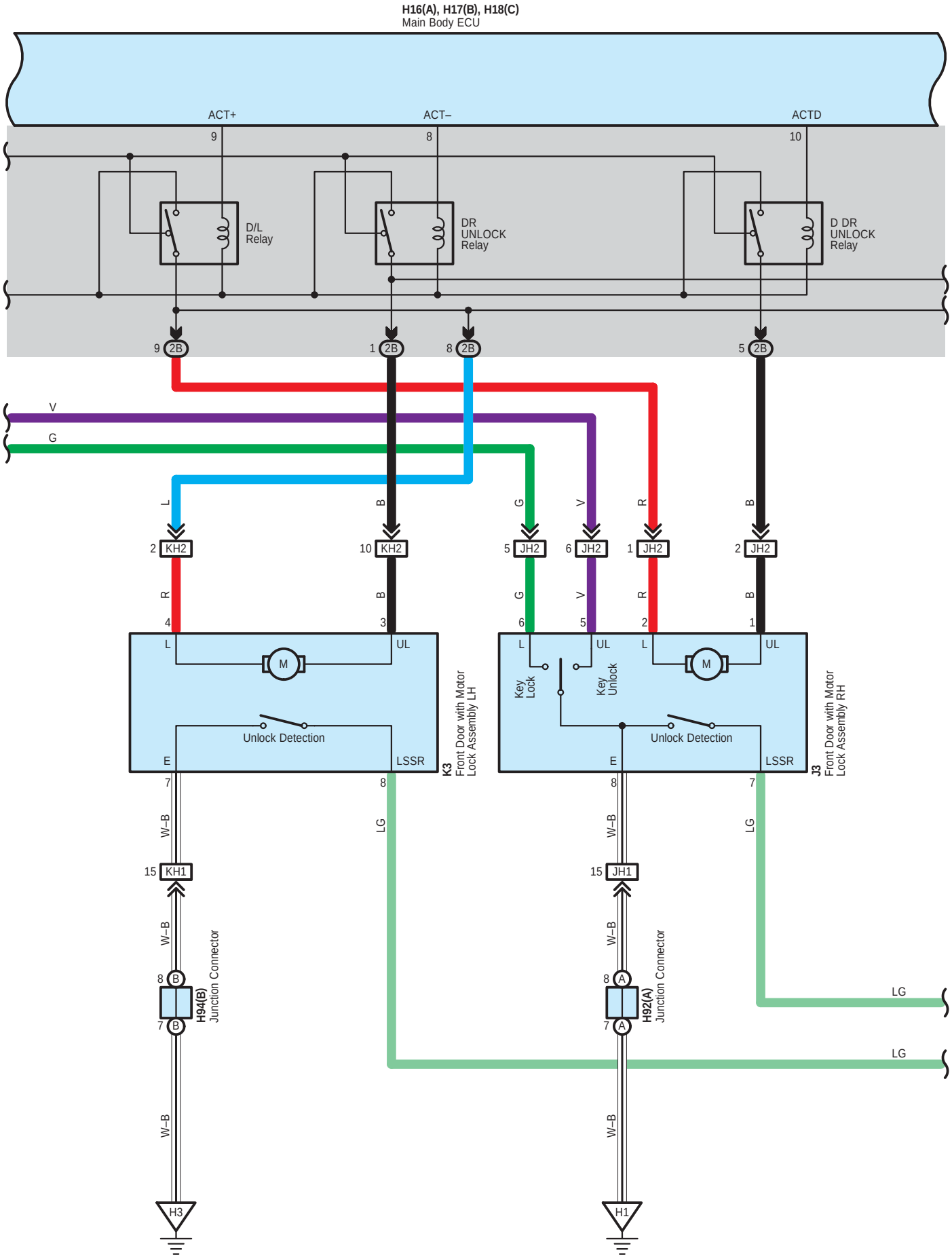
H16(A), H17(B), H18(C)
Main Body ECU
ACT+
ACT–
ACTD
D/L
Relay
DR
UNLOCK
Relay
D DR
UNLOCK
Relay
2B
V
G
L
B
G
V
R
B
KH2
JH2
M
UL
Unlock Detection
E
LSSR
K3
Front Door with Motor
Lock Assembly LH
Key
Lock
Key
Unlock
J3
Front Door with Motor
Lock Assembly RH
W–B
LG
KH1
JH1
H94(B)
Junction Connector
H92(A)
Junction Connector
H3
H1

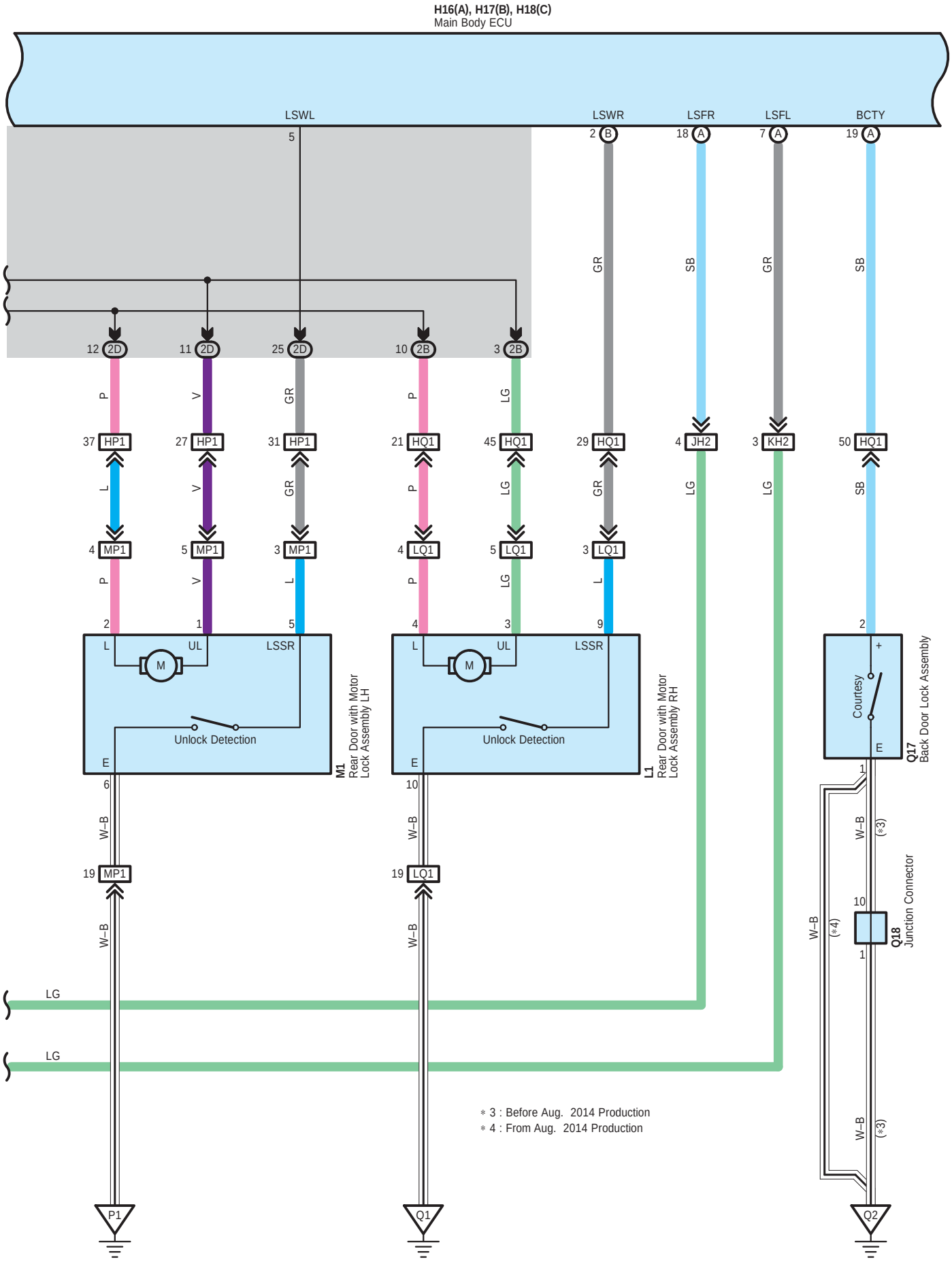

∗ 3 : Before Aug. 2014 Production
∗ 4 : From Aug. 2014 Production

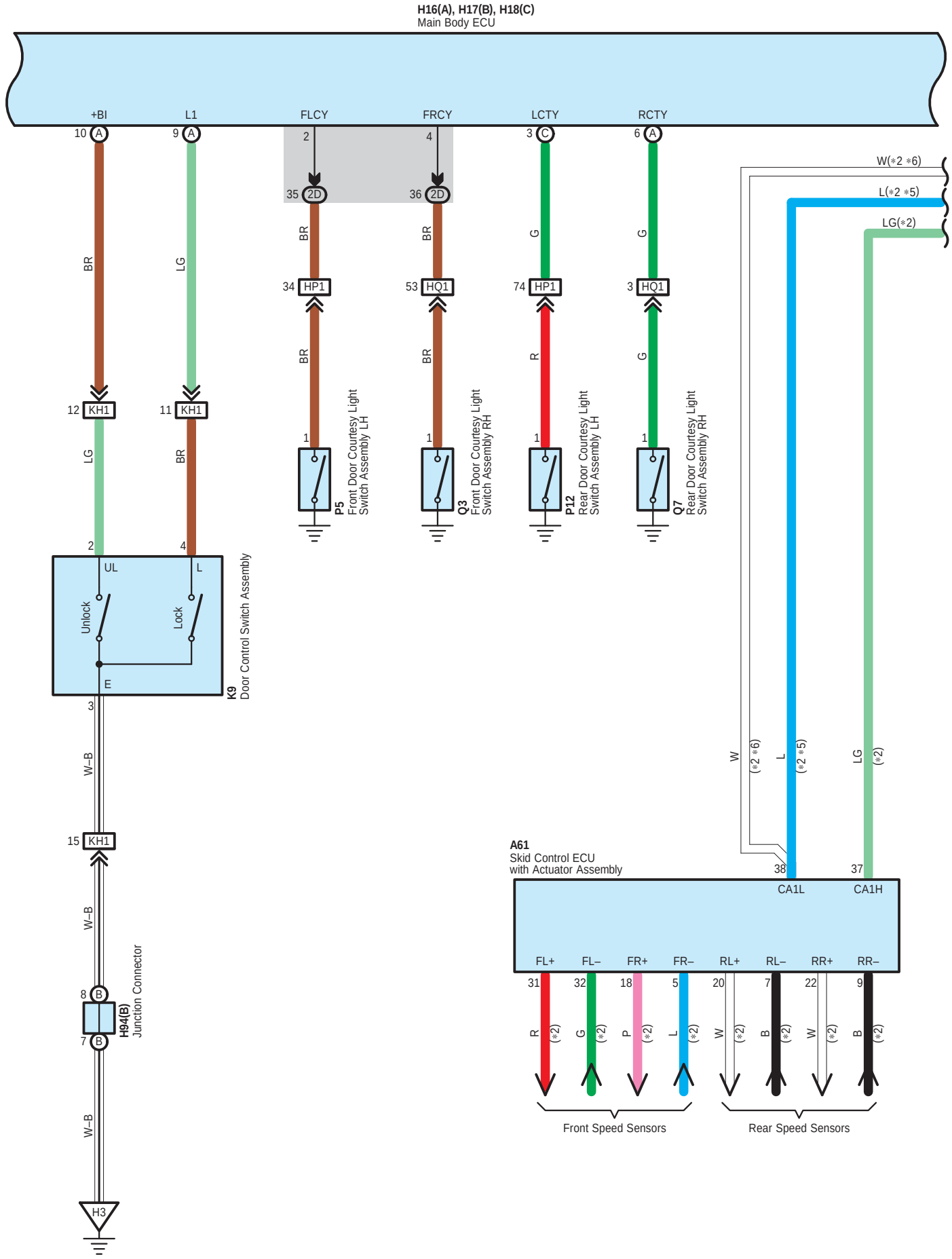
H16(A), H17(B), H18(C)
Main Body ECU
+BI
L1
FLCY
FRCY
LCTY
RCTY
10 A
9 A
2
4
3 C
6 A
35 2D
36 2D
BR
LG
G
34 HP1
53 HQ1
74 HP1
3 HQ1
R
12 KH1
11 KH1
1
P5
Front Door Courtesy Light Switch Assembly LH
Q3
Front Door Courtesy Light Switch Assembly RH
P12
Rear Door Courtesy Light Switch Assembly LH
Q7
Rear Door Courtesy Light Switch Assembly RH
W(*2 *6)
L(*2 *5)
LG(*2)
UL
L
Unlock
Lock
E
K9
Door Control Switch Assembly
W–B
15 KH1
8 B
7 B
H94(B)
Junction Connector
H3
W
(*2 *6)
(*2 *5)
(*2)
A61
Skid Control ECU
with Actuator Assembly
38
37
CA1L
CA1H
FL+
FL–
FR+
FR–
RL+
RL–
RR+
RR–
31
32
18
5
20
7
22
9
P
(*2)
Front Speed Sensors
Rear Speed Sensors

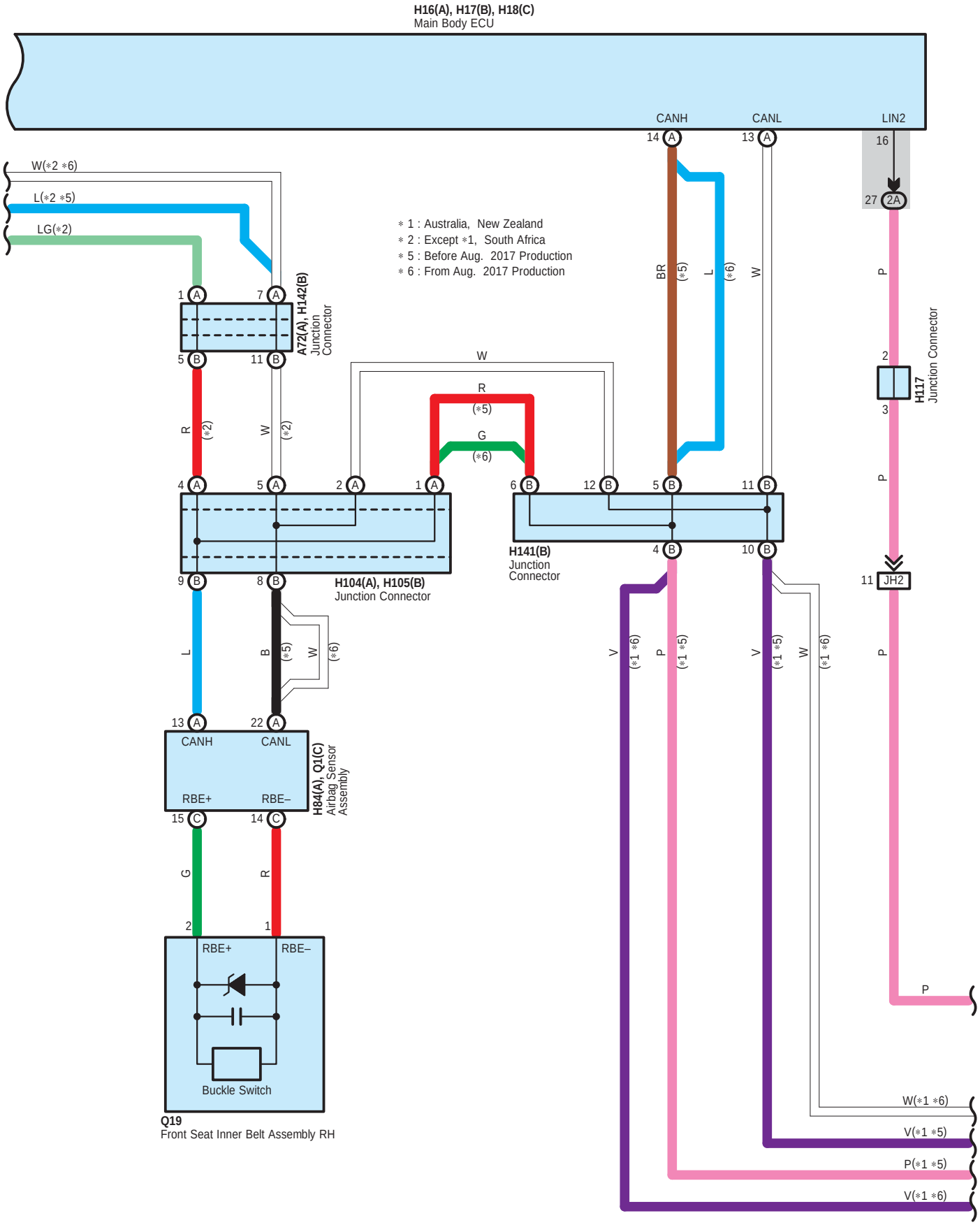
H16(A), H17(B), H18(C)
Main Body ECU
CANH
CANL
LIN2
W(∗2 ∗6)
L(∗2 ∗5)
LG(∗2)
∗ 1 : Australia, New Zealand
∗ 2 : Except ∗1, South Africa
∗ 5 : Before Aug. 2017 Production
∗ 6 : From Aug. 2017 Production
A72(A), H142(B)
Junction Connector
H117
Junction Connector
H104(A), H105(B)
Junction Connector
H141(B)
Junction Connector
JH2
H84(A), Q1(C)
Airbag Sensor Assembly
CANH
CANL
RBE+
RBE–
Buckle Switch
Q19
Front Seat Inner Belt Assembly RH
W(∗1 ∗6)
V(∗1 ∗5)
P(∗1 ∗5)
V(∗1 ∗6)

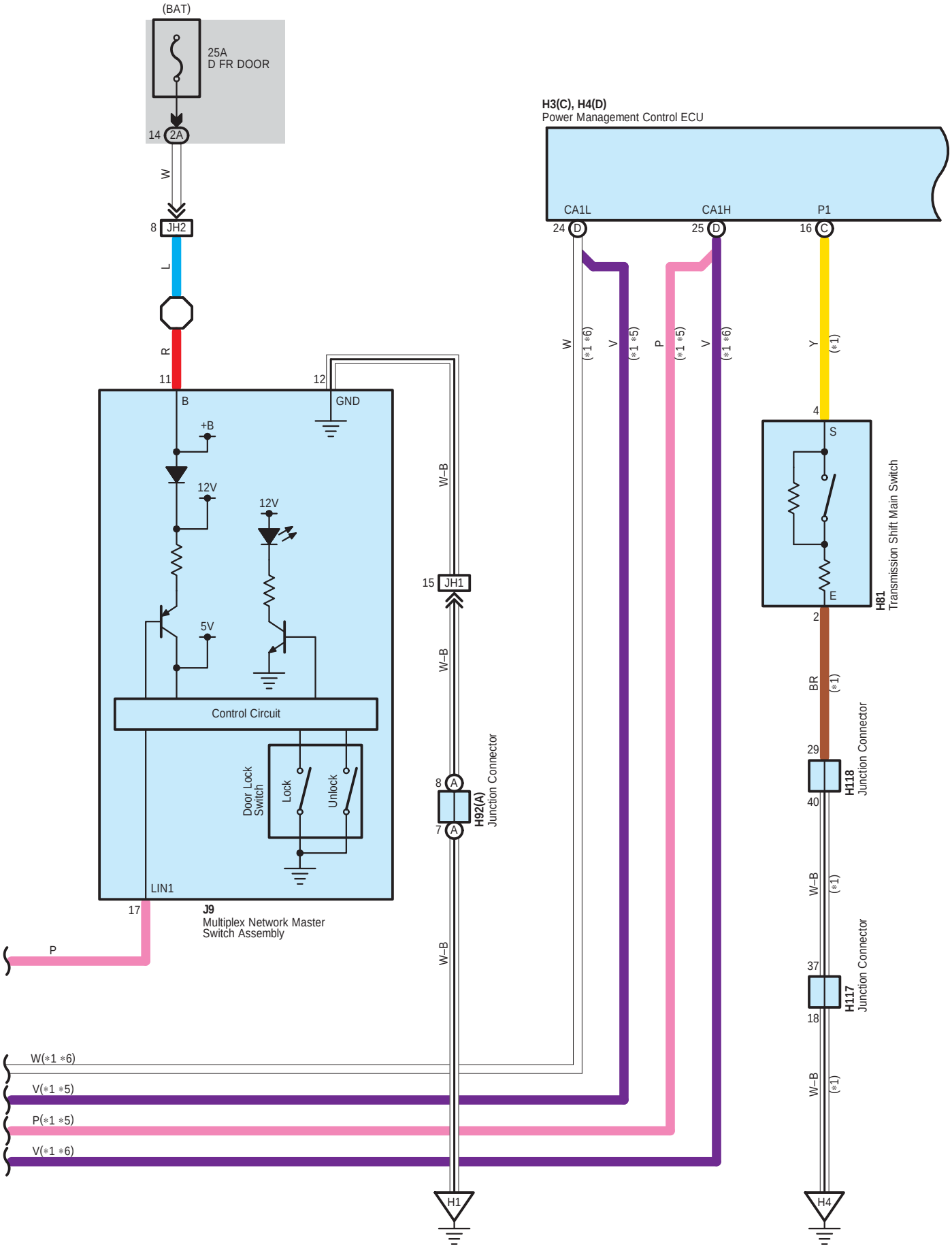
(BAT)
25A
D FR DOOR
14
2A
W
8
JH2
L
R
11
12
B
GND
+B
12V
12V
5V
Control Circuit
Door Lock Switch
Lock
Unlock
LIN1
17
J9
Multiplex Network Master Switch Assembly
P
W–B
15
JH1
W–B
8
A
7
A
H92(A)
Junction Connector
W–B
H1
H3(C), H4(D)
Power Management Control ECU
CA1L
CA1H
P1
24
D
25
D
16
C
W
(*1 *6)
V
(*1 *5)
P
(*1 *5)
V
(*1 *6)
Y
(*1)
4
S
E
H81
Transmission Shift Main Switch
2
BR
(*1)
29
40
H118
Junction Connector
W–B
(*1)
37
18
H117
Junction Connector
W–B
(*1)
H4
W(*1 *6)
V(*1 *5)
P(*1 *5)
V(*1 *6)

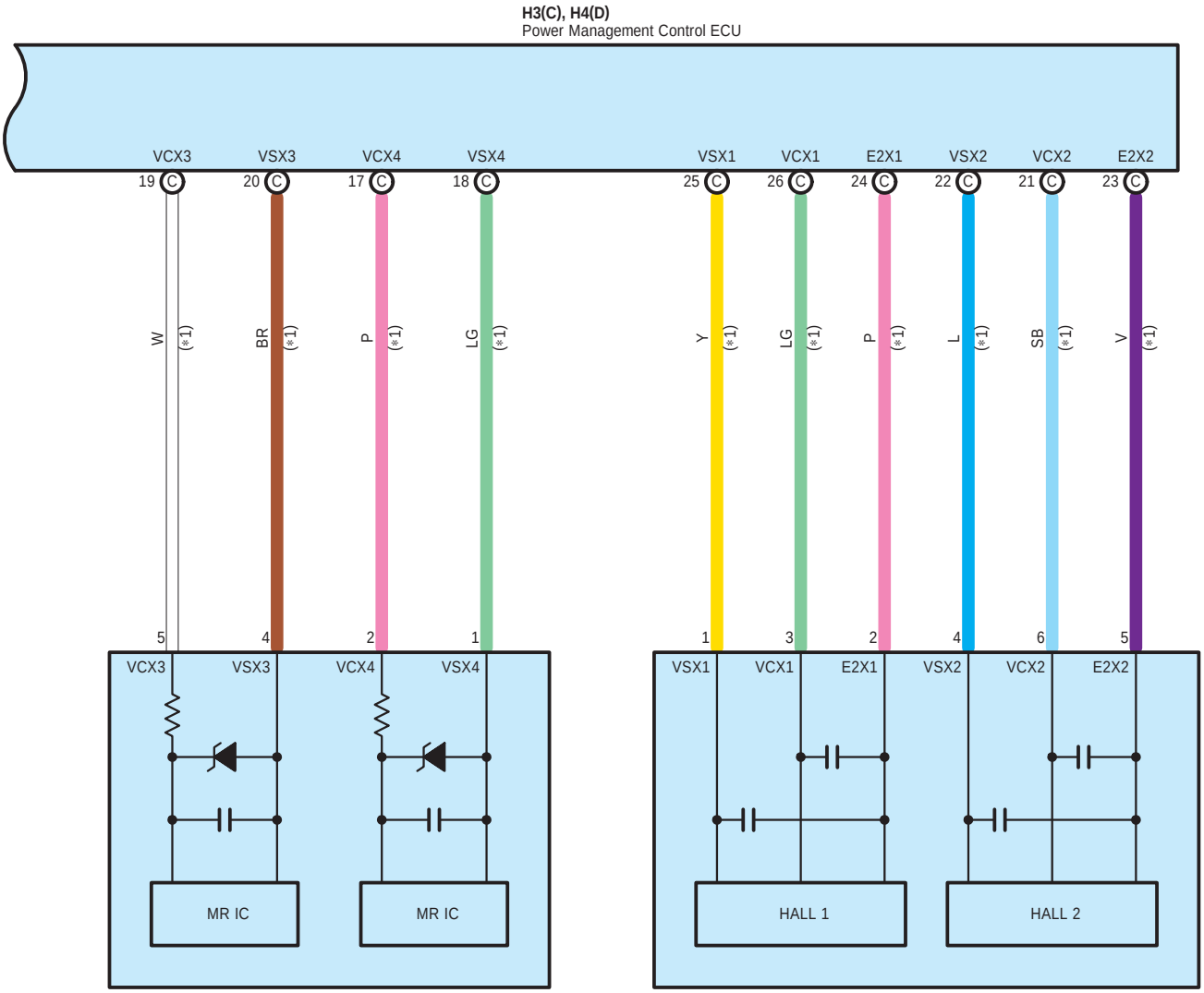

H76
No. 1 Shift Lever Position Sensor

H77
No. 2 Shift Lever Position Sensor

* 1 : Australia, New Zealand
* 5 : Before Aug. 2017 Production
* 6 : From Aug. 2017 Production

A 61
Gray

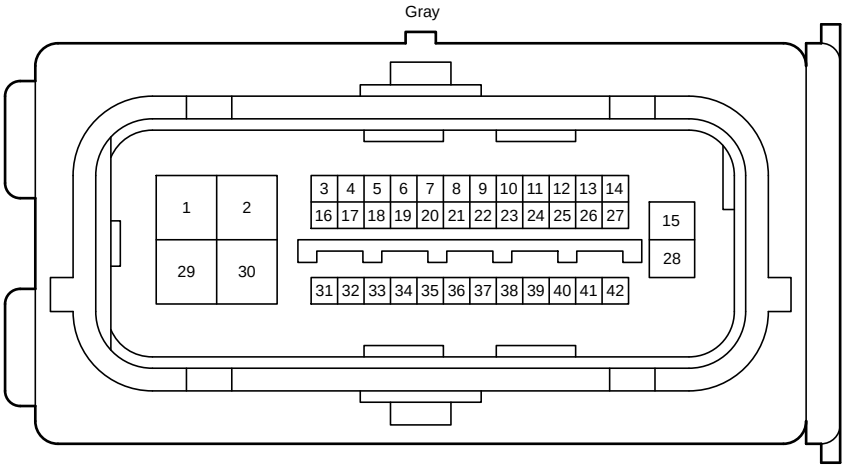

A 72
Blue

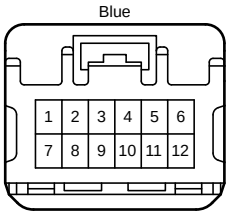

H 3
Gray

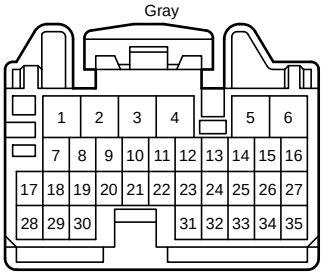

H 4
Gray

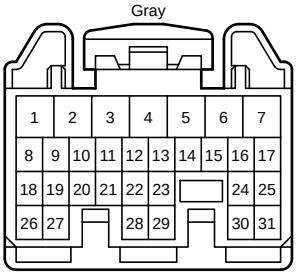

H 16
Black

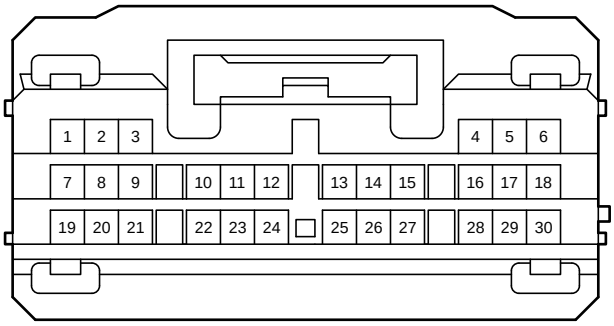

H 17
White

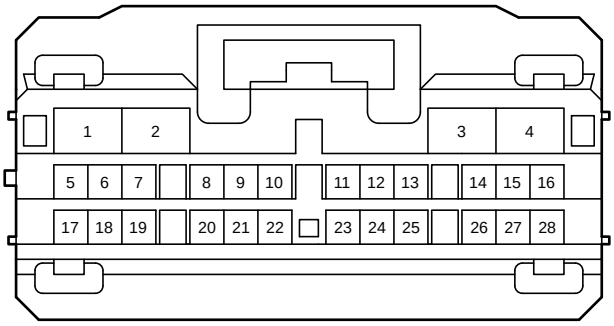

H 18
White

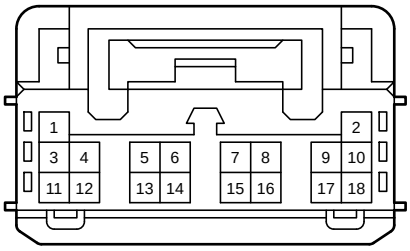

H 76
White

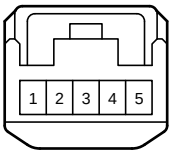

H 77
Black



H 81
Black

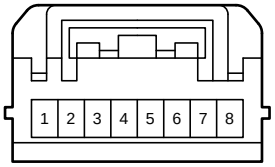

H 84
Yellow

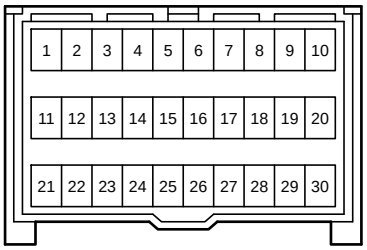

H 92
White

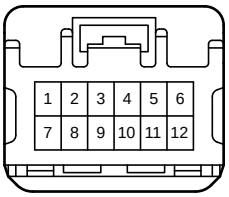

H 94
White

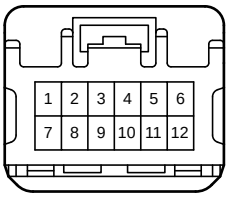

H104
White

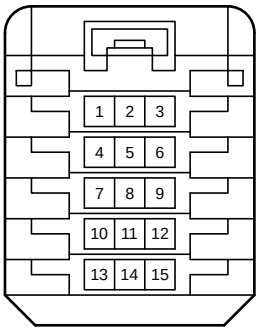

H105
White

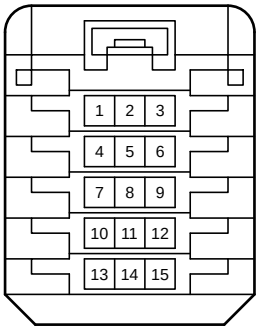

H117
White

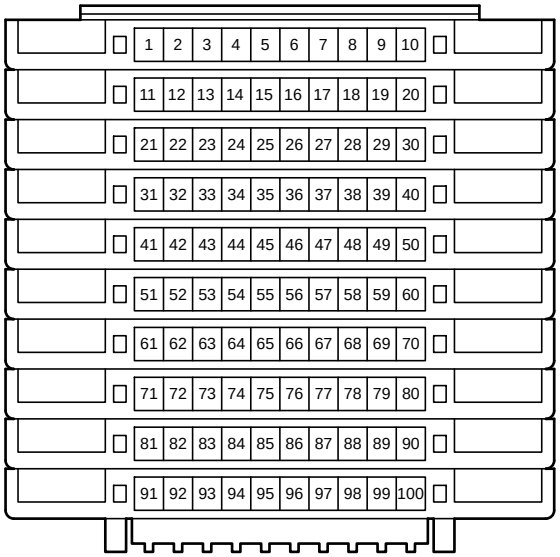

H118
White

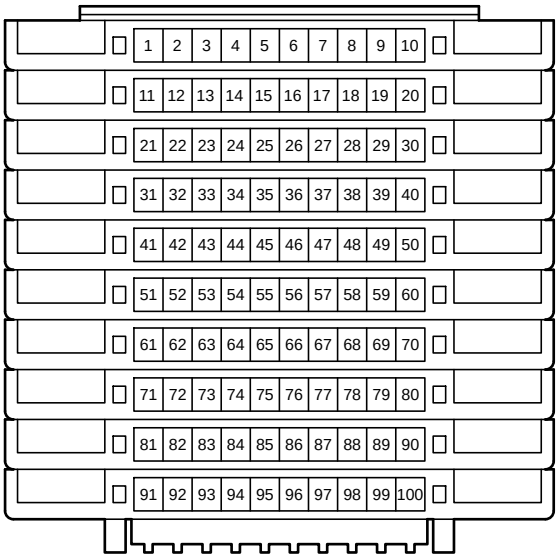

H141
Gray

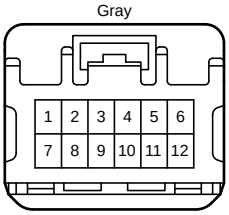

H142
Blue

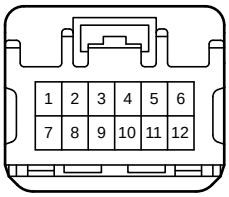

J 3
White

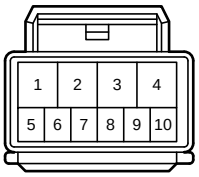

J 9
White

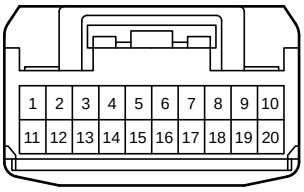

K 3
White

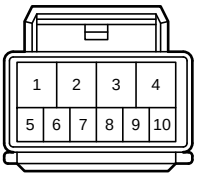

K 9
Blue

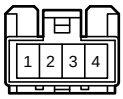

L 1
White

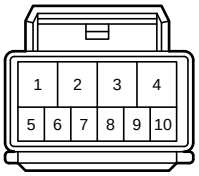

M 1
White

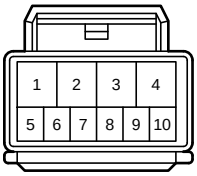

P 5
White

P 12
White

Q 1
Yellow

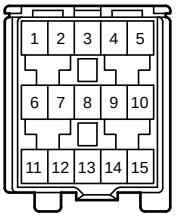

Q 3
White

Q 7
White

Q 17
White

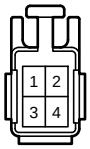

Q 18
White

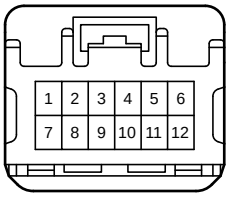

Q 19
Gray

2A
White

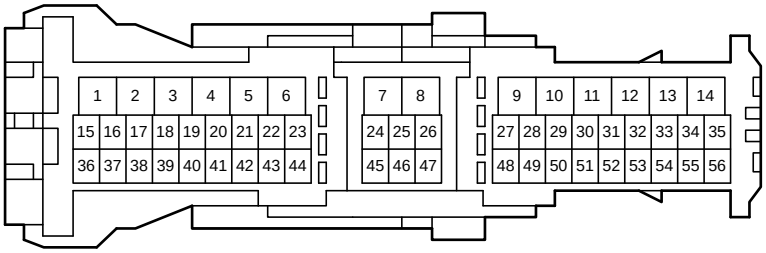

2B
White

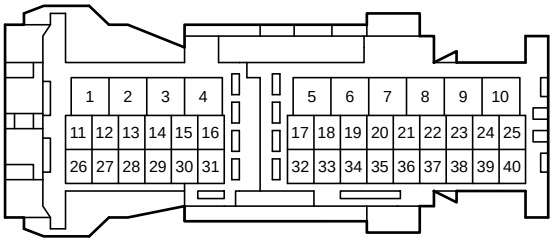

2C
White

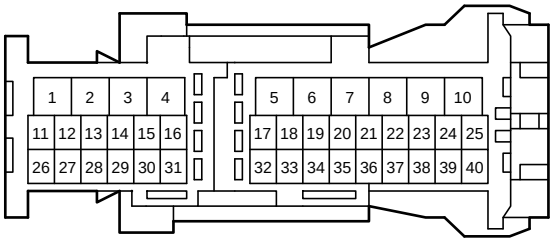

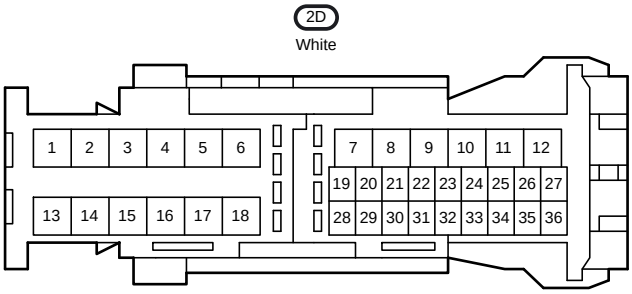
2D
White
1 2 3 4 5 6 7 8 9 10 11 12
19 20 21 22 23 24 25 26 27
13 14 15 16 17 18
28 29 30 31 32 33 34 35 36

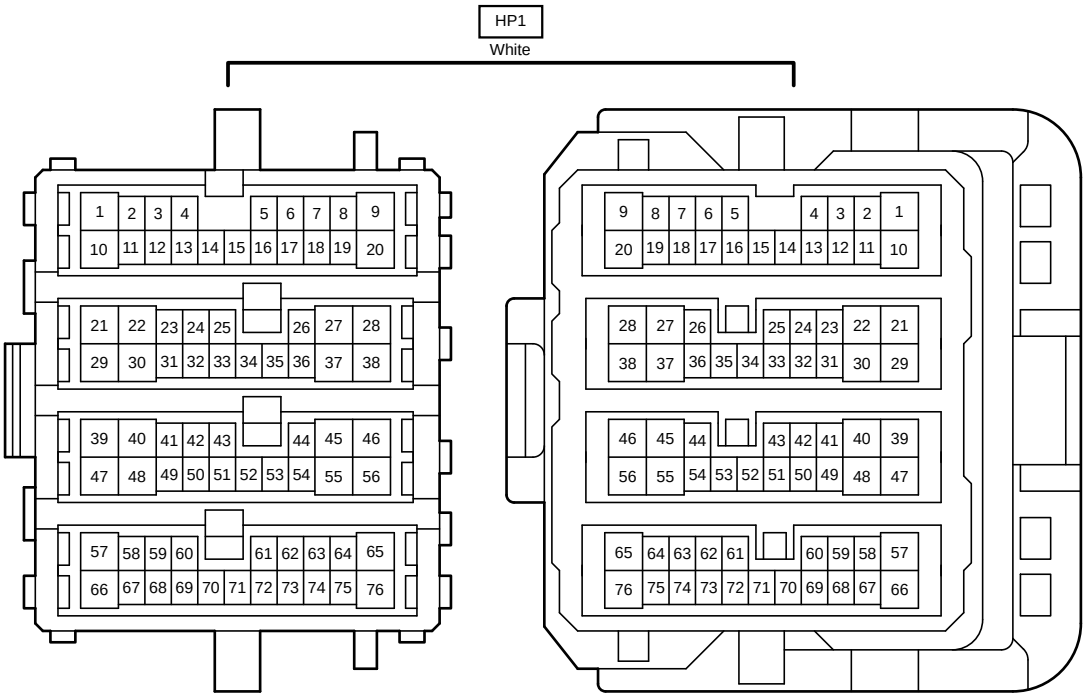
HP1
White
1 2 3 4 5 6 7 8 9
10 11 12 13 14 15 16 17 18 19 20
21 22 23 24 25 26 27 28
29 30 31 32 33 34 35 36 37 38
39 40 41 42 43 44 45 46
47 48 49 50 51 52 53 54 55 56
57 58 59 60 61 62 63 64 65
66 67 68 69 70 71 72 73 74 75 76
9 8 7 6 5 4 3 2 1
20 19 18 17 16 15 14 13 12 11 10
28 27 26 25 24 23 22 21
38 37 36 35 34 33 32 31 30 29
46 45 44 43 42 41 40 39
56 55 54 53 52 51 50 49 48 47
65 64 63 62 61 60 59 58 57
76 75 74 73 72 71 70 69 68 67 66

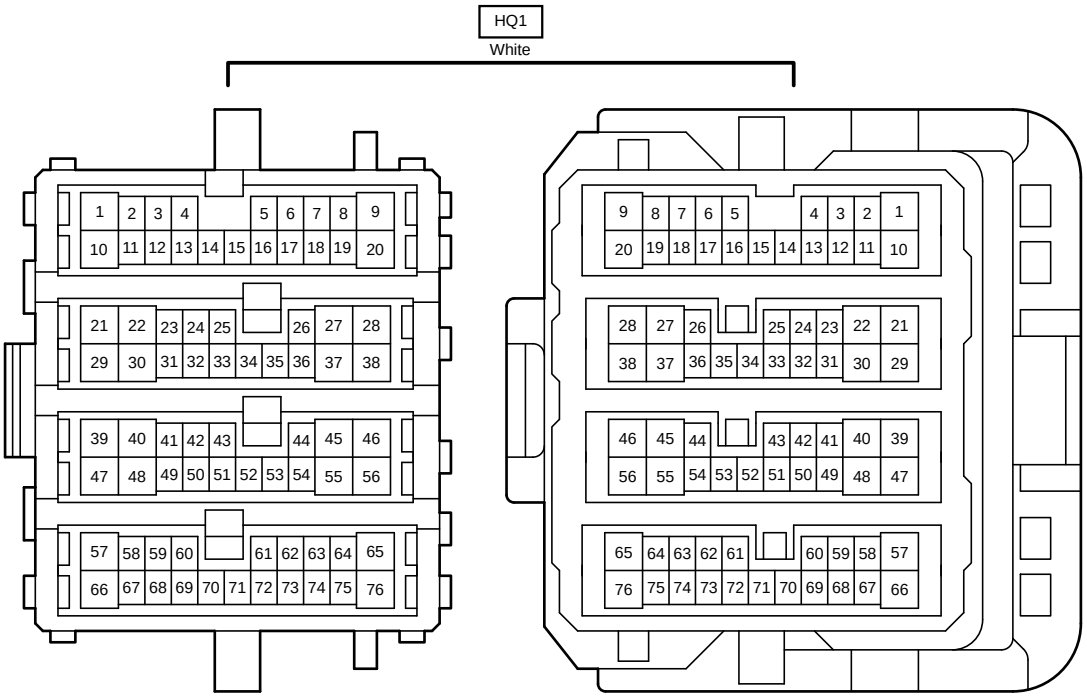
HQ1
White
1 2 3 4 5 6 7 8 9
10 11 12 13 14 15 16 17 18 19 20
21 22 23 24 25 26 27 28
29 30 31 32 33 34 35 36 37 38
39 40 41 42 43 44 45 46
47 48 49 50 51 52 53 54 55 56
57 58 59 60 61 62 63 64 65
66 67 68 69 70 71 72 73 74 75 76
9 8 7 6 5 4 3 2 1
20 19 18 17 16 15 14 13 12 11 10
28 27 26 25 24 23 22 21
38 37 36 35 34 33 32 31 30 29
46 45 44 43 42 41 40 39
56 55 54 53 52 51 50 49 48 47
65 64 63 62 61 60 59 58 57
76 75 74 73 72 71 70 69 68 67 66

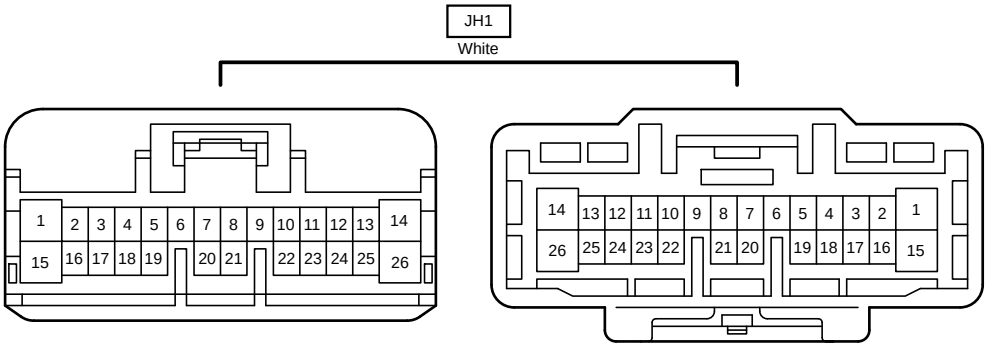
JH1
White
1 2 3 4 5 6 7 8 9 10 11 12 13 14
15 16 17 18 19 20 21 22 23 24 25 26
14 13 12 11 10 9 8 7 6 5 4 3 2 1
26 25 24 23 22 21 20 19 18 17 16 15

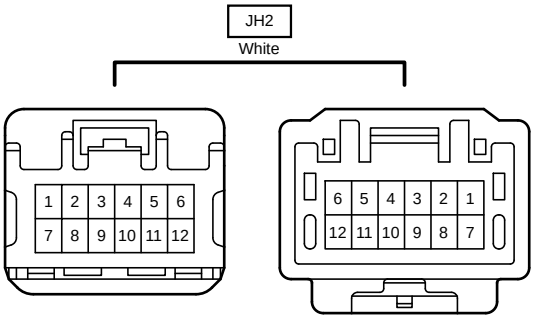
JH2
White
1 2 3 4 5 6
7 8 9 10 11 12
6 5 4 3 2 1
12 11 10 9 8 7

KH1
White

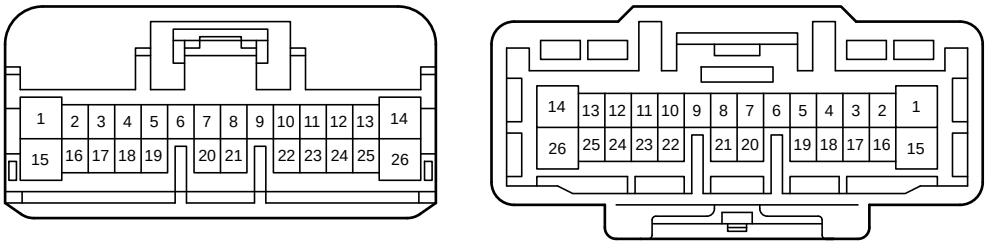

KH2
White

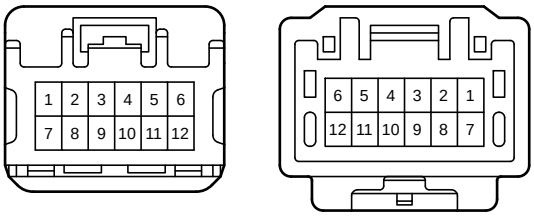

LQ1
White

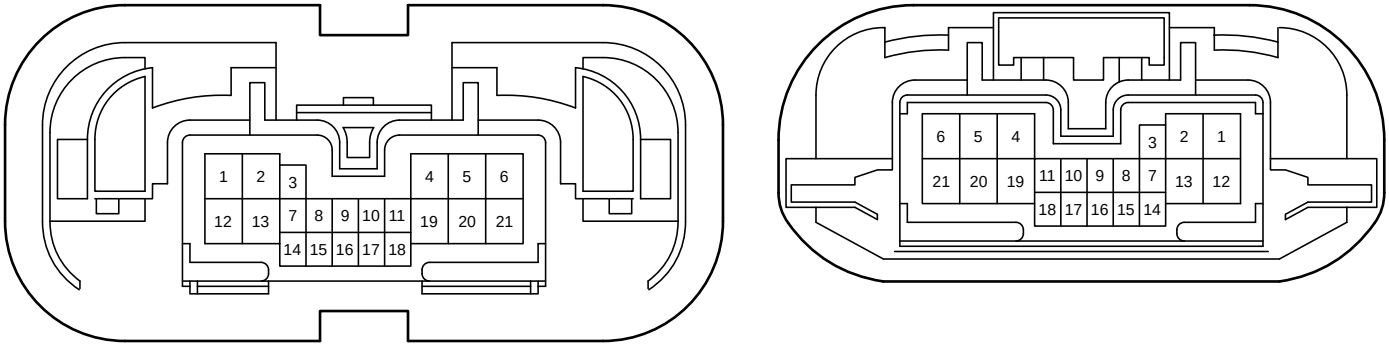
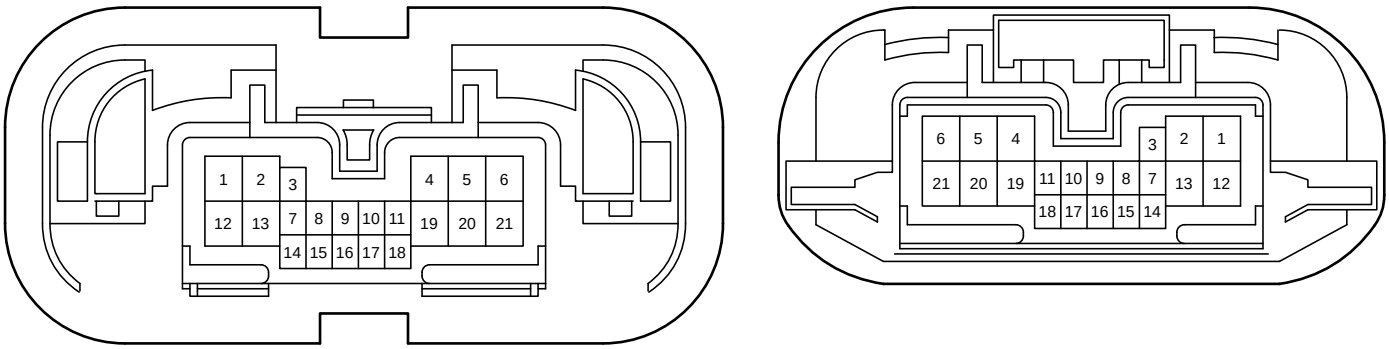
MP1
White