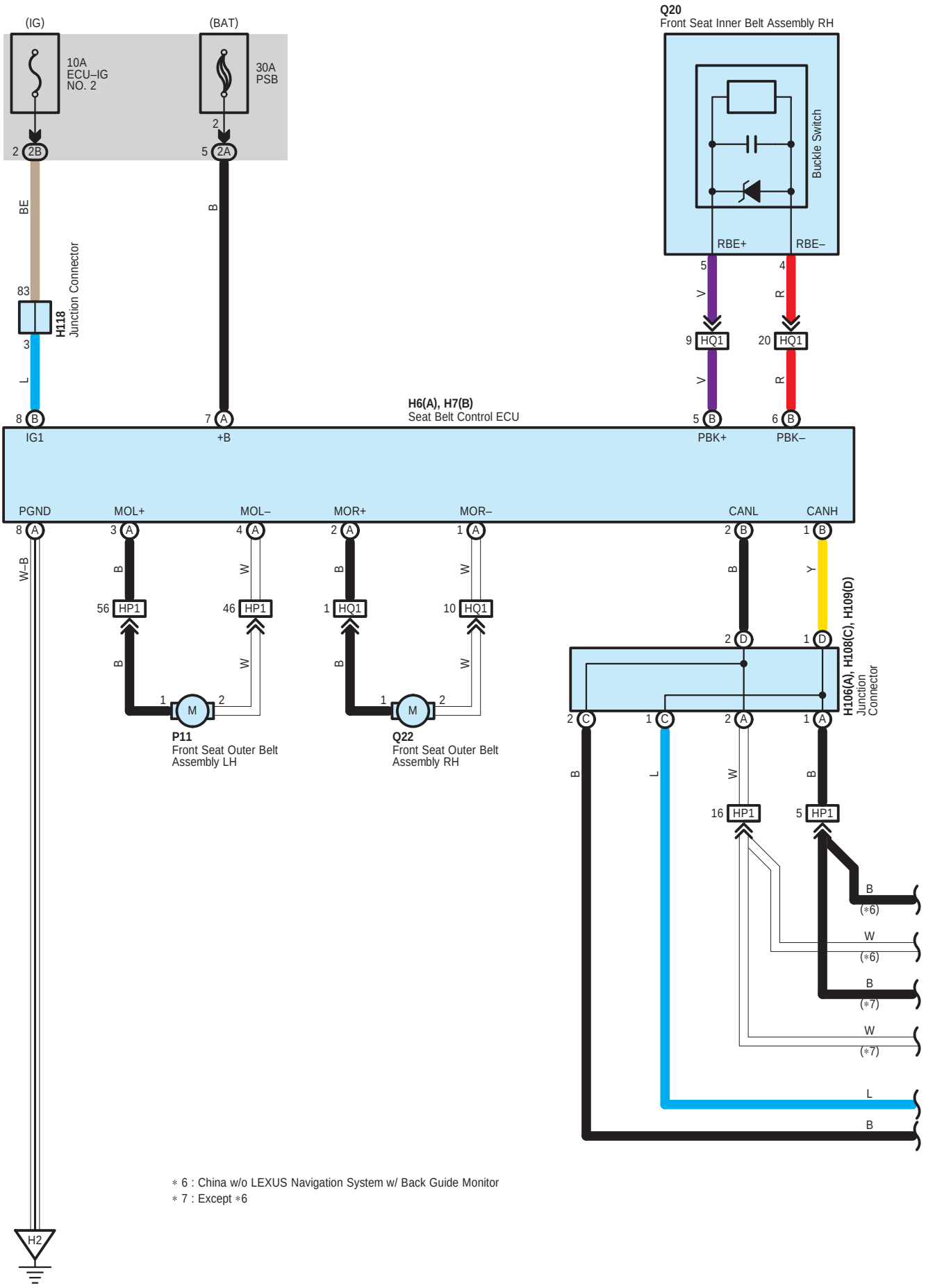

* 6 : China w/o LEXUS Navigation System w/ Back Guide Monitor
* 7 : Except *6

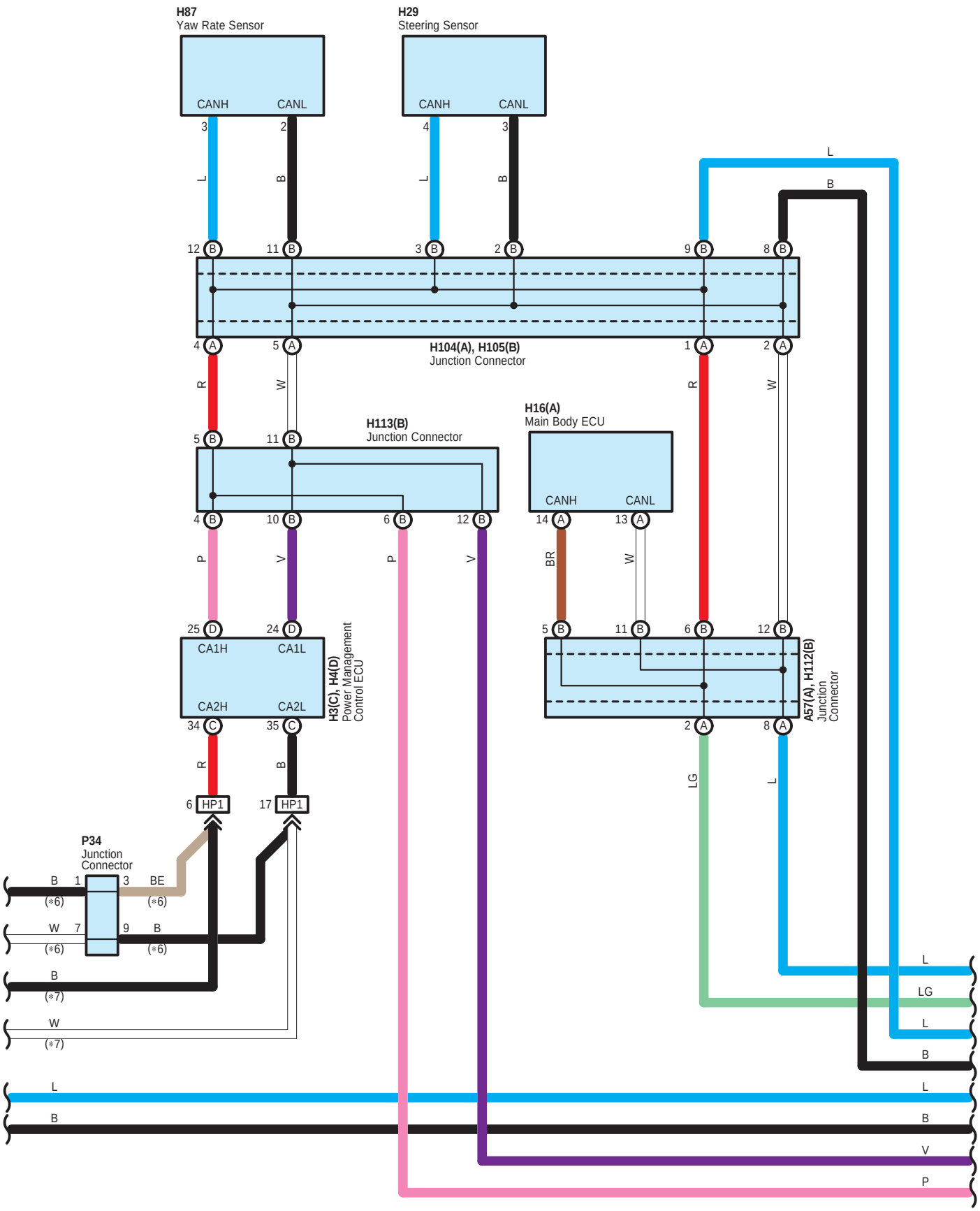
H87
Yaw Rate Sensor
CANH
CANL
H29
Steering Sensor
CANH
CANL
H104(A), H105(B)
Junction Connector
H113(B)
Junction Connector
H16(A)
Main Body ECU
CANH
CANL
CA1H
CA1L
CA2H
CA2L
H3(C), H4(D)
Power Management
Control ECU
A57(A), H112(B)
Junction
Connector
HP1
HP1
P34
Junction
Connector
(*6)
(*7)

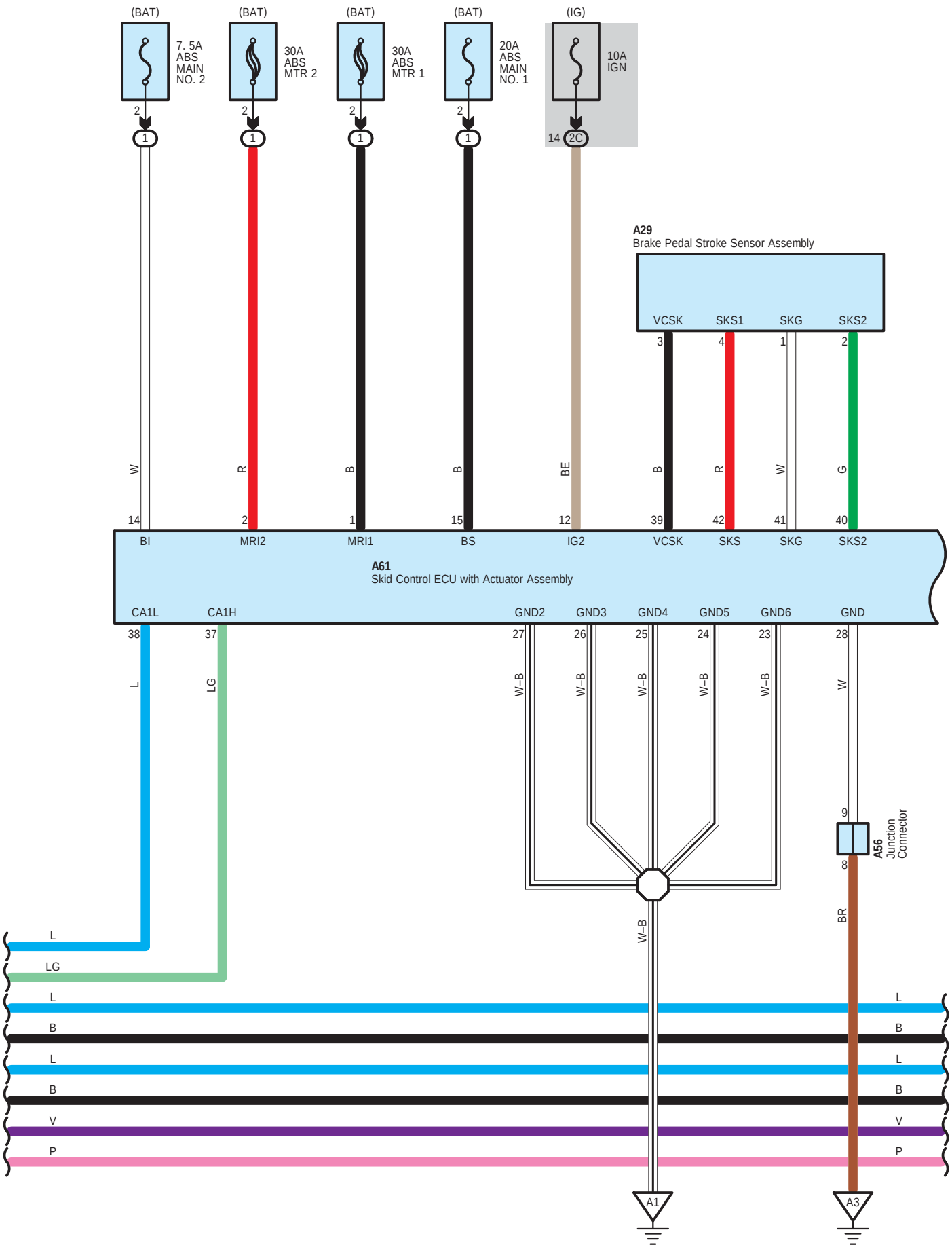
(BAT)
7. 5A
ABS
MAIN
NO. 2
(BAT)
30A
ABS
MTR 2
(BAT)
30A
ABS
MTR 1
(BAT)
20A
ABS
MAIN
NO. 1
(IG)
10A
IGN
A29
Brake Pedal Stroke Sensor Assembly
VCSK
SKS1
SKG
SKS2
BI
MRI2
MRI1
BS
IG2
VCSK
SKS
SKG
SKS2
A61
Skid Control ECU with Actuator Assembly
CA1L
CA1H
GND2
GND3
GND4
GND5
GND6
GND
A56
Junction
Connector
A1
A3

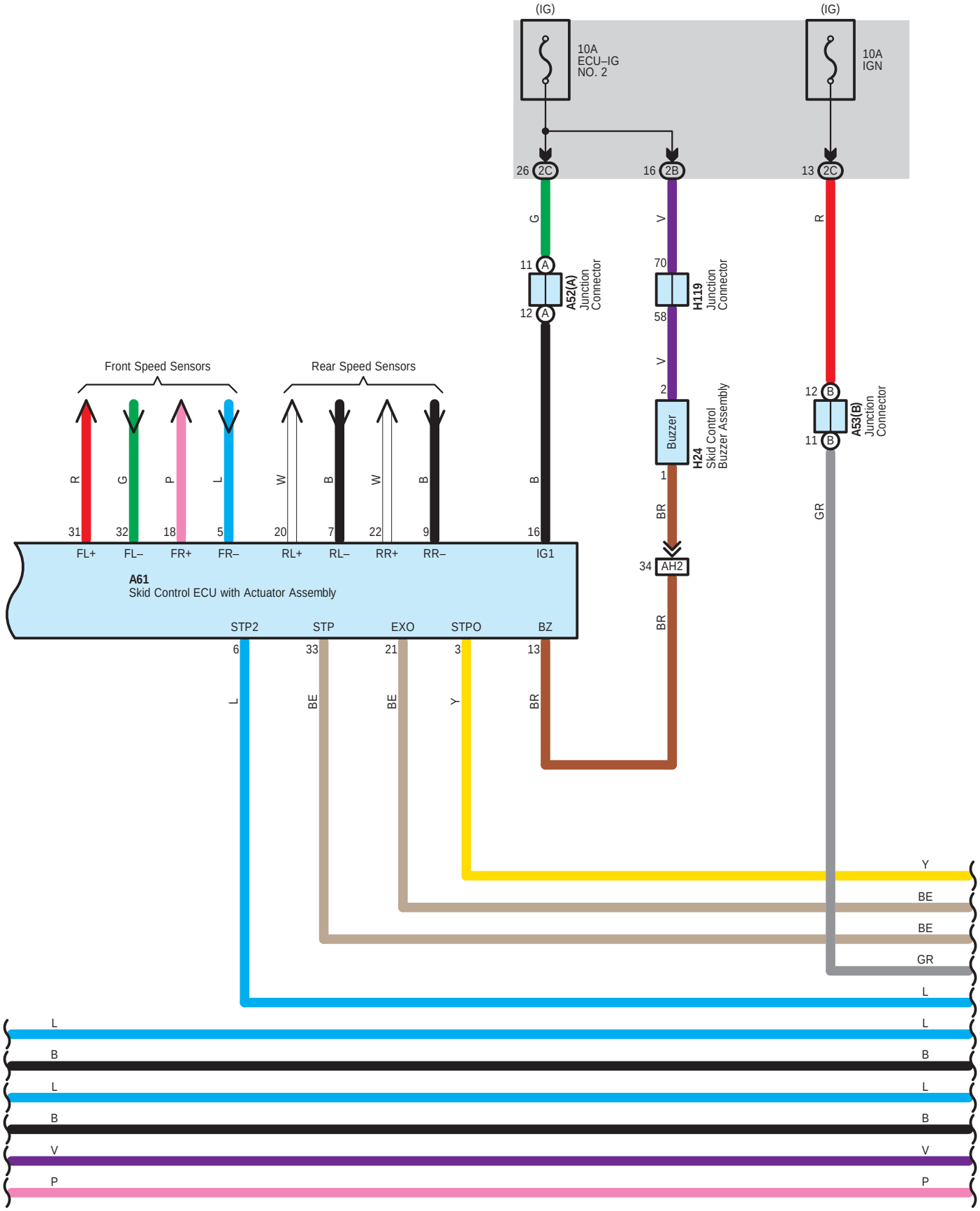
(IG)
10A
ECU–IG
NO. 2
(IG)
10A
IGN
26 2C
16 2B
13 2C
G
V
R
11 A
12 A
A52(A)
Junction
Connector
70
58
H119
Junction
Connector
V
2
Buzzer
H24
Skid Control
Buzzer Assembly
1
BR
34 AH2
12 B
11 B
A53(B)
Junction
Connector
GR
Front Speed Sensors
Rear Speed Sensors
R
G
P
L
W
B
W
B
B
31
32
18
5
20
7
22
9
16
FL+
FL–
FR+
FR–
RL+
RL–
RR+
RR–
IG1
A61
Skid Control ECU with Actuator Assembly
STP2
STP
EXO
STPO
BZ
6
33
21
3
13
L
BE
BE
Y
BR
BR
Y
BE
BE
GR
L
L
L
B
B
L
L
B
B
V
V
P
P

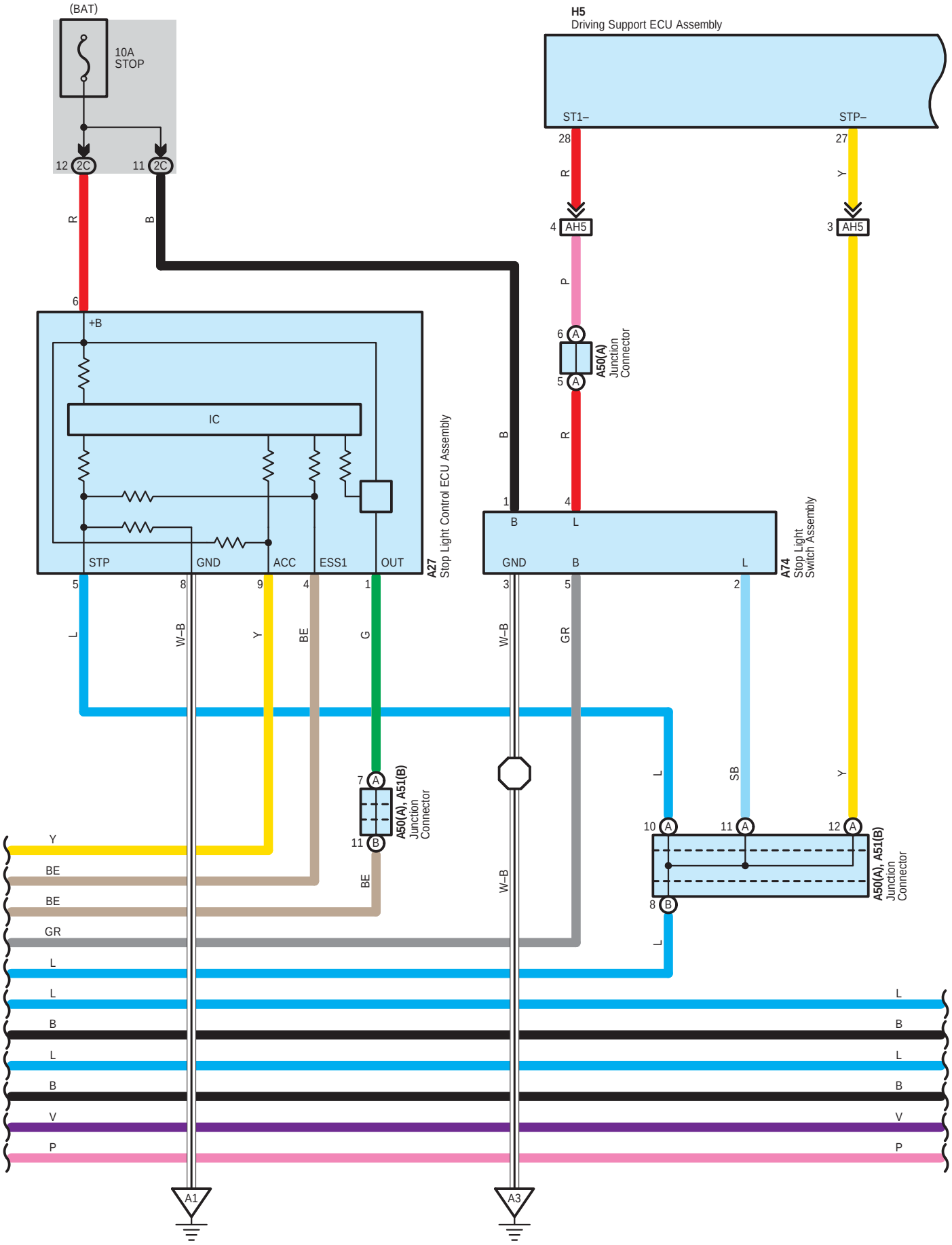
(BAT)
10A
STOP
12 2C
11 2C
R
B
6
+B
IC
STP
GND
ACC
ESS1
OUT
A27
Stop Light Control ECU Assembly
5
8
9
4
1
L
W–B
Y
BE
G
H5
Driving Support ECU Assembly
ST1–
STP–
28
27
R
Y
4 AH5
3 AH5
P
6 A
5 A
A50(A)
Junction
Connector
B
R
1
4
B
L
GND
B
L
A74
Stop Light
Switch Assembly
3
5
2
W–B
GR
SB
7 A
11 B
A50(A), A51(B)
Junction
Connector
10 A
11 A
12 A
8 B
A50(A), A51(B)
Junction
Connector
Y
BE
BE
GR
L
L
B
L
B
V
P
A1
A3

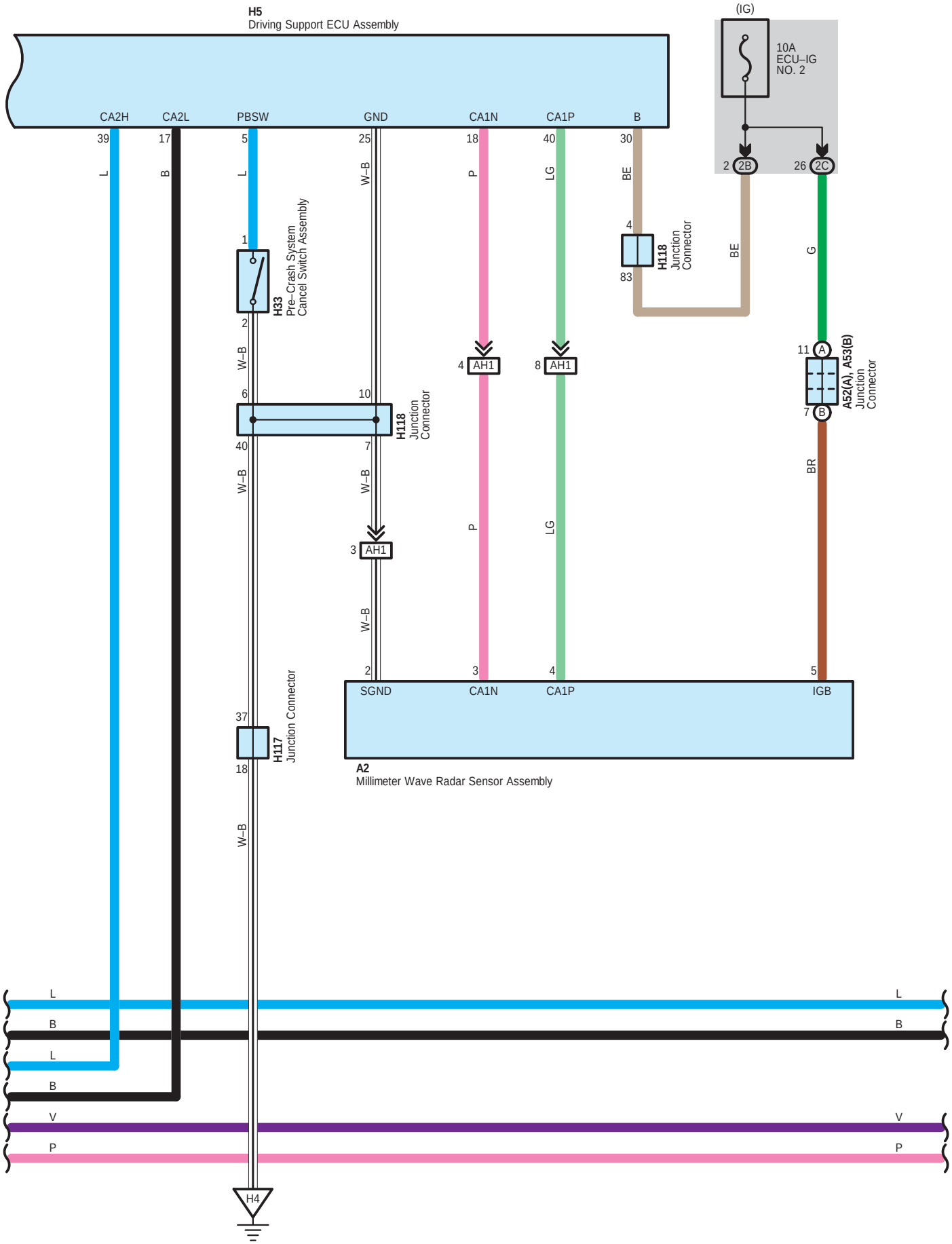
H5
Driving Support ECU Assembly
CA2H
CA2L
PBSW
GND
CA1N
CA1P
B
39
17
5
25
18
40
30
L
B
L
W–B
P
LG
BE
(IG)
10A
ECU–IG
NO. 2
2
2B
26
2C
4
83
H118
Junction
Connector
BE
G
1
2
H33
Pre–Crash System
Cancel Switch Assembly
W–B
6
40
10
7
H118
Junction
Connector
4
AH1
8
AH1
11
A
7
B
A52(A), A53(B)
Junction
Connector
BR
W–B
W–B
3
AH1
P
LG
W–B
2
3
4
5
SGND
CA1N
CA1P
IGB
A2
Millimeter Wave Radar Sensor Assembly
37
18
H117
Junction Connector
W–B
L
B
L
B
V
P
L
B
V
P
H4

∗ 1 : w/ Rear Pretensioner
∗ 2 : w/o Rear Pretensioner
∗ 3 : Europe
∗ 4 : Except Europe
∗ 8 : Before Aug. 2014 Production
∗ 9 : From Aug. 2014 Production

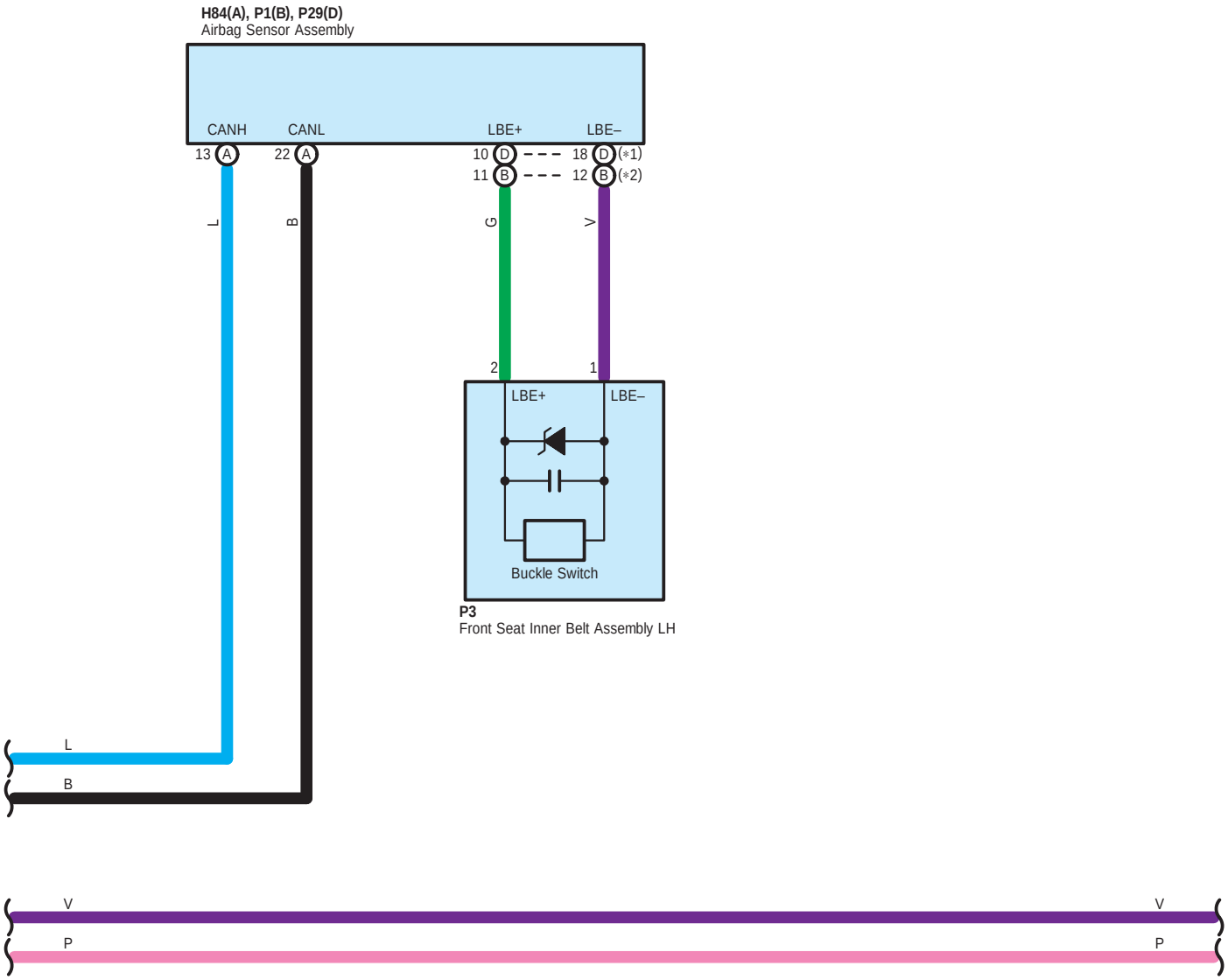

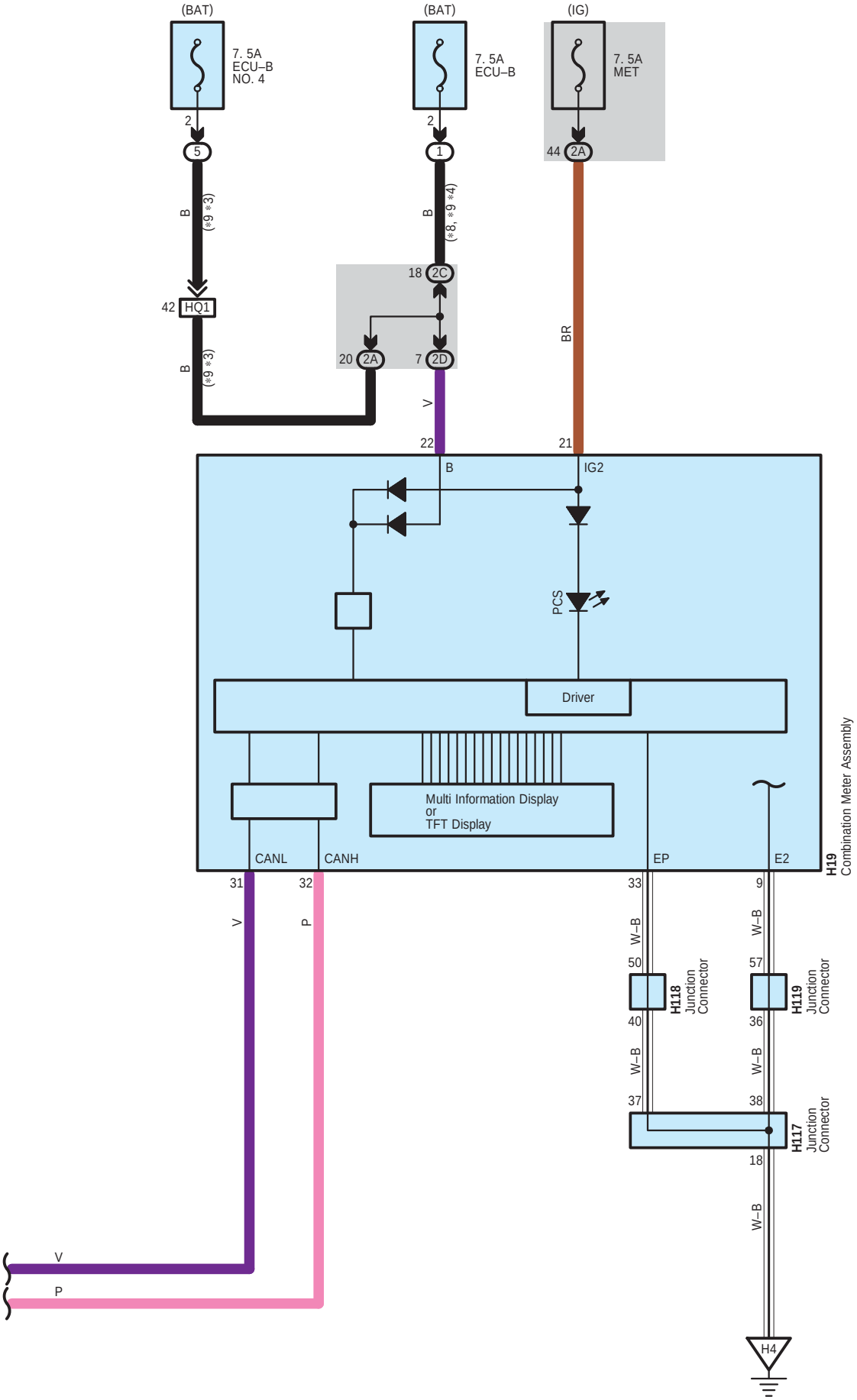
(BAT)
7. 5A
ECU–B
NO. 4
(BAT)
7. 5A
ECU–B
(IG)
7. 5A
MET
2
5
B
(*9 *3)
42
HQ1
B
(*9 *3)
2
1
B
(*8, *9 *4)
18
2C
20
2A
7
2D
V
22
44
2A
BR
21
B
IG2
PCS
Driver
Multi Information Display
or
TFT Display
CANL
CANH
EP
E2
H19
Combination Meter Assembly
31
32
33
9
V
P
W–B
50
40
57
36
H118
Junction
Connector
H119
Junction
Connector
37
38
H117
Junction
Connector
18
H4
V
P

A 2
Black



A 27
Black

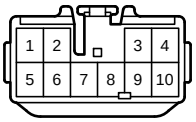

A 29
Black



A 50
White

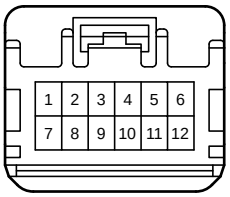

A 51
White

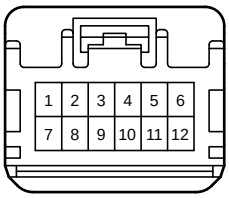

A 52
Black

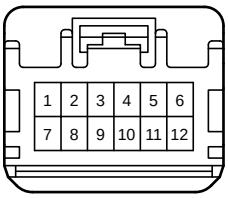

A 53
Black

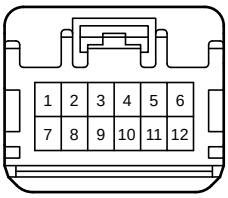

A 56
White

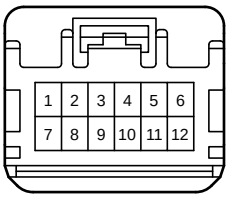

A 57
Blue

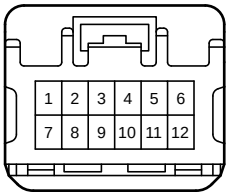

A 61
Gray

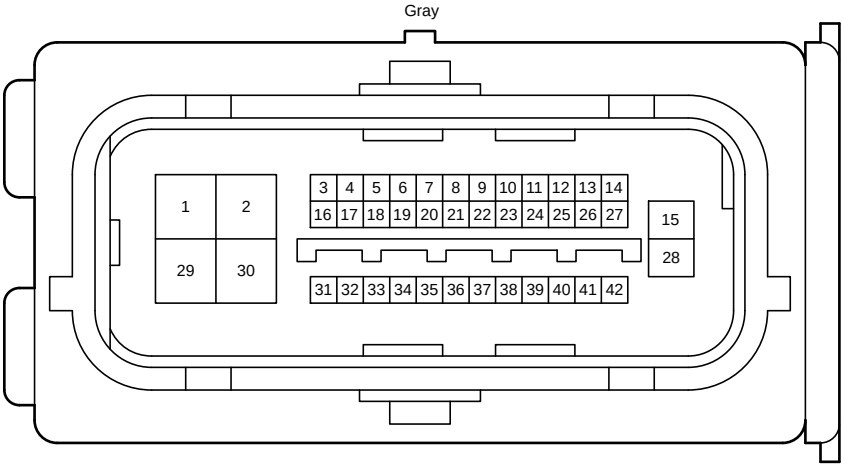

A 74
White

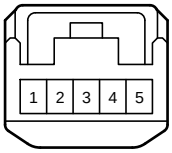

H 3
Gray

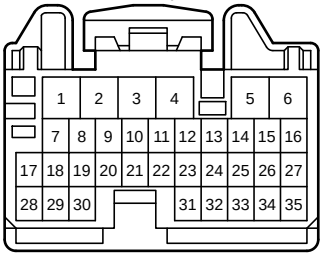

H 4
Gray

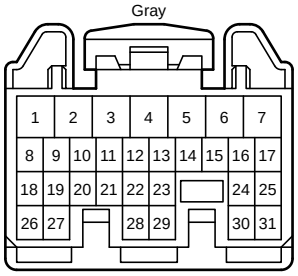

H 5
White

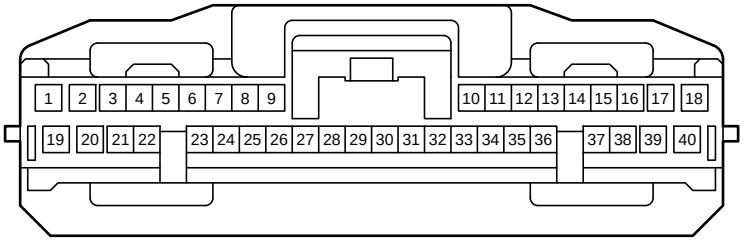

H 6
White

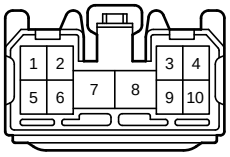

H 7
White

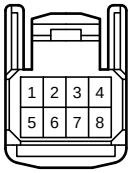

H 16
Black

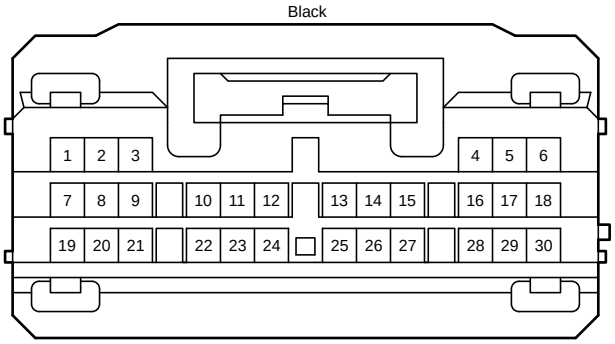

H 19
White

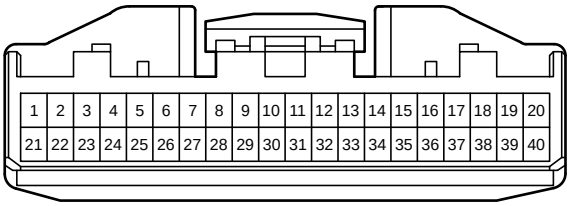

H 24
Blue

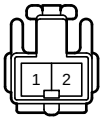

H 29
White

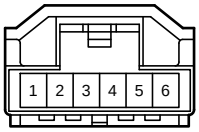

H 33
White



H 84
Yellow

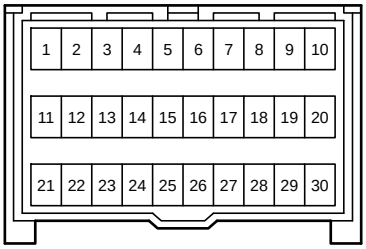

H 87
Black



H104
White

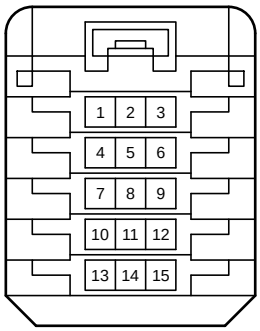

H105
White

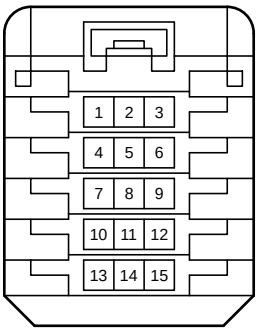

H106
White

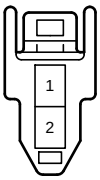

H108
White

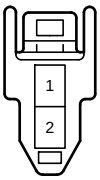

H109
White

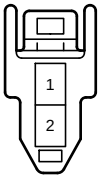

H112
Blue

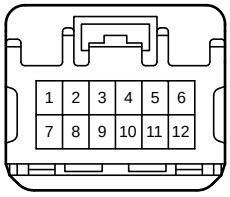

H113
Gray

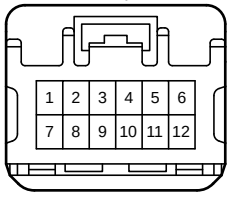

H117
White

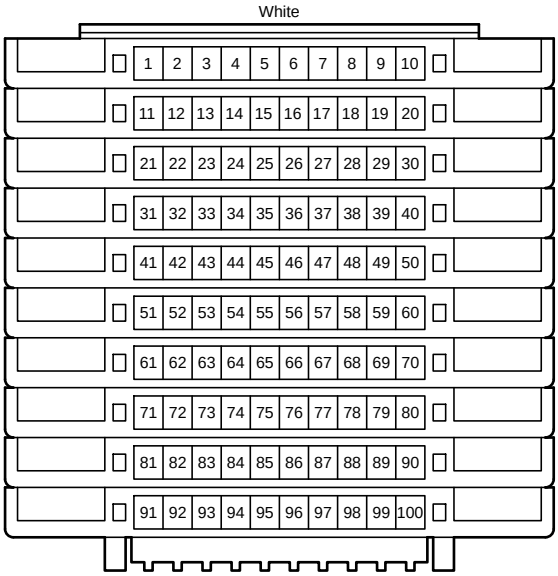

H118
White

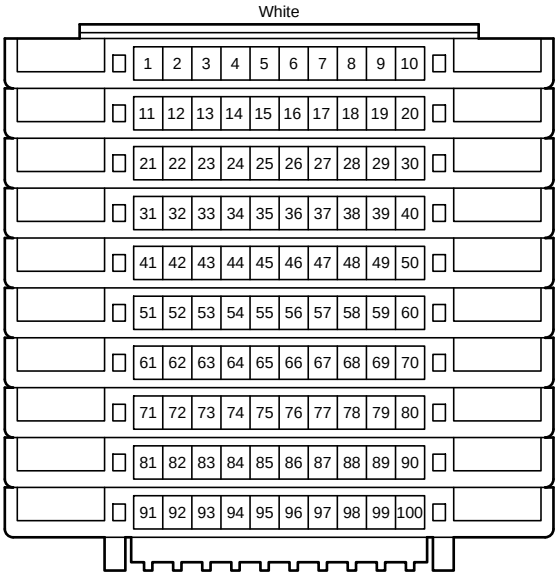

H119
White

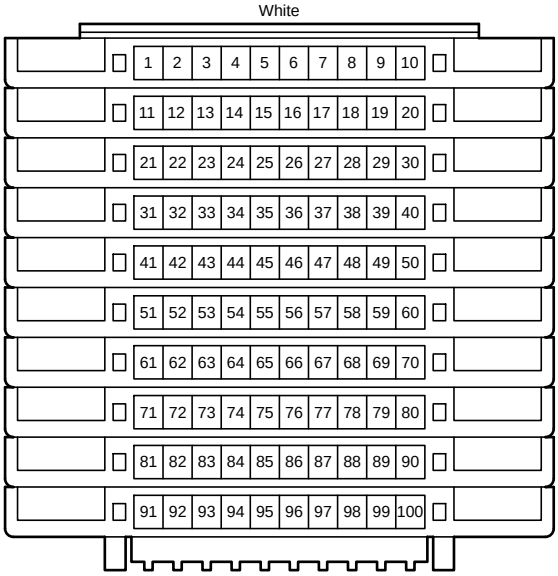

P 1
Yellow

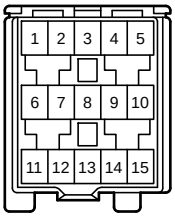

P 3
Gray

P 11
White

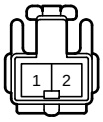

P 29
Yellow

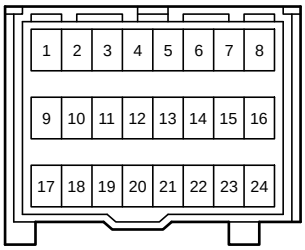

P 34
White

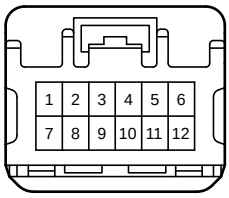

Q 20
White

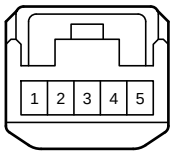

Q 22
White

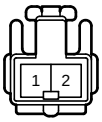

2A
White

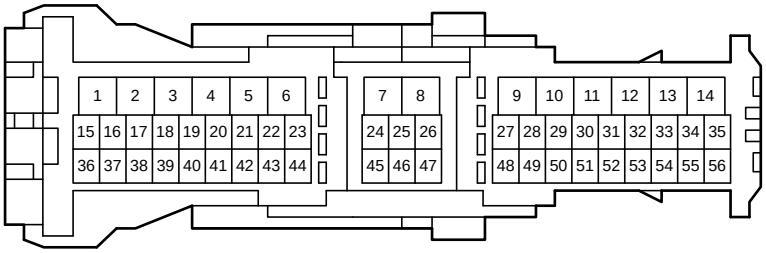

2B
White

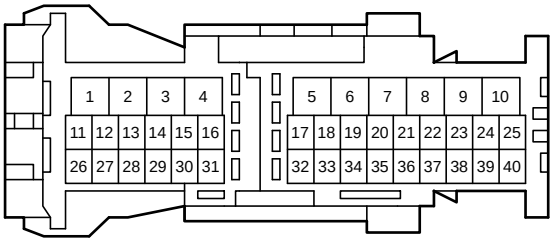

2C
White

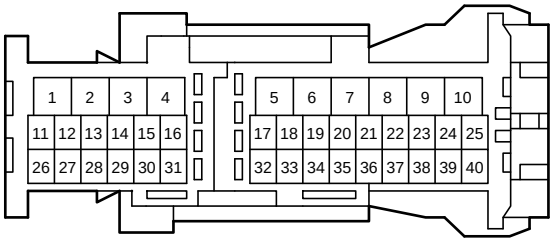

2D
White

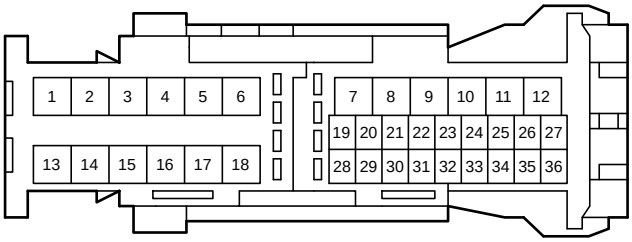

AH1
Blue

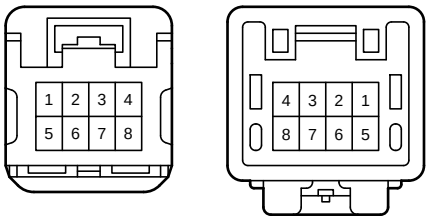

AH2
White

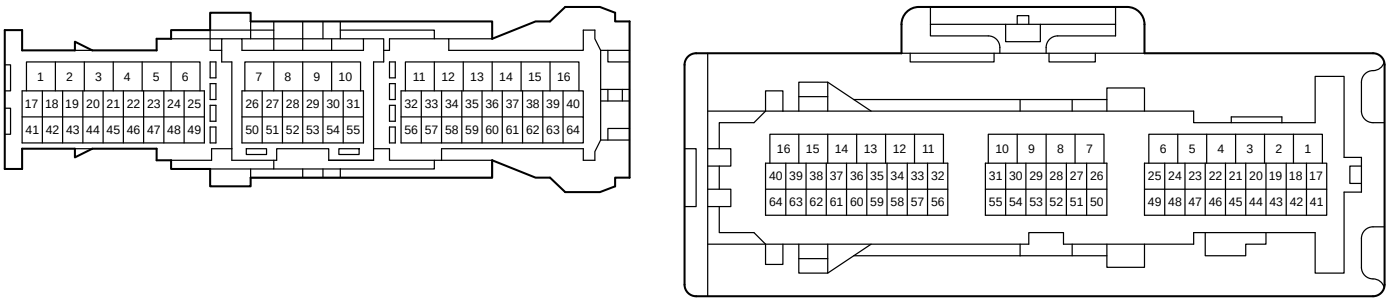

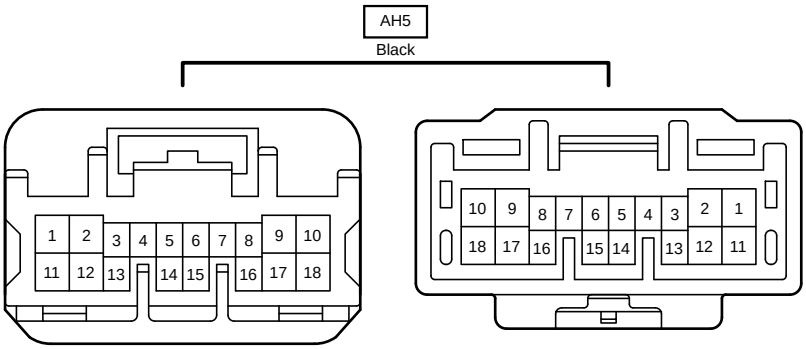
AH5
Black
1 2 3 4 5 6 7 8 9 10
11 12 13 14 15 16 17 18
10 9 8 7 6 5 4 3 2 1
18 17 16 15 14 13 12 11

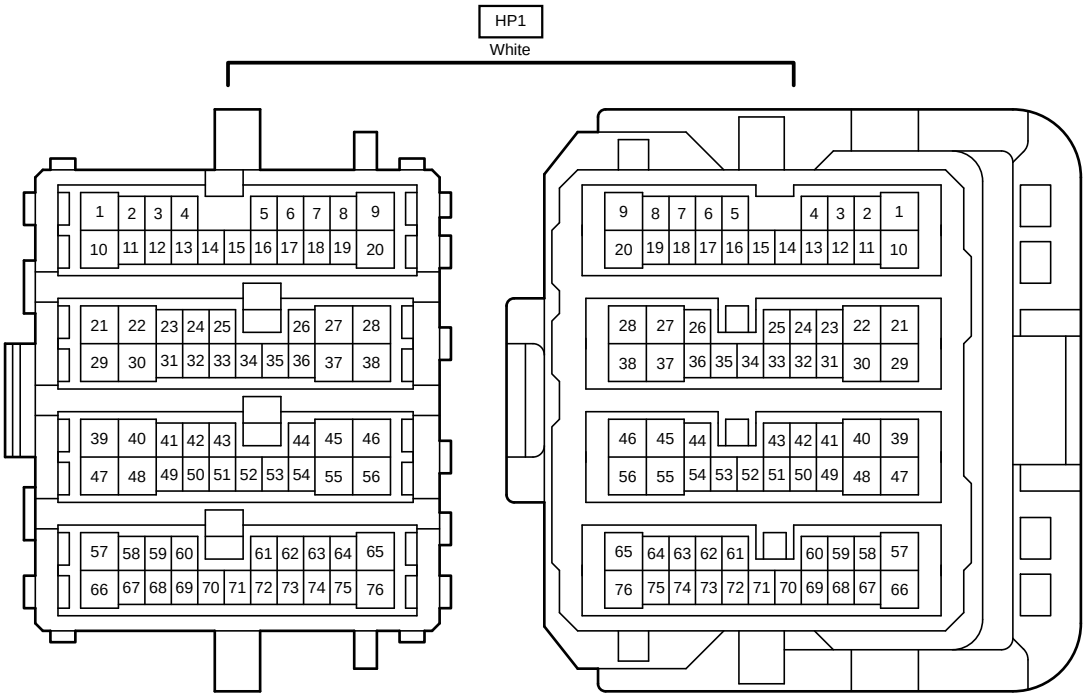
HP1
White
1 2 3 4 5 6 7 8 9
10 11 12 13 14 15 16 17 18 19 20
21 22 23 24 25 26 27 28
29 30 31 32 33 34 35 36 37 38
39 40 41 42 43 44 45 46
47 48 49 50 51 52 53 54 55 56
57 58 59 60 61 62 63 64 65
66 67 68 69 70 71 72 73 74 75 76
9 8 7 6 5 4 3 2 1
20 19 18 17 16 15 14 13 12 11 10
28 27 26 25 24 23 22 21
38 37 36 35 34 33 32 31 30 29
46 45 44 43 42 41 40 39
56 55 54 53 52 51 50 49 48 47
65 64 63 62 61 60 59 58 57
76 75 74 73 72 71 70 69 68 67 66

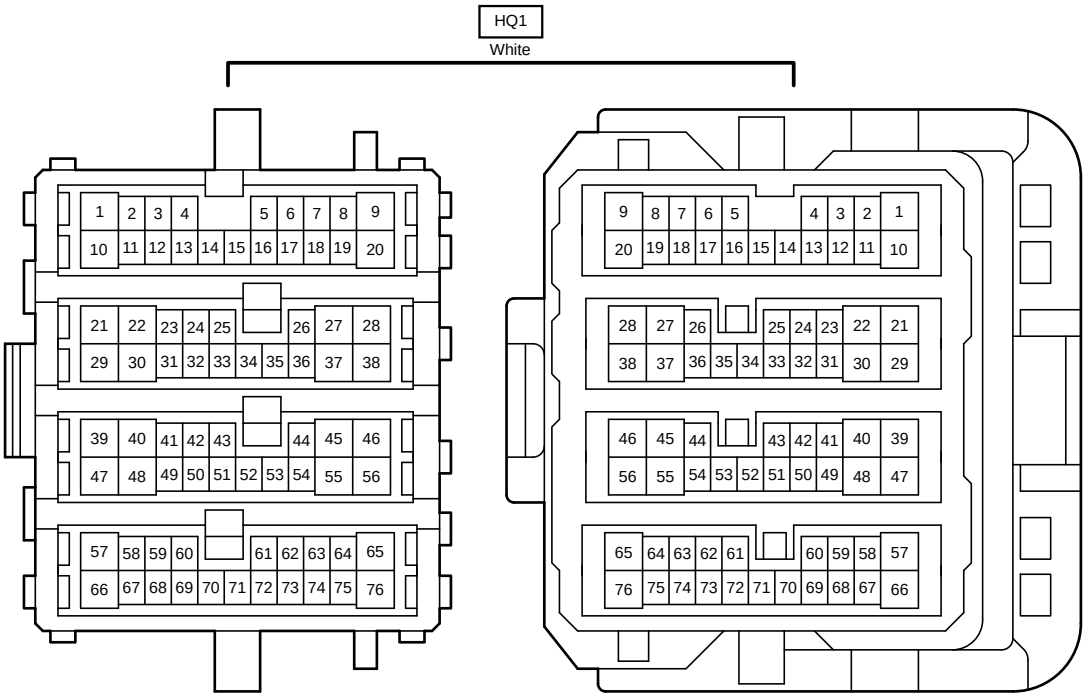
HQ1
White
1 2 3 4 5 6 7 8 9
10 11 12 13 14 15 16 17 18 19 20
21 22 23 24 25 26 27 28
29 30 31 32 33 34 35 36 37 38
39 40 41 42 43 44 45 46
47 48 49 50 51 52 53 54 55 56
57 58 59 60 61 62 63 64 65
66 67 68 69 70 71 72 73 74 75 76
9 8 7 6 5 4 3 2 1
20 19 18 17 16 15 14 13 12 11 10
28 27 26 25 24 23 22 21
38 37 36 35 34 33 32 31 30 29
46 45 44 43 42 41 40 39
56 55 54 53 52 51 50 49 48 47
65 64 63 62 61 60 59 58 57
76 75 74 73 72 71 70 69 68 67 66