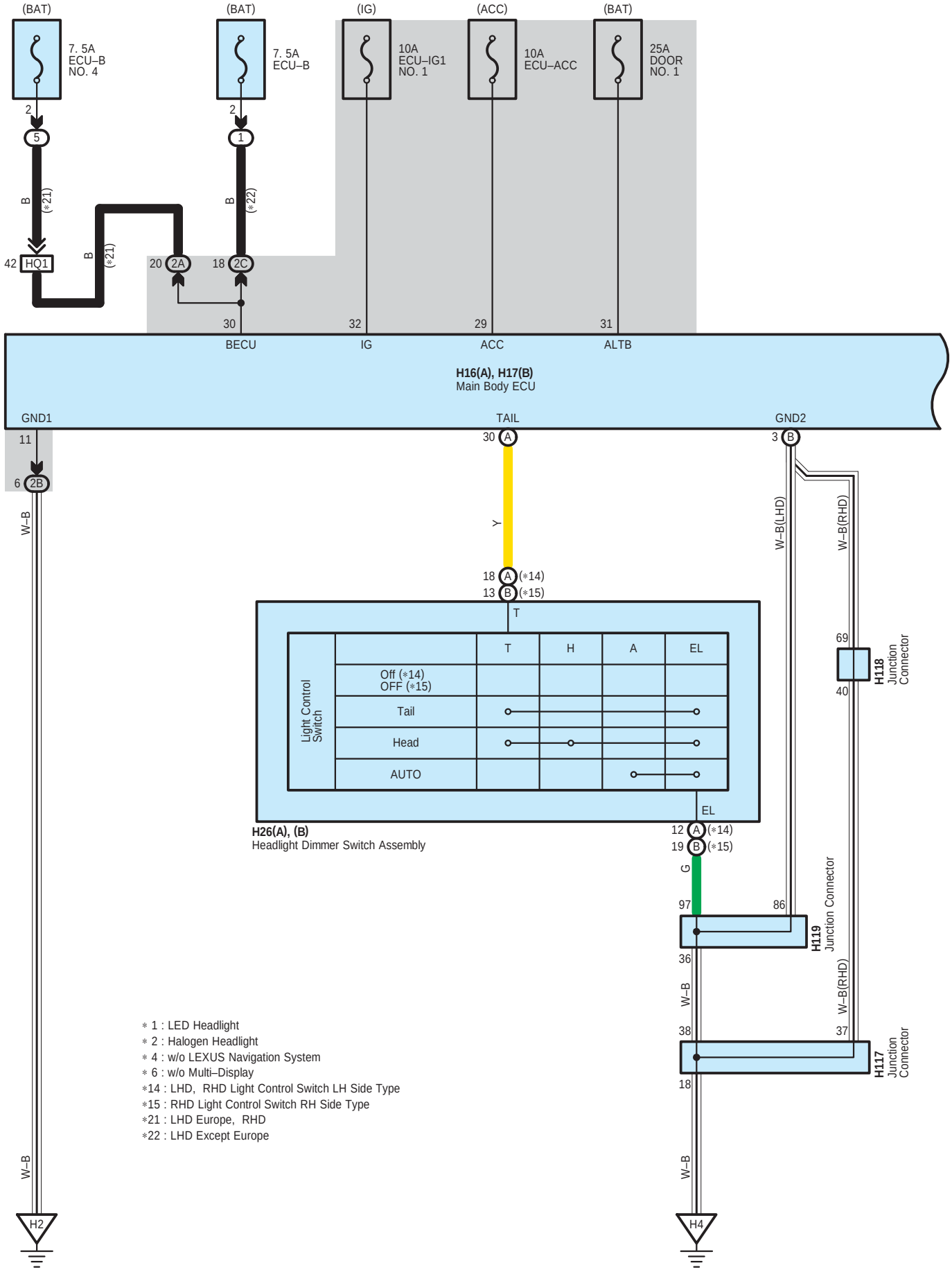
(BAT)
7. 5A
ECU–B
NO. 4
(BAT)
7. 5A
ECU–B
(IG)
10A
ECU–IG1
NO. 1
(ACC)
10A
ECU–ACC
(BAT)
25A
DOOR
NO. 1
2
5
B
(*21)
42 HQ1
B
(*21)
2
1
B
(*22)
20 2A
18 2C
30
BECU
32
IG
29
ACC
31
ALTB
H16(A), H17(B)
Main Body ECU
GND1
11
6 2B
W–B
H2
TAIL
30 A
Y
18 A (*14)
13 B (*15)
T
Light Control Switch
T
H
A
EL
Off (*14)
OFF (*15)
Tail
Head
AUTO
EL
H26(A), (B)
Headlight Dimmer Switch Assembly
12 A (*14)
19 B (*15)
G
GND2
3 B
W–B(LHD)
W–B(RHD)
69
40
H118
Junction Connector
97
86
H119
Junction Connector
36
W–B
W–B(RHD)
38
37
H117
Junction Connector
18
W–B
H4
* 1 : LED Headlight
* 2 : Halogen Headlight
* 4 : w/o LEXUS Navigation System
* 6 : w/o Multi–Display
*14 : LHD, RHD Light Control Switch LH Side Type
*15 : RHD Light Control Switch RH Side Type
*21 : LHD Europe, RHD
*22 : LHD Except Europe

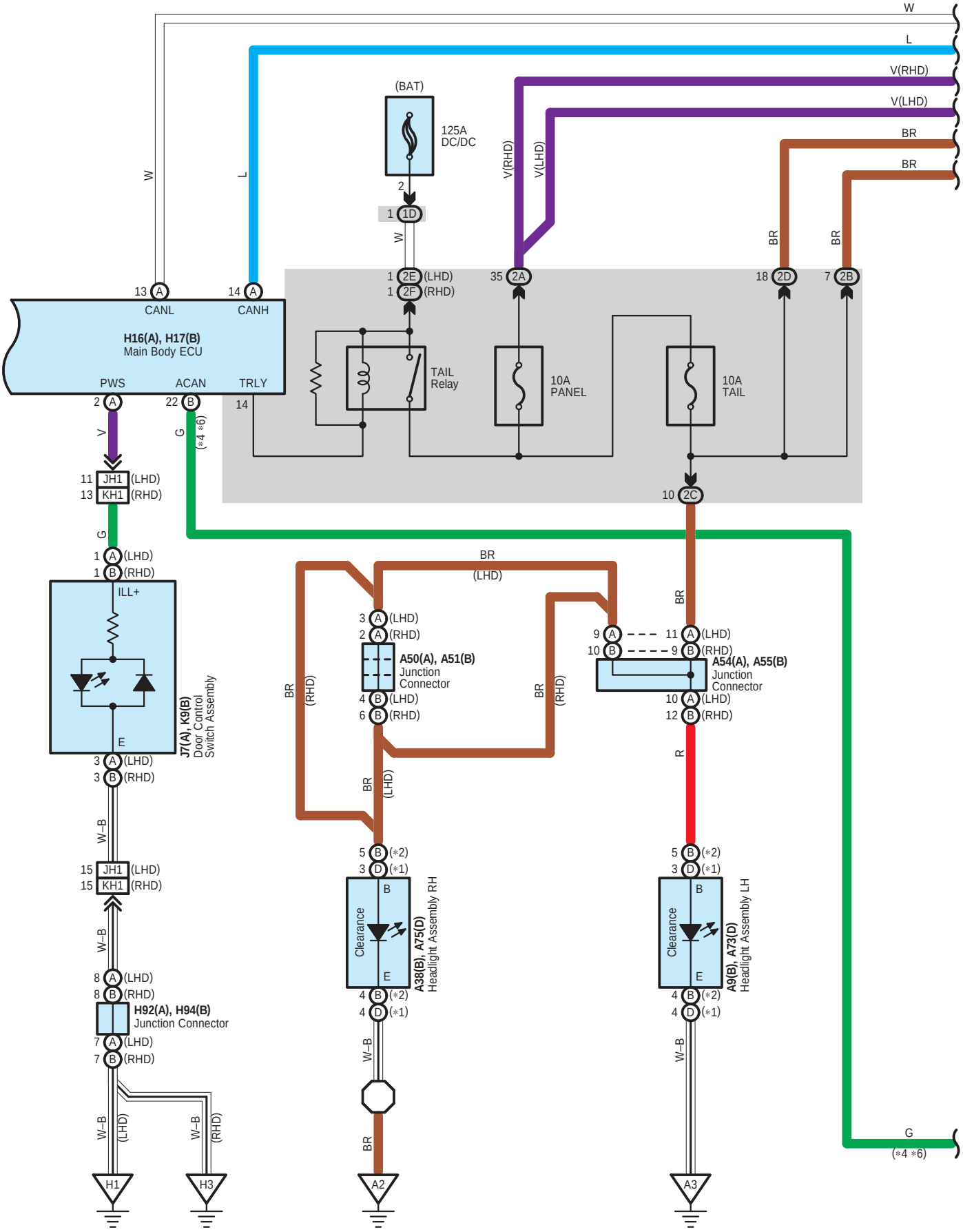
W
L
V(RHD)
V(LHD)
BR
BR
(BAT)
125A
DC/DC
2
1 1D
W
1 2E (LHD)
1 2F (RHD)
35 2A
18 2D
7 2B
13 A
14 A
CANL
CANH
H16(A), H17(B)
Main Body ECU
PWS
ACAN
TRLY
2 A
22 B
14
TAIL
Relay
10A
PANEL
10A
TAIL
10 2C
V
G
(*4 *6)
11 JH1 (LHD)
13 KH1 (RHD)
G
1 A (LHD)
1 B (RHD)
ILL+
E
J7(A), K9(B)
Door Control
Switch Assembly
3 A (LHD)
3 B (RHD)
W–B
15 JH1 (LHD)
15 KH1 (RHD)
W–B
8 A (LHD)
8 B (RHD)
H92(A), H94(B)
Junction Connector
7 A (LHD)
7 B (RHD)
W–B
(LHD)
W–B
(RHD)
H1
H3
BR
(LHD)
3 A (LHD)
2 A (RHD)
A50(A), A51(B)
Junction
Connector
4 B (LHD)
6 B (RHD)
BR
(RHD)
BR
(RHD)
BR
(LHD)
5 B (*2)
3 D (*1)
Clearance
B
E
A38(B), A75(D)
Headlight Assembly RH
4 B (*2)
4 D (*1)
W–B
BR
A2
BR
9 A
10 B
11 A (LHD)
9 B (RHD)
A54(A), A55(B)
Junction
Connector
10 A (LHD)
12 B (RHD)
R
5 B (*2)
3 D (*1)
Clearance
B
E
A9(B), A73(D)
Headlight Assembly LH
4 B (*2)
4 D (*1)
W–B
A3
G
(*4 *6)

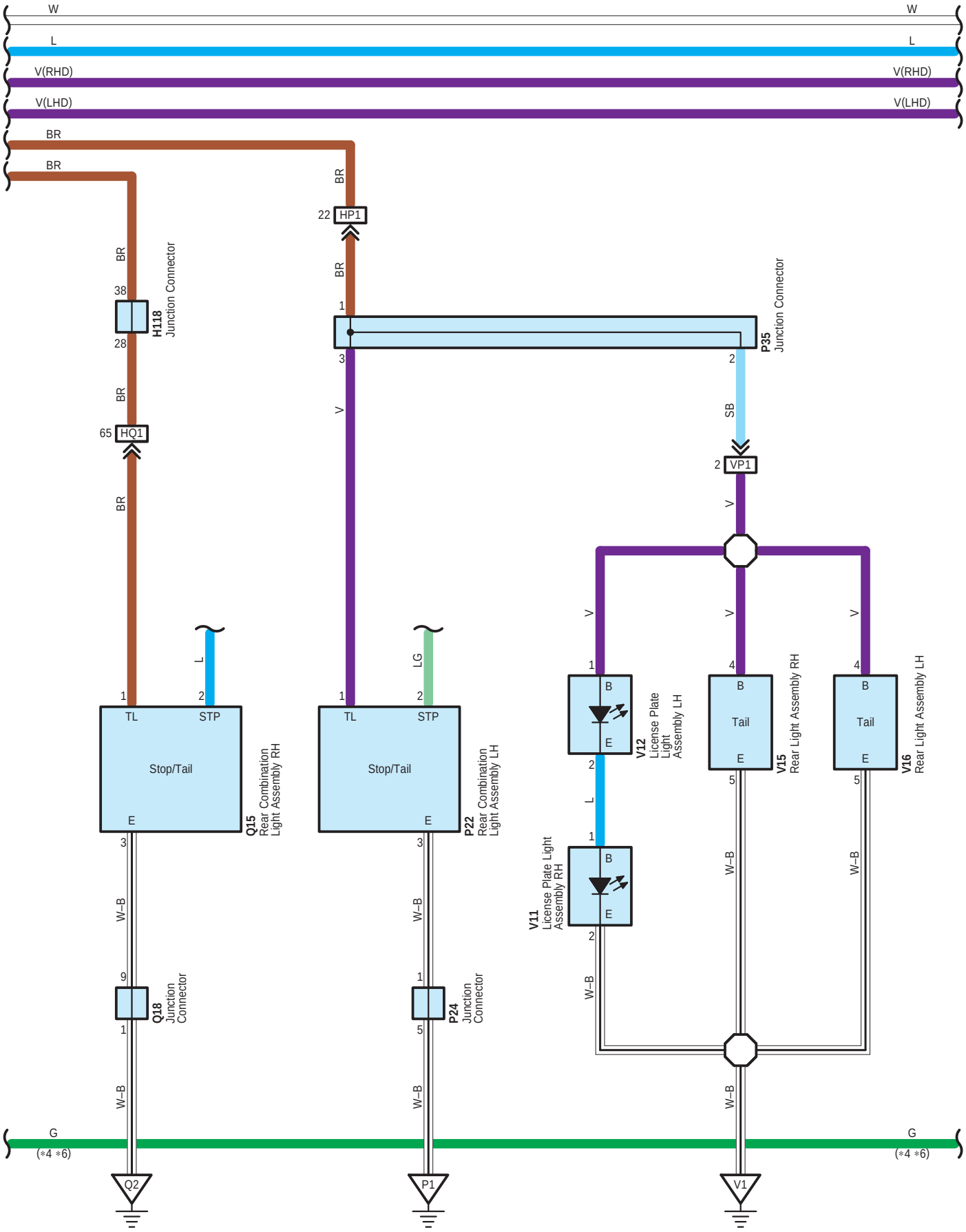
W
L
V(RHD)
V(LHD)
BR
22 HP1
38
28
H118
Junction Connector
65 HQ1
1
3
2
P35
Junction Connector
SB
2 VP1
V
L
LG
TL
STP
Stop/Tail
E
Q15
Rear Combination
Light Assembly RH
P22
Rear Combination
Light Assembly LH
W–B
9
Q18
Junction
Connector
P24
Junction
Connector
5
B
Tail
4
V12
License Plate
Light
Assembly LH
V11
License Plate Light
Assembly RH
V15
Rear Light Assembly RH
V16
Rear Light Assembly LH
G
(*4 *6)
Q2
P1
V1

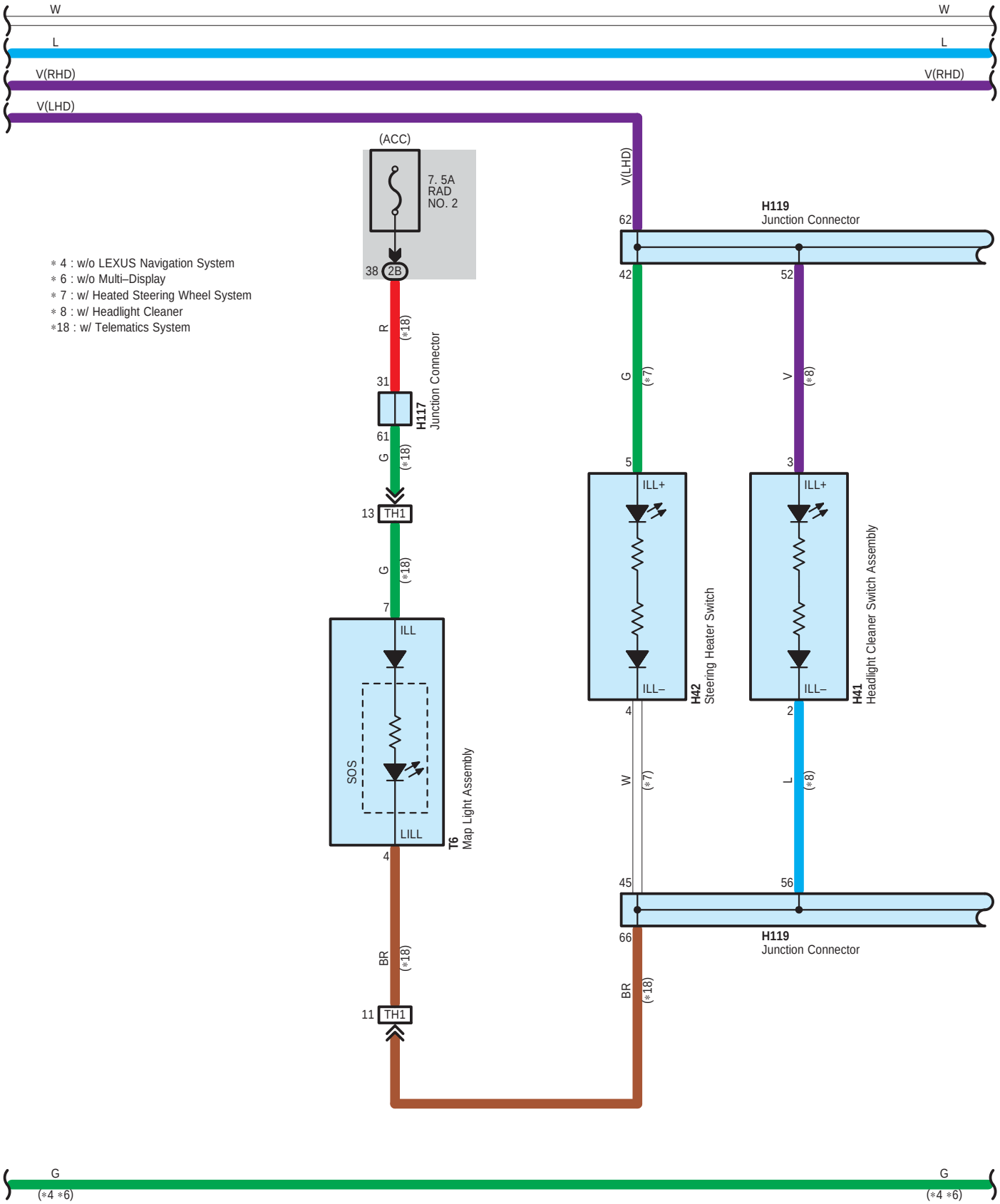


* 4 : w/o LEXUS Navigation System
* 6 : w/o Multi–Display
* 7 : w/ Heated Steering Wheel System
* 8 : w/ Headlight Cleaner
*18 : w/ Telematics System

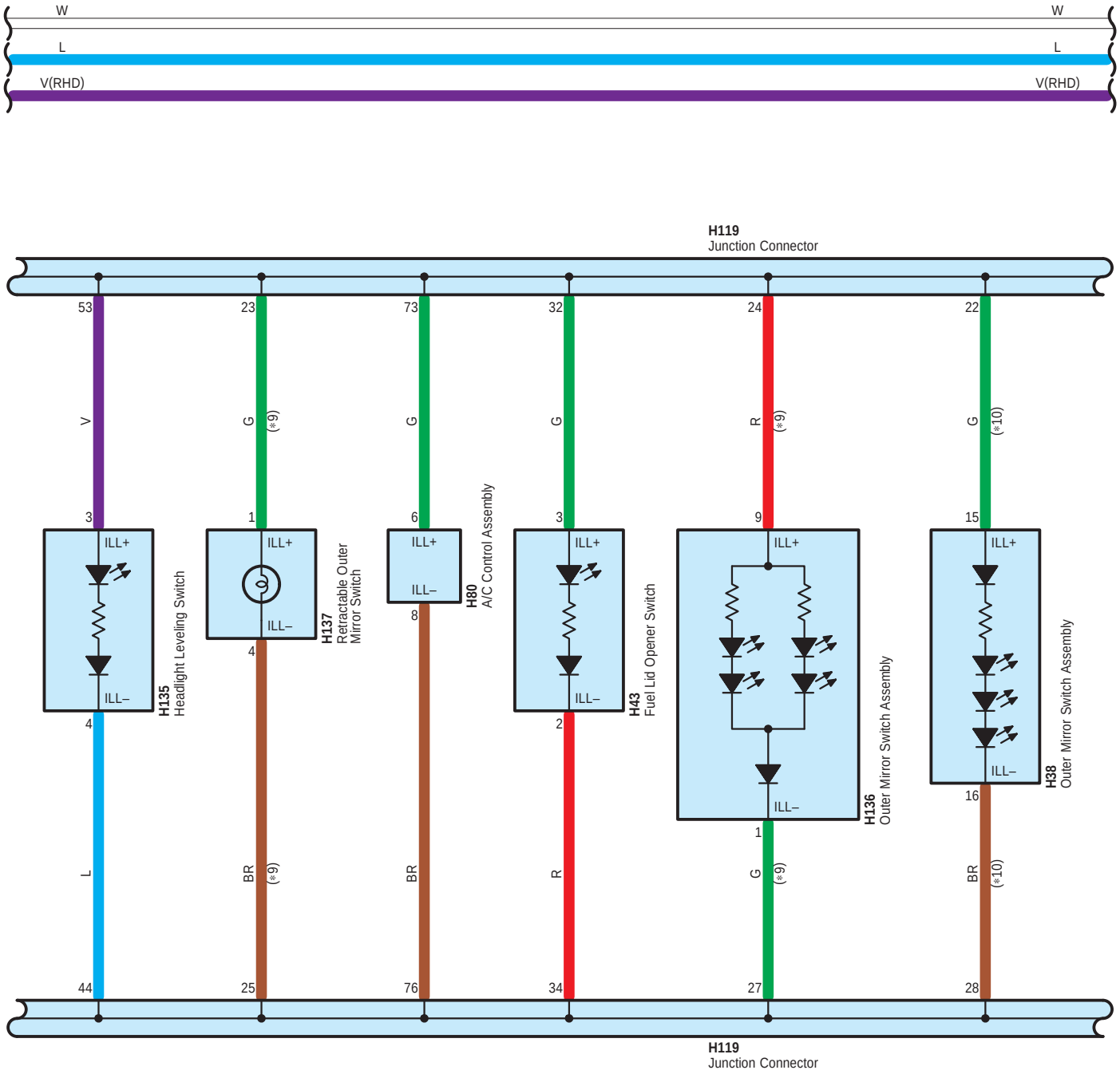


∗ 4 : w/o LEXUS Navigation System
∗ 6 : w/o Multi–Display
∗ 9 : w/ Seat Position Memory
∗10 : w/o Seat Position Memory
∗11 : w/ Parking Assist (LEXUS Parking Assist–Sensor)
∗23 : w/ Vehicle Proximity Notification System
∗24 : w/ Automatic High Beam

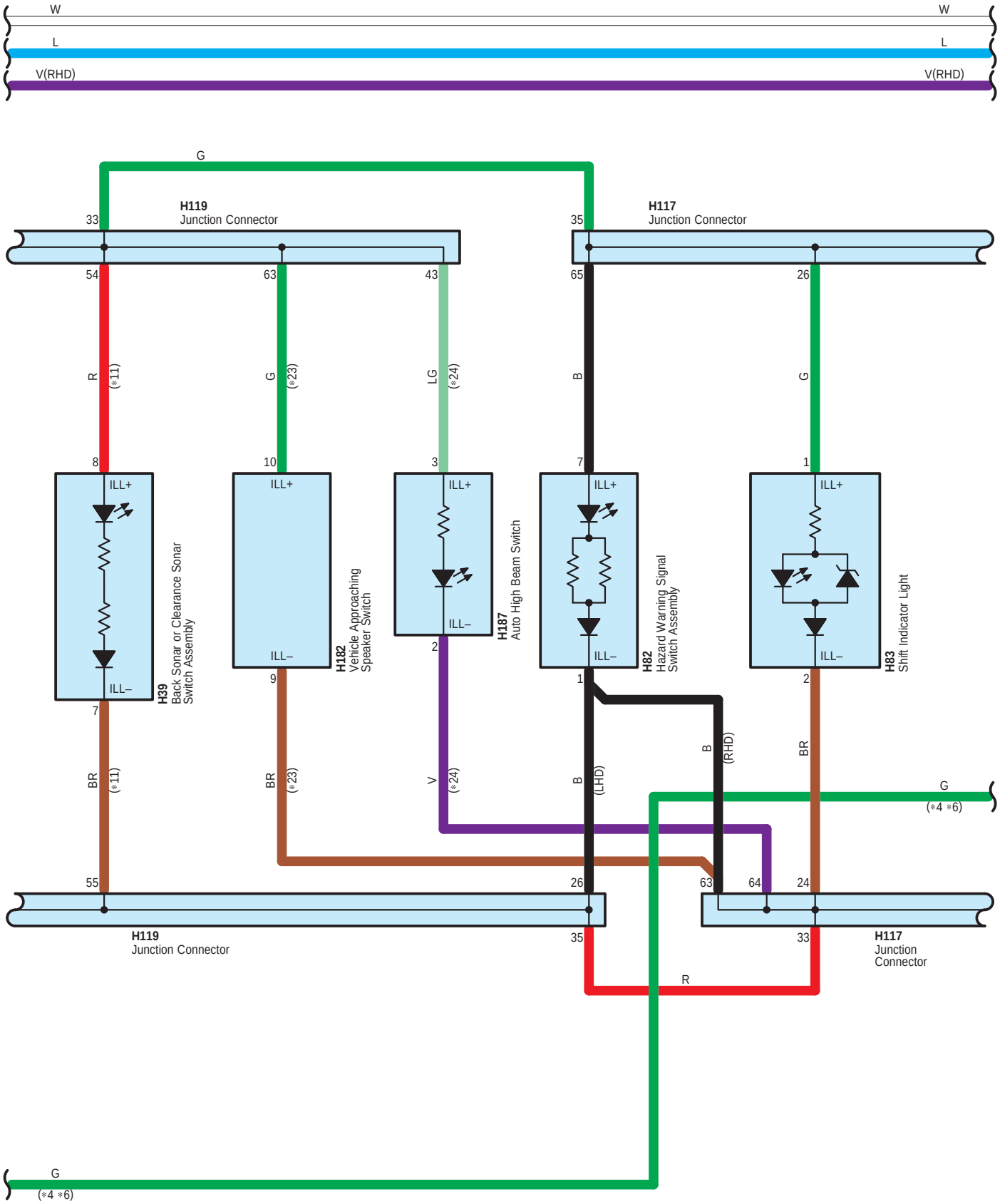
W
W
L
L
V(RHD)
V(RHD)
G
H119
Junction Connector
33
54
63
43
H117
Junction Connector
35
65
26
R
(*11)
G
(*23)
LG
(*24)
B
G
8
10
3
7
1
ILL+
ILL–
H39
Back Sonar or Clearance Sonar Switch Assembly
H182
Vehicle Approaching Speaker Switch
H187
Auto High Beam Switch
H82
Hazard Warning Signal Switch Assembly
H83
Shift Indicator Light
9
2
1
2
BR
(*11)
BR
(*23)
V
(*24)
B
(LHD)
B
(RHD)
BR
G
(*4 *6)
55
26
63
64
24
35
33
R
G
(*4 *6)

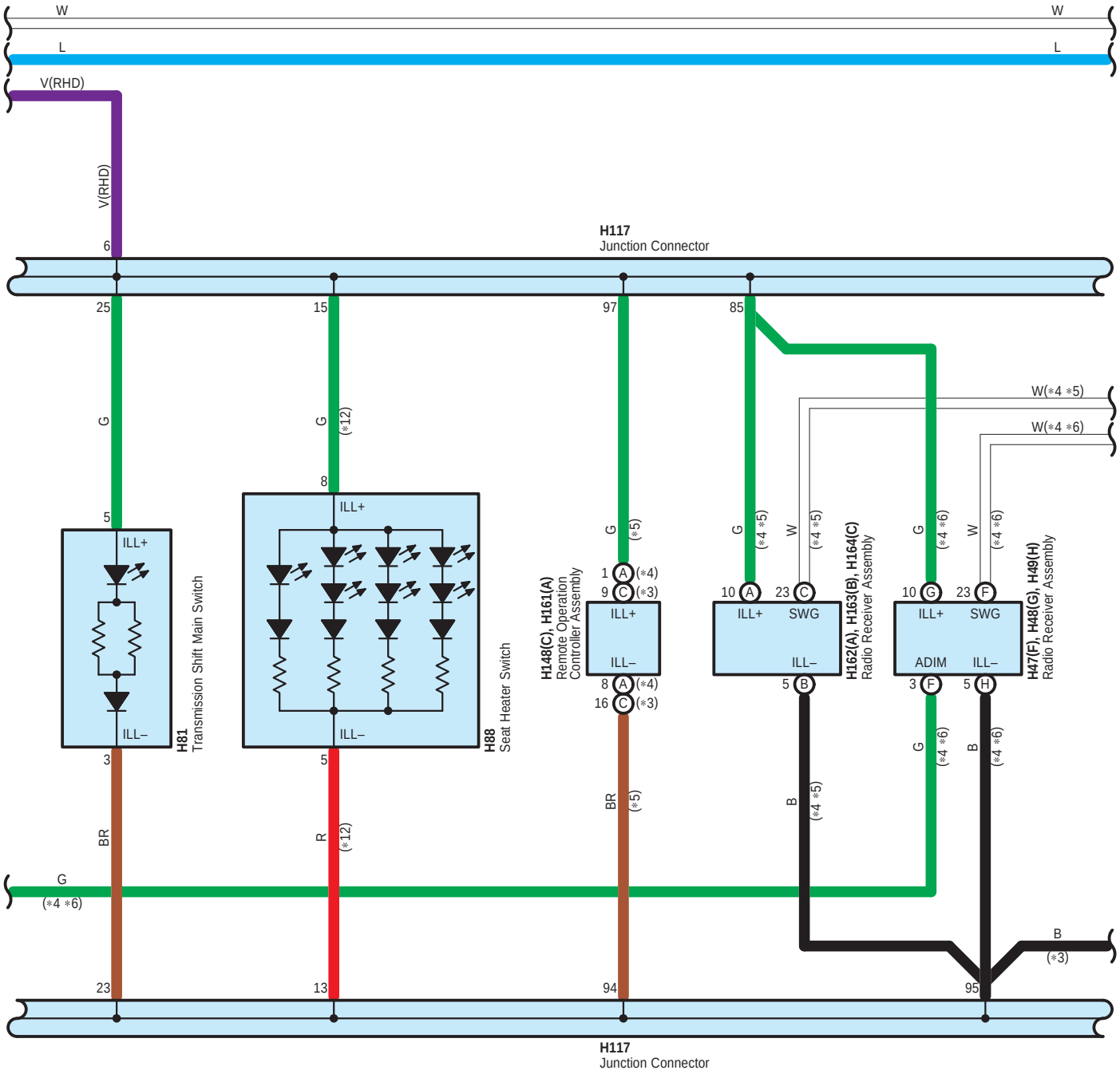


∗ 3 : w/ LEXUS Navigation System
∗ 4 : w/o LEXUS Navigation System
∗ 5 : w/ Multi–Display
∗ 6 : w/o Multi–Display
∗12 : w/ Seat Heater
∗13 : w/o LEXUS Navigation System w/ Front Window Deicer
∗16 : w/ TFT Display
∗17 : w/o TFT Display

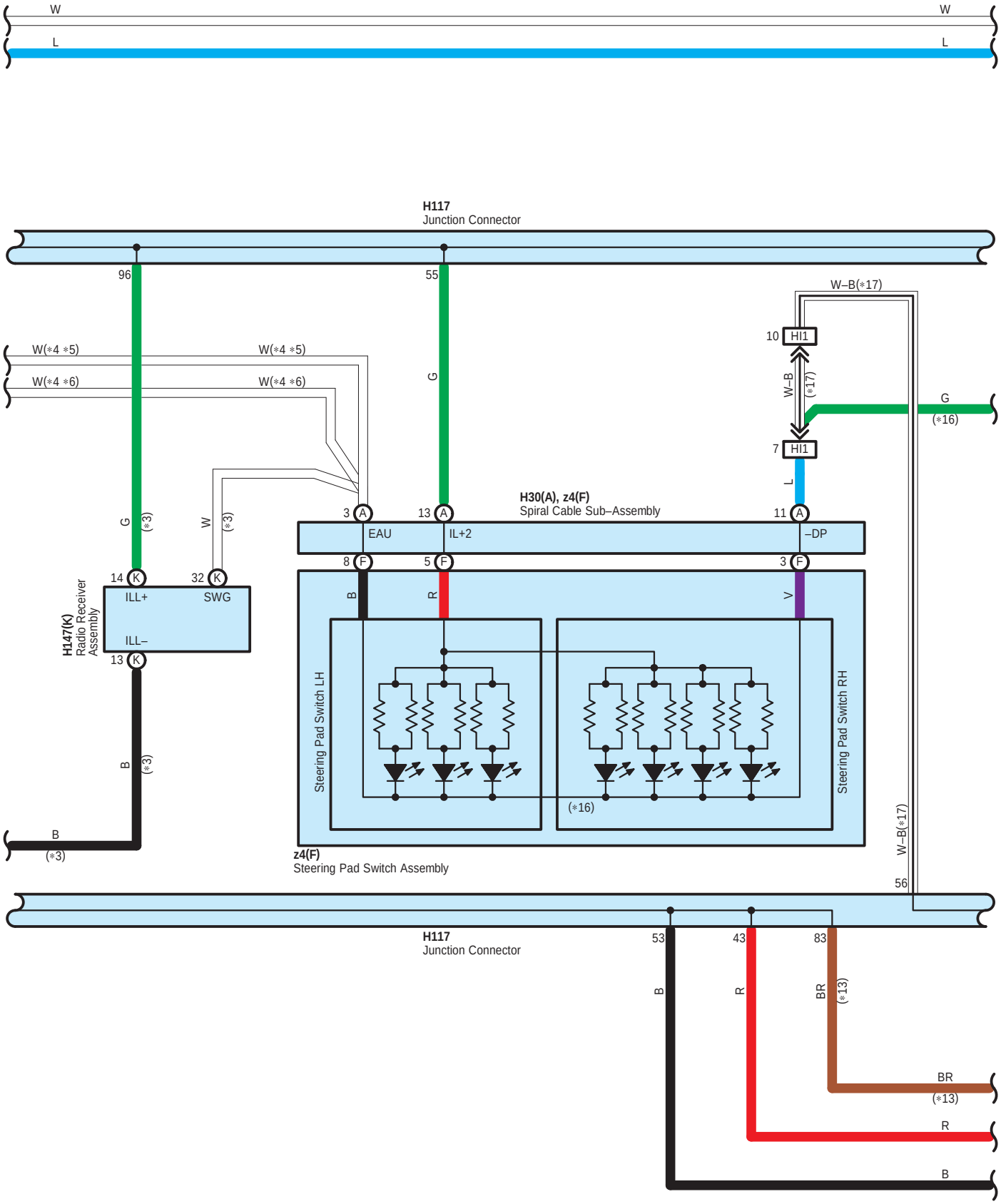
W
W
L
L
H117
Junction Connector
96
55
W–B(∗17)
10 HI1
W–B
(∗17)
7 HI1
L
G
(∗16)
W(∗4 ∗5)
W(∗4 ∗5)
W(∗4 ∗6)
W(∗4 ∗6)
G
G
(∗3)
W
(∗3)
H30(A), z4(F)
Spiral Cable Sub–Assembly
3 A
13 A
11 A
EAU
IL+2
–DP
8 F
5 F
3 F
14 K
32 K
ILL+
SWG
ILL–
13 K
H147(K)
Radio Receiver
Assembly
B
(∗3)
B
(∗3)
B
R
V
Steering Pad Switch LH
Steering Pad Switch RH
(∗16)
z4(F)
Steering Pad Switch Assembly
W–B(∗17)
56
H117
Junction Connector
53
43
83
B
R
BR
(∗13)
BR
(∗13)
R
B

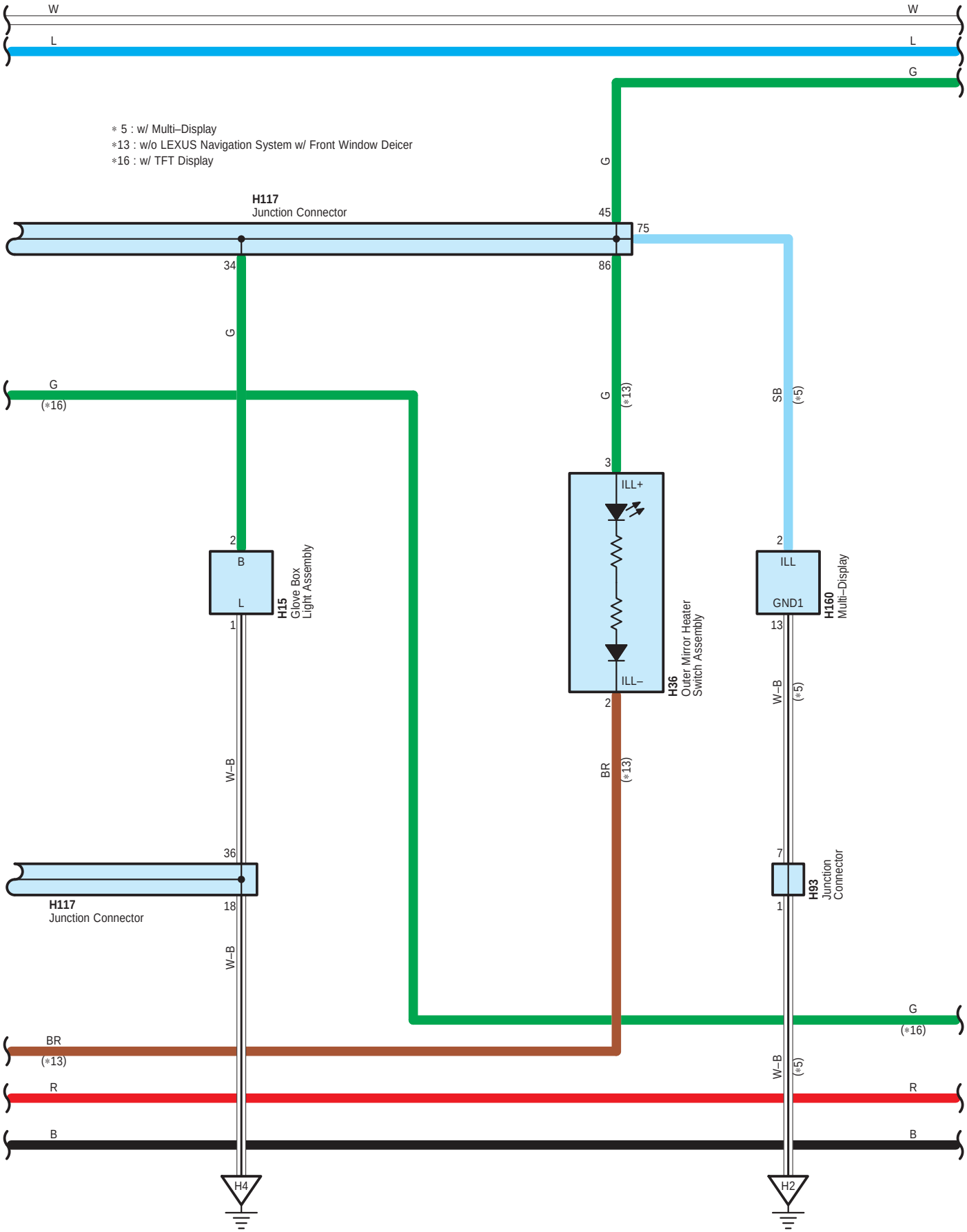
W
L
G
∗ 5 : w/ Multi–Display
∗13 : w/o LEXUS Navigation System w/ Front Window Deicer
∗16 : w/ TFT Display
H117
Junction Connector
45
75
34
86
G
G
(∗16)
G
(∗13)
SB
(∗5)
3
ILL+
ILL–
H36
Outer Mirror Heater
Switch Assembly
2
B
L
H15
Glove Box
Light Assembly
1
2
ILL
GND1
H160
Multi–Display
13
W–B
(∗5)
2
BR
(∗13)
W–B
36
18
H117
Junction Connector
7
1
H93
Junction
Connector
W–B
G
(∗16)
BR
(∗13)
W–B
(∗5)
R
R
B
B
H4
H2

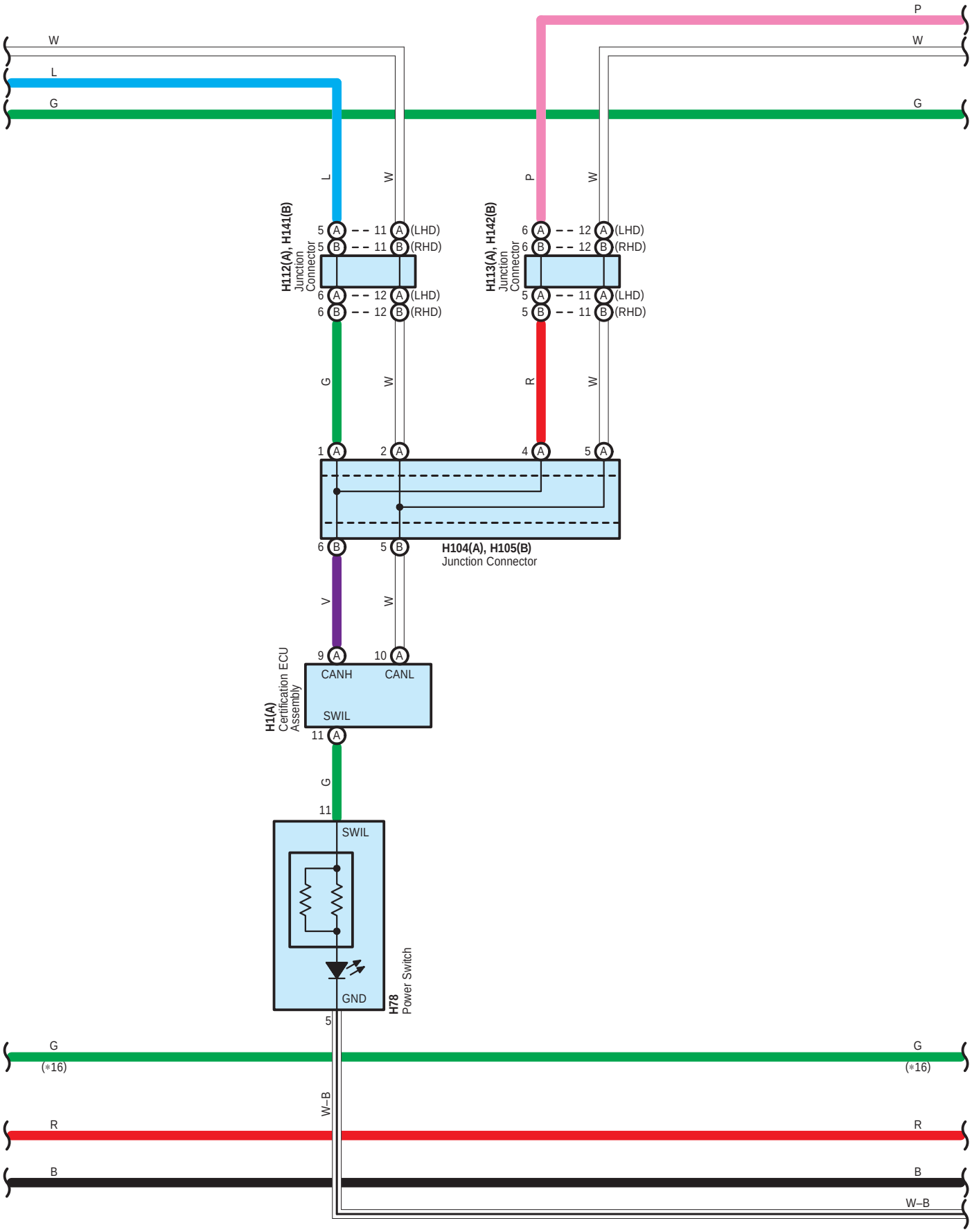
W
L
G
P
W
G
H112(A), H141(B)
Junction Connector
H113(A), H142(B)
Junction Connector
5 A 11 A (LHD)
5 B 11 B (RHD)
6 A 12 A (LHD)
6 B 12 B (RHD)
6 A 12 A (LHD)
6 B 12 B (RHD)
5 A 11 A (LHD)
5 B 11 B (RHD)
L
W
P
W
G
W
R
W
1 A
2 A
4 A
5 A
6 B
5 B
H104(A), H105(B)
Junction Connector
V
W
9 A
10 A
CANH
CANL
SWIL
H1(A)
Certification ECU
Assembly
11 A
G
11
SWIL
GND
H78
Power Switch
5
G
(*16)
G
(*16)
W–B
R
R
B
B
W–B

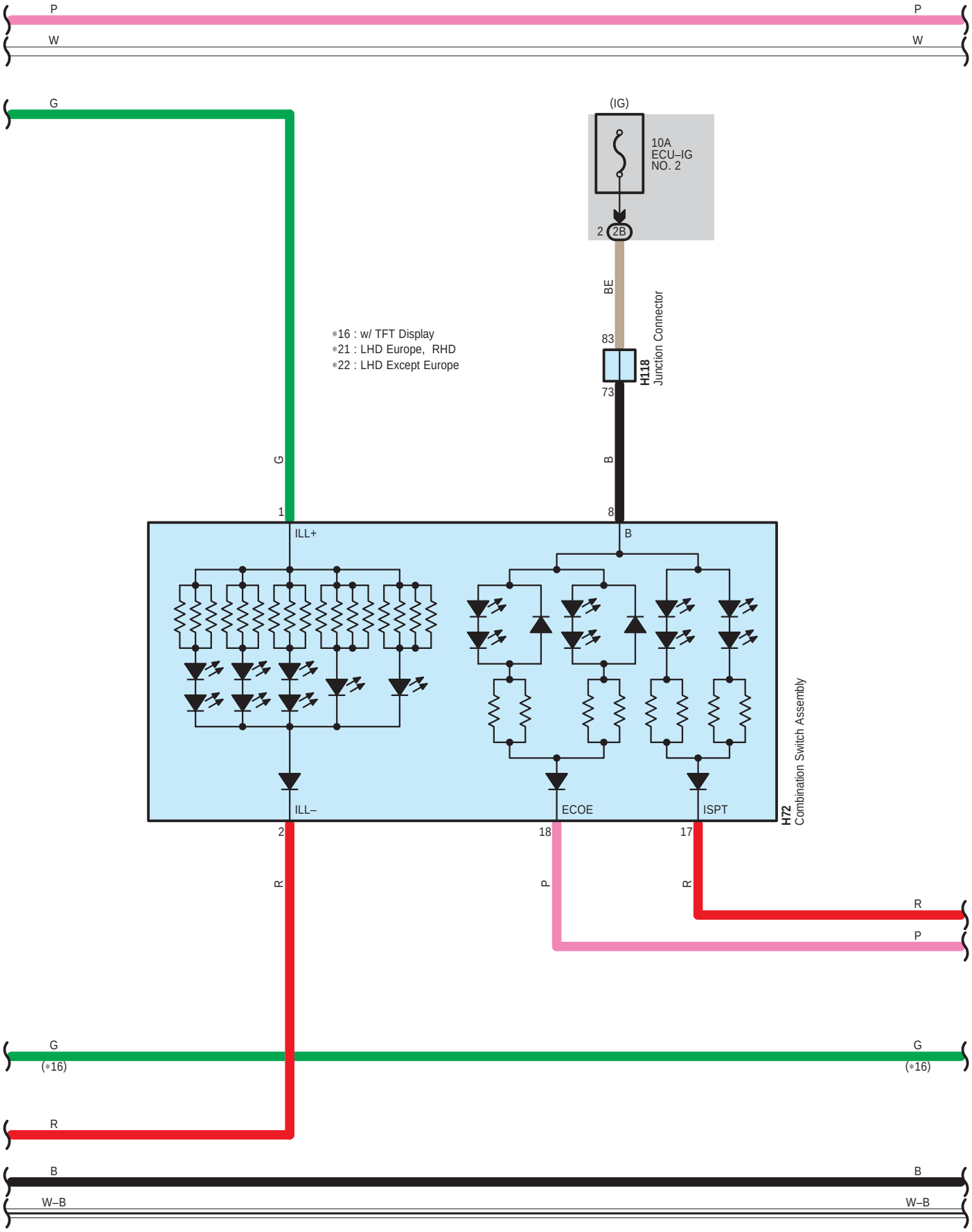
P
W
G
(IG)
10A
ECU–IG
NO. 2
2
2B
BE
83
H118
Junction Connector
73
B
∗16 : w/ TFT Display
∗21 : LHD Europe, RHD
∗22 : LHD Except Europe
G
1
ILL+
8
B
ILL–
ECOE
ISPT
H72
Combination Switch Assembly
2
18
17
R
P
R
R
P
G
(∗16)
G
(∗16)
R
B
W–B
B
W–B

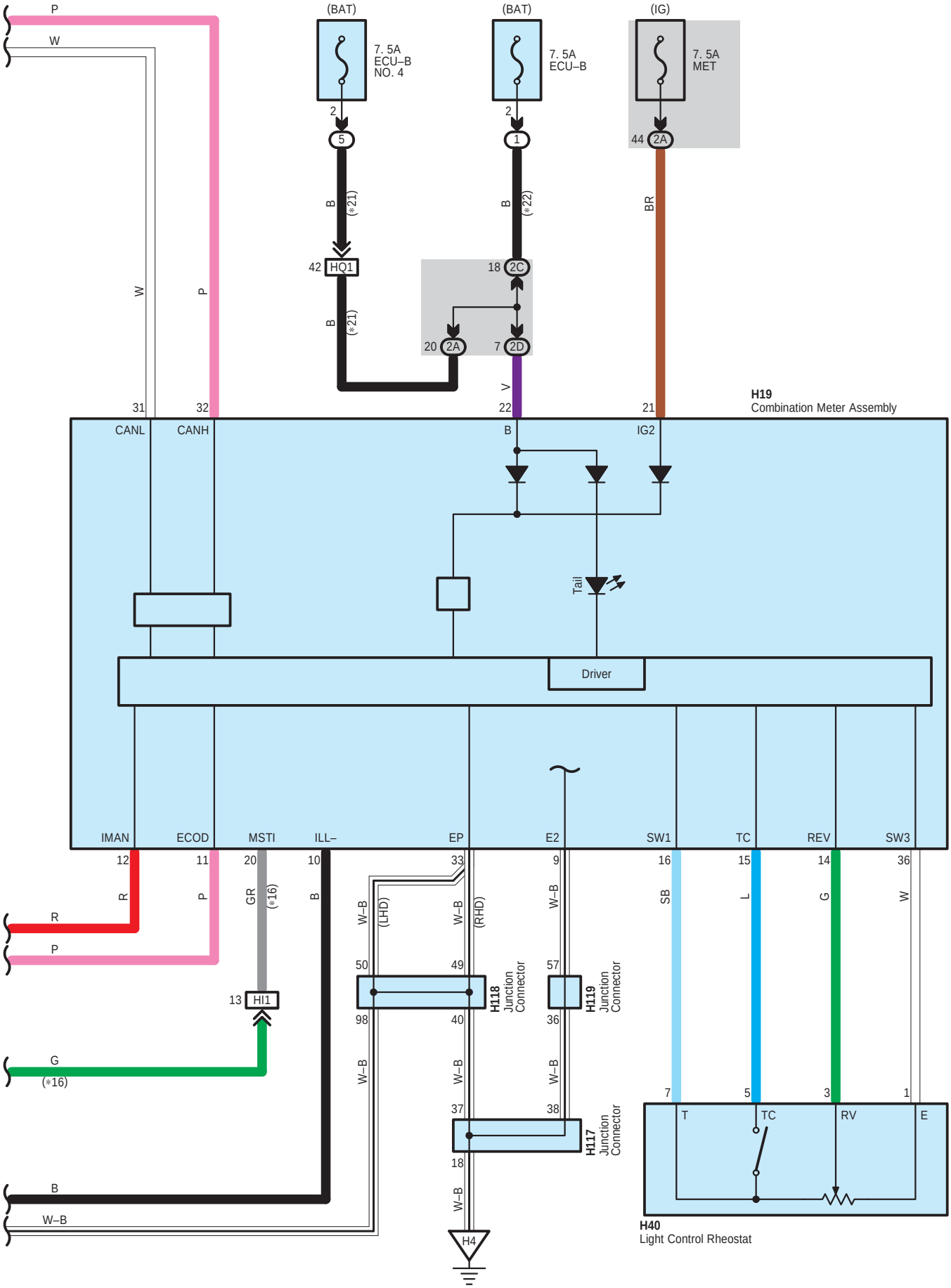
(BAT)
7. 5A
ECU–B
NO. 4
(BAT)
7. 5A
ECU–B
(IG)
7. 5A
MET
HQ1
2C
2A
2D
2A
H19
Combination Meter Assembly
CANL
CANH
B
IG2
Tail
Driver
IMAN
ECOD
MSTI
ILL–
EP
E2
SW1
TC
REV
SW3
HI1
H118
Junction
Connector
H119
Junction
Connector
H117
Junction
Connector
(LHD)
(RHD)
H4
T
TC
RV
E
H40
Light Control Rheostat

A 9
Gray

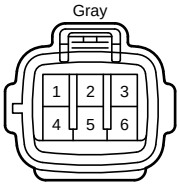


A 38
Gray

A 50
White

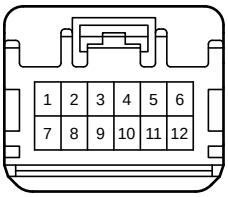


A 51
White

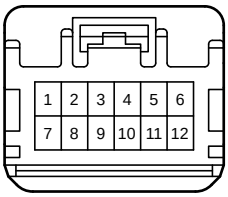


A 54
Black

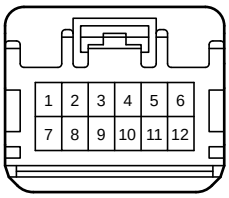


A 55
Black

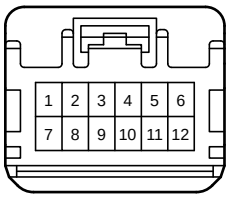


A 73
Gray

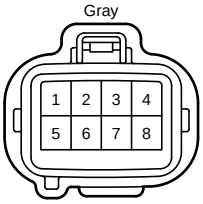


A 75
Gray

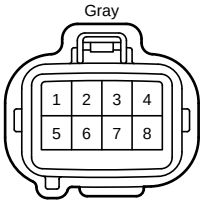


H 1
White

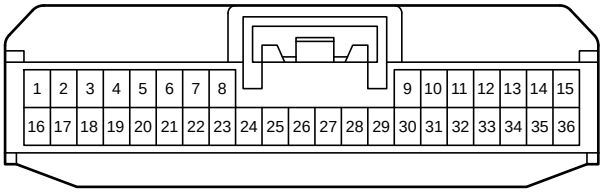


H 15
Gray

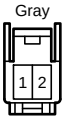


H 16
Black

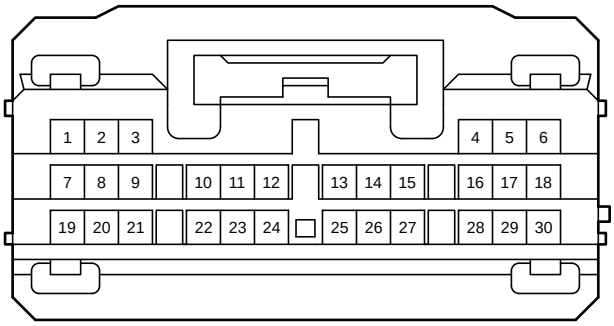


H 17
White

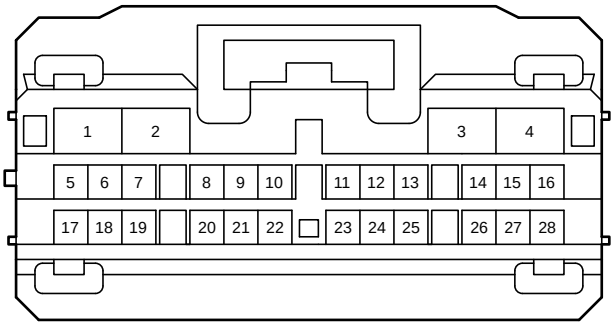


H 19
White

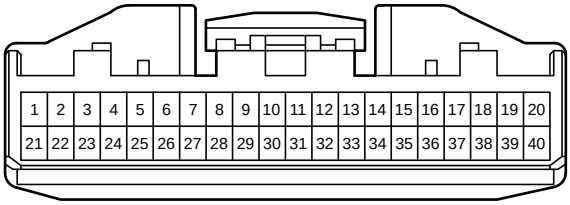


H 26
Black

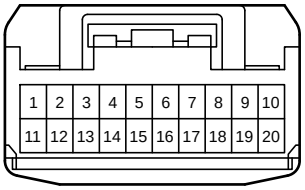


H 30
Black

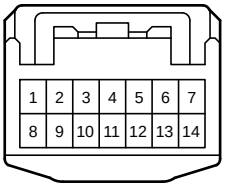


H 36
Black

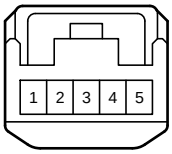


H 38
Black

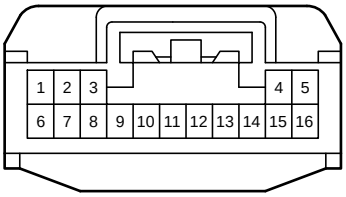


H 39
Black

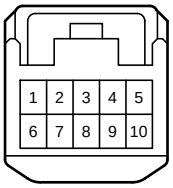


H 40
White

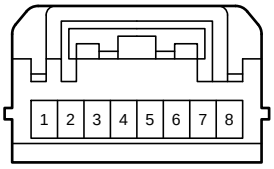

H 41
Gray

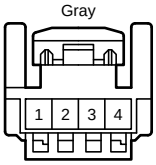


H 42
Black

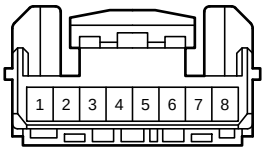


H 43
Black

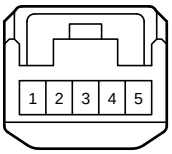


H 47
White

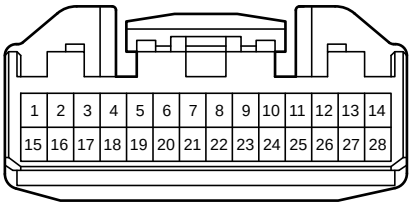


H 48
White

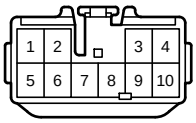


H 49
White

H 72
Black

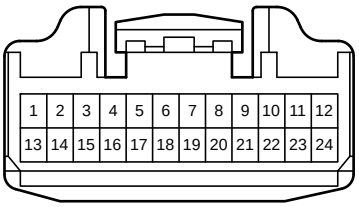


H 78
Black

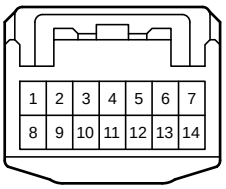


H 80
Black




H 81
Black

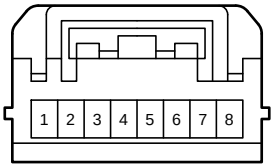


H 82
Black

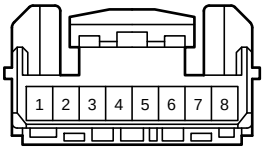


H 83
White

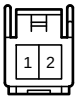


H 88
White

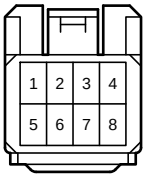


H 92
White

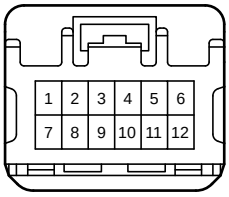


H 93
White

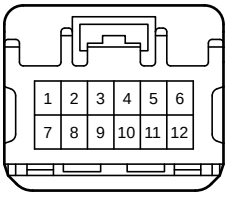


H 94
White

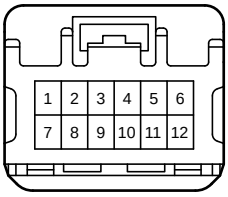


H104
White

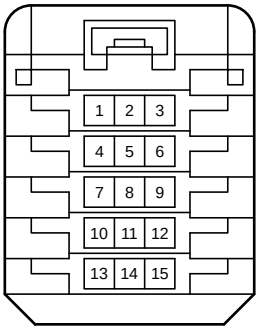


H105
White

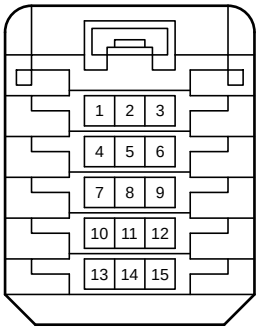


H112
Blue

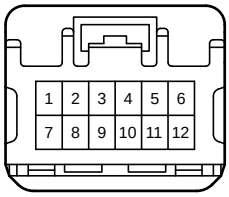


H113
Gray

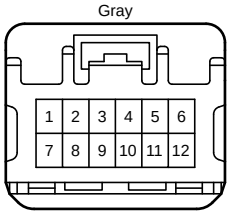

H117
White

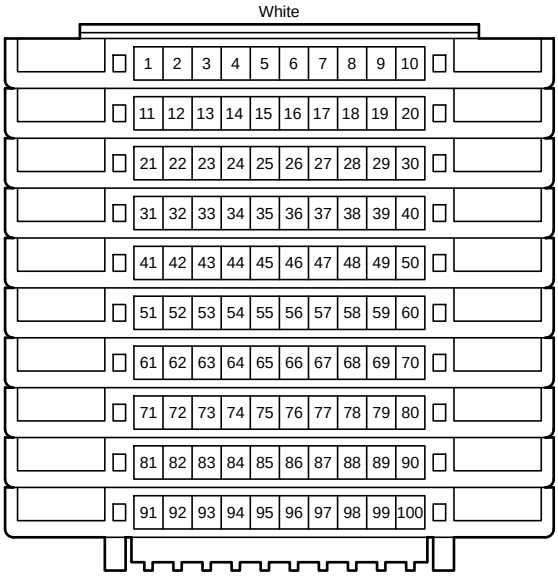


H118
White

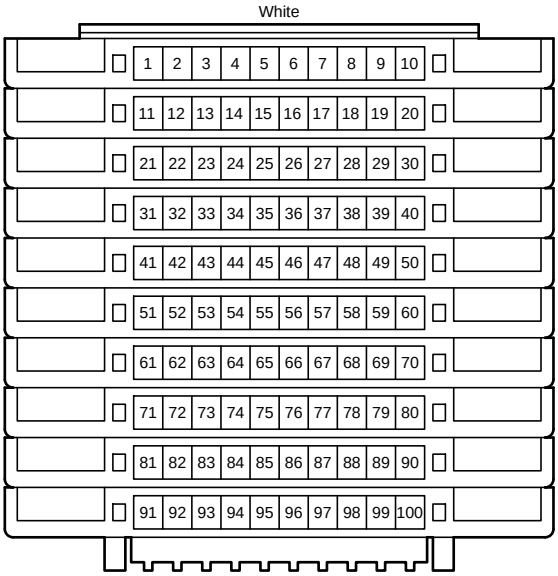


H119
White

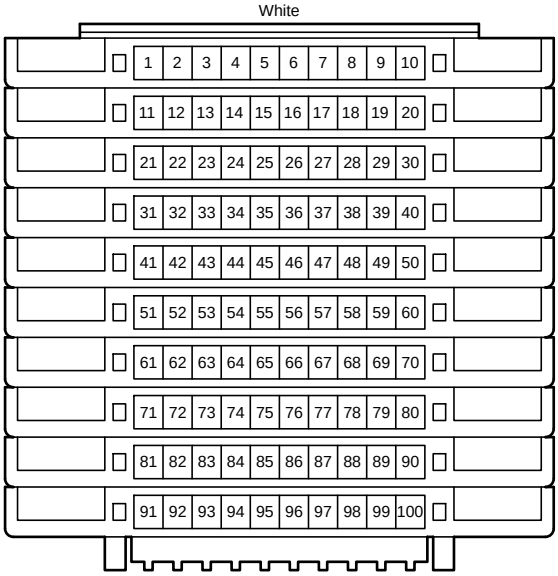


H135
Black

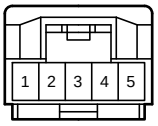


H136
Black

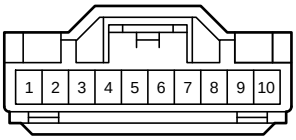


H137
White

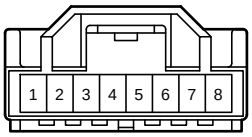


H141
Gray

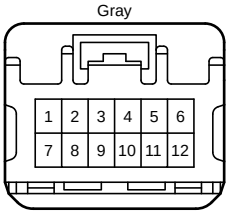


H142
Blue

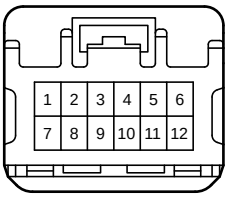

H147
White

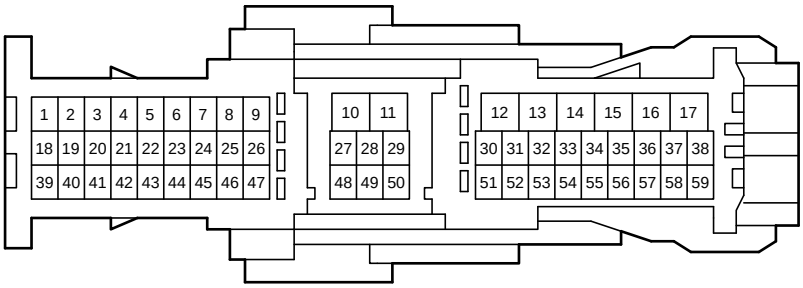


H148
White




H160
Black

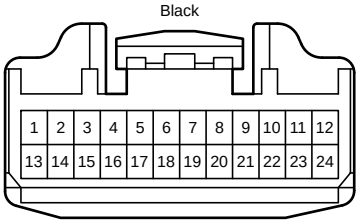


H161
Black




H162
White

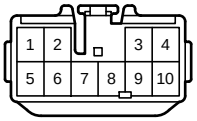


H163
White

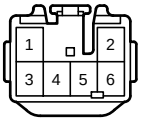


H164
White

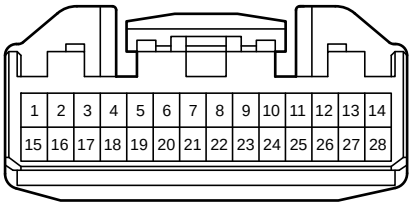


H182
White

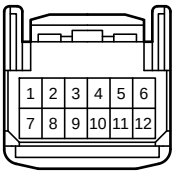


H187
White

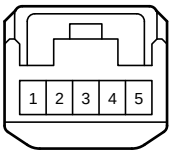


J 7
Blue

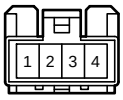


K 9
Blue

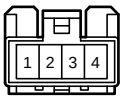


P 22
White

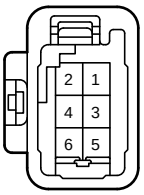


P 24
White

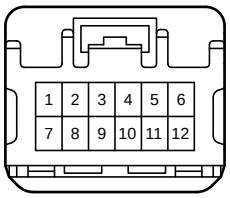


P 35
Blue

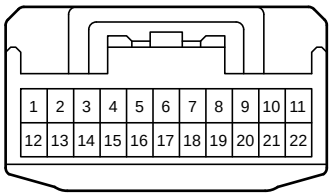


Q 15
White

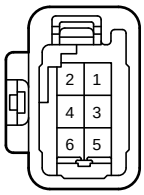


Q 18
White

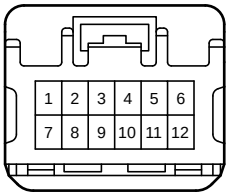


T 6
White

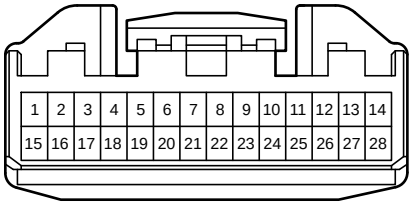


V 11
Gray

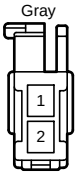


V 12
Gray

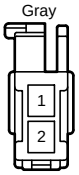


V 15
White

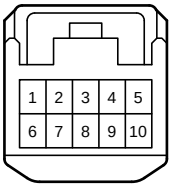


V 16
White

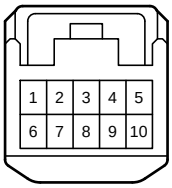


z 4
Black

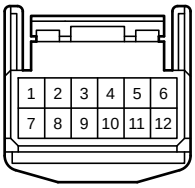


1D
Black

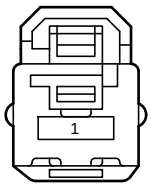

2A
White

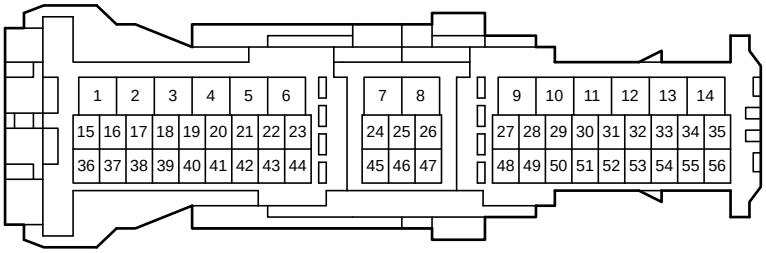


2B
White

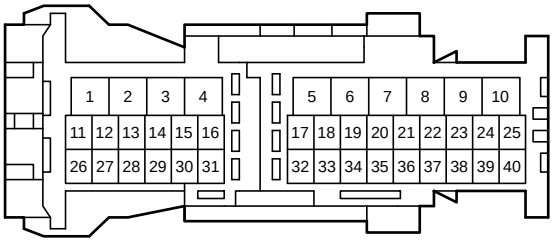


2C
White

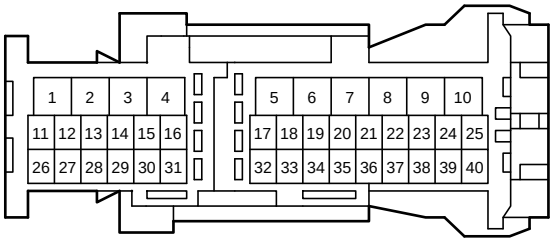


2D
White

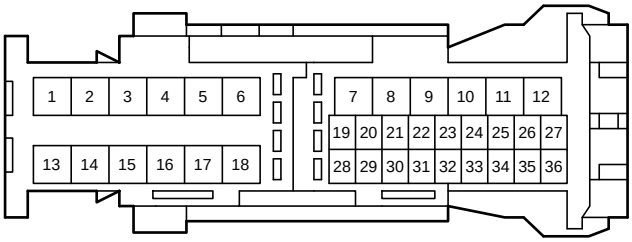


2E
White

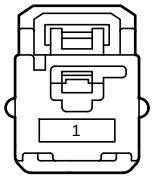


2F
White

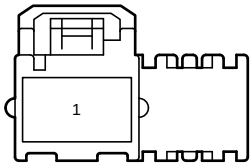


HI1
White

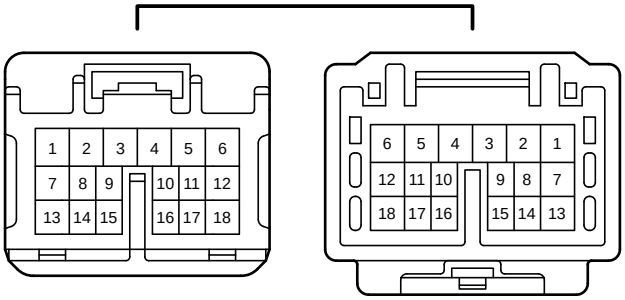

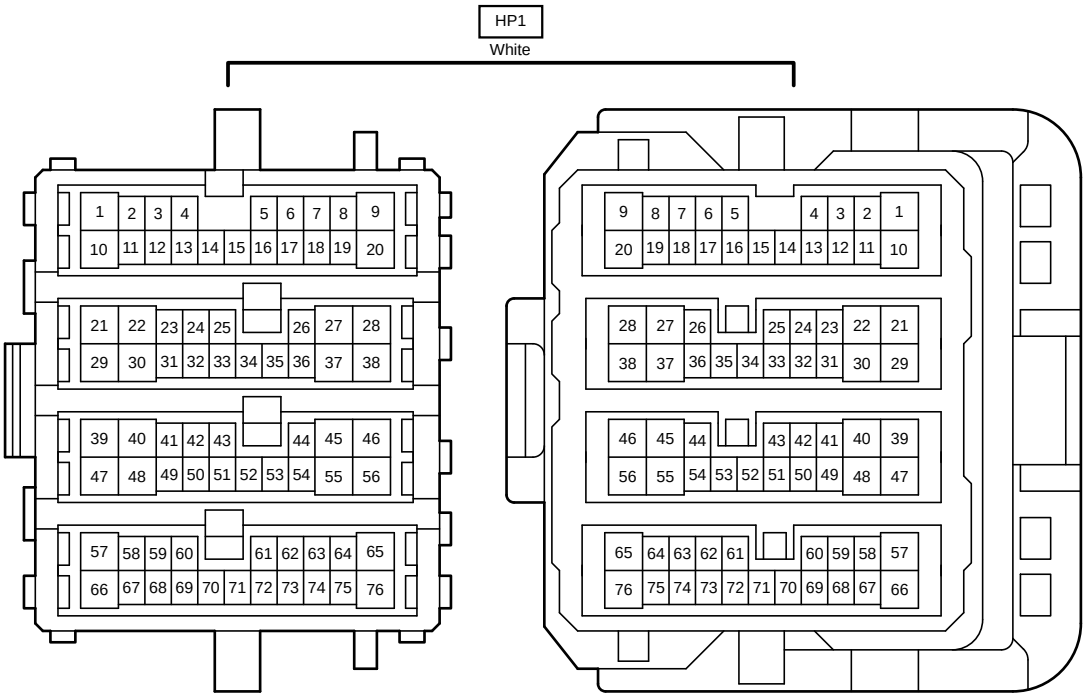
HP1
White
1 2 3 4 5 6 7 8 9
10 11 12 13 14 15 16 17 18 19 20
21 22 23 24 25 26 27 28
29 30 31 32 33 34 35 36 37 38
39 40 41 42 43 44 45 46
47 48 49 50 51 52 53 54 55 56
57 58 59 60 61 62 63 64 65
66 67 68 69 70 71 72 73 74 75 76
9 8 7 6 5 4 3 2 1
20 19 18 17 16 15 14 13 12 11 10
28 27 26 25 24 23 22 21
38 37 36 35 34 33 32 31 30 29
46 45 44 43 42 41 40 39
56 55 54 53 52 51 50 49 48 47
65 64 63 62 61 60 59 58 57
76 75 74 73 72 71 70 69 68 67 66

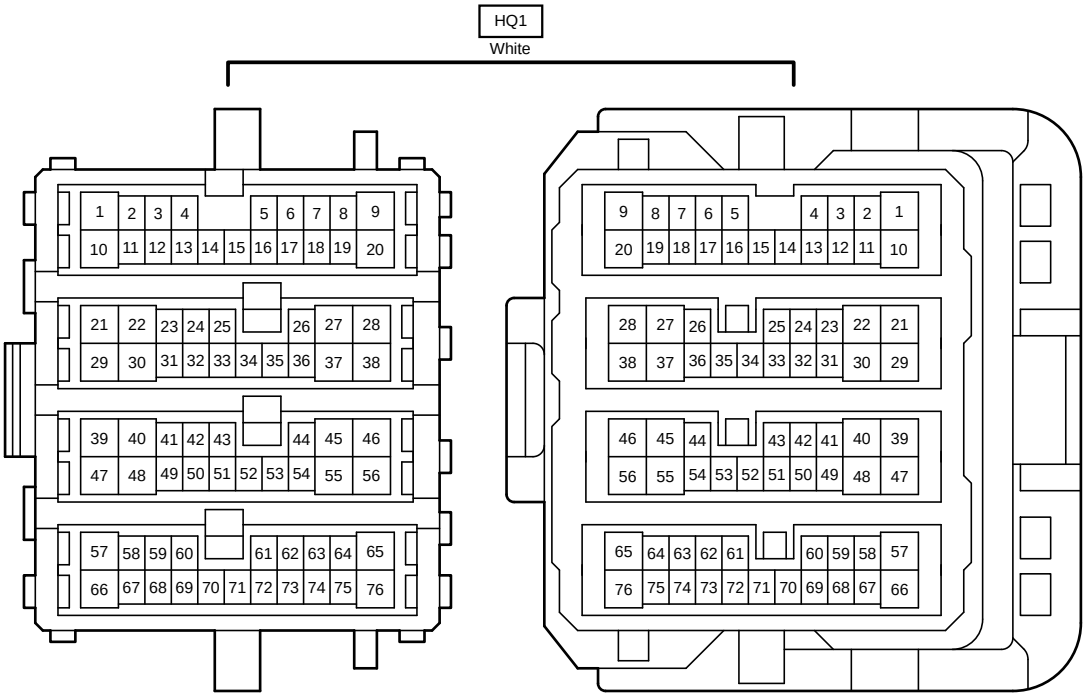
HQ1
White
1 2 3 4 5 6 7 8 9
10 11 12 13 14 15 16 17 18 19 20
21 22 23 24 25 26 27 28
29 30 31 32 33 34 35 36 37 38
39 40 41 42 43 44 45 46
47 48 49 50 51 52 53 54 55 56
57 58 59 60 61 62 63 64 65
66 67 68 69 70 71 72 73 74 75 76
9 8 7 6 5 4 3 2 1
20 19 18 17 16 15 14 13 12 11 10
28 27 26 25 24 23 22 21
38 37 36 35 34 33 32 31 30 29
46 45 44 43 42 41 40 39
56 55 54 53 52 51 50 49 48 47
65 64 63 62 61 60 59 58 57
76 75 74 73 72 71 70 69 68 67 66

JH1
White

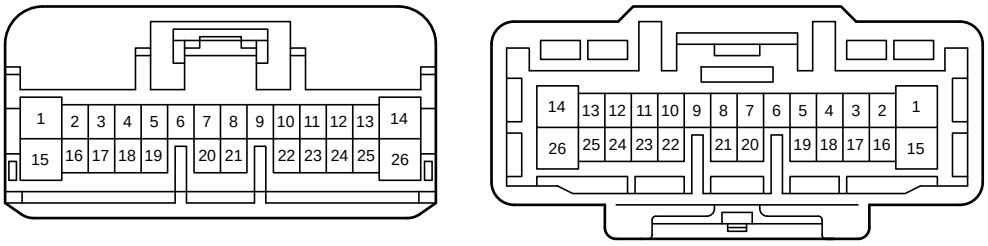


KH1
White

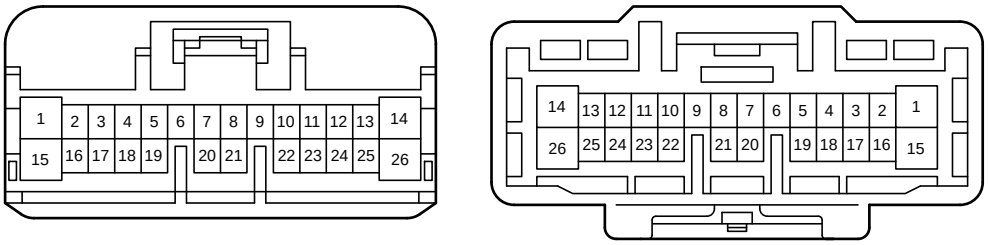


TH1
White

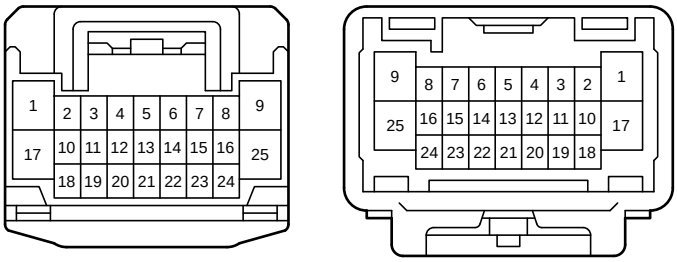

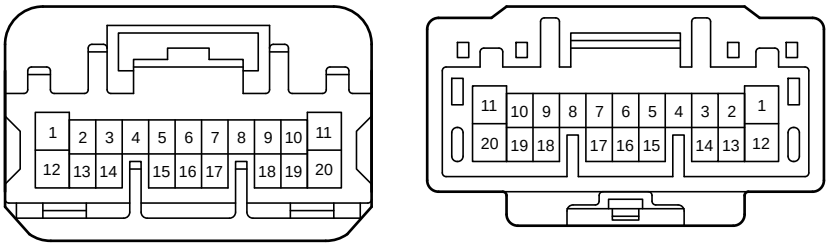
VP1
White