
(BAT)
(IG)
(ACC)
(BAT)
E59(B), E60(C), E61(D)
Main Body ECU
25A
DOOR
NO. 1
10A
ECU IG
NO. 1
7. 5A
ECU–ACC
25A
DOOR
NO. 2
BATB
ACC
IG
ALTB
GND3
2
22
15
6
1 B
2
1
W
W–B
16 DD
W
W–B
12 3A
2 3E
W–B
10 DG
3 DM
W–B
E1

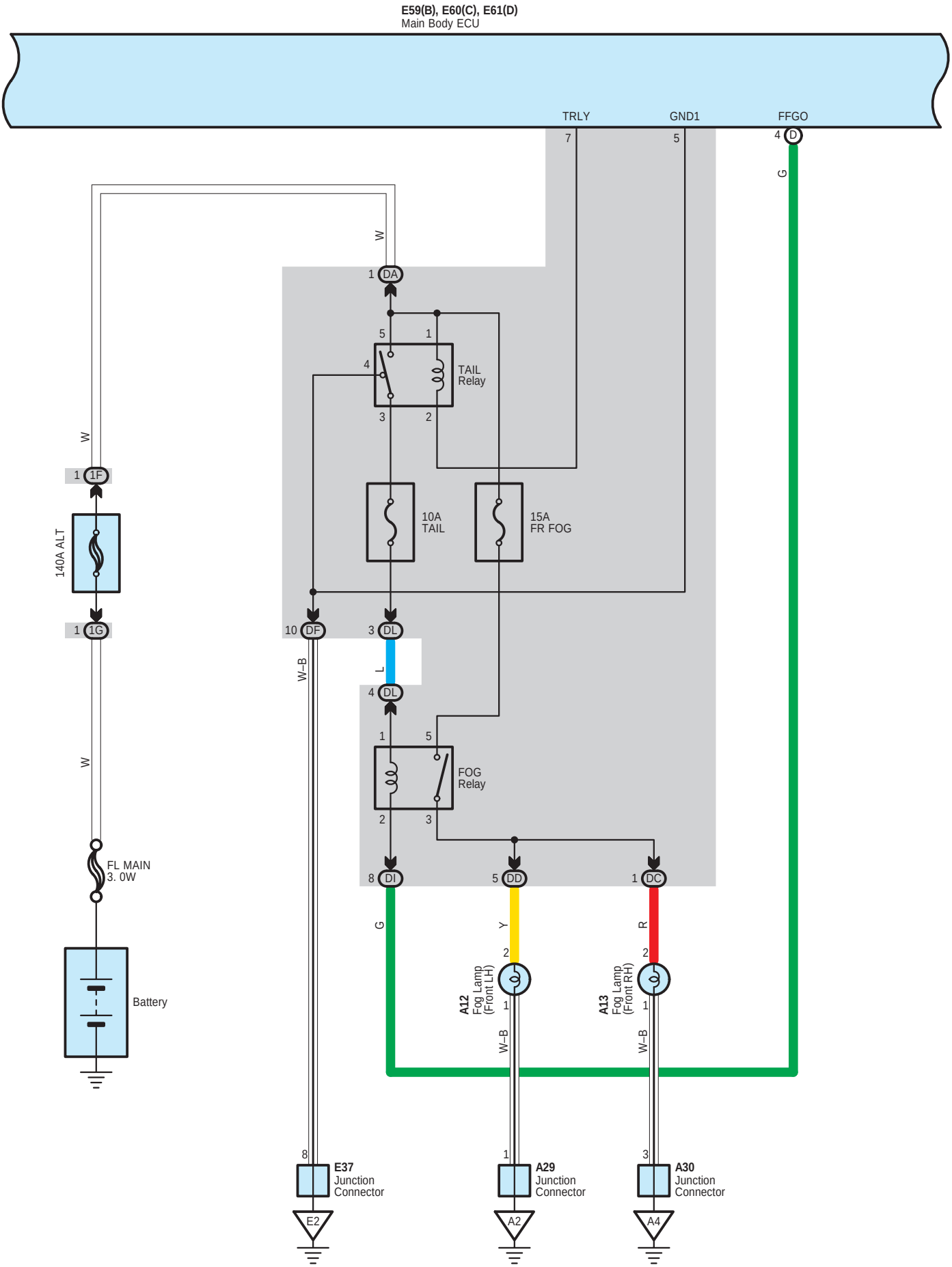
E59(B), E60(C), E61(D)
Main Body ECU
TRLY
GND1
FFGO
7
5
4 D
G
W
1 DA
5
1
4
TAIL
Relay
3
2
W
1 1F
140A ALT
1 1G
10A
TAIL
15A
FR FOG
10 DF
3 DL
W–B
L
4 DL
1
5
FOG
Relay
2
3
W
FL MAIN
3. 0W
Battery
8 DI
5 DD
1 DC
G
Y
R
2
A12
Fog Lamp
(Front LH)
1
W–B
A13
Fog Lamp
(Front RH)
1
W–B
8
E37
Junction
Connector
E2
1
A29
Junction
Connector
A2
3
A30
Junction
Connector
A4

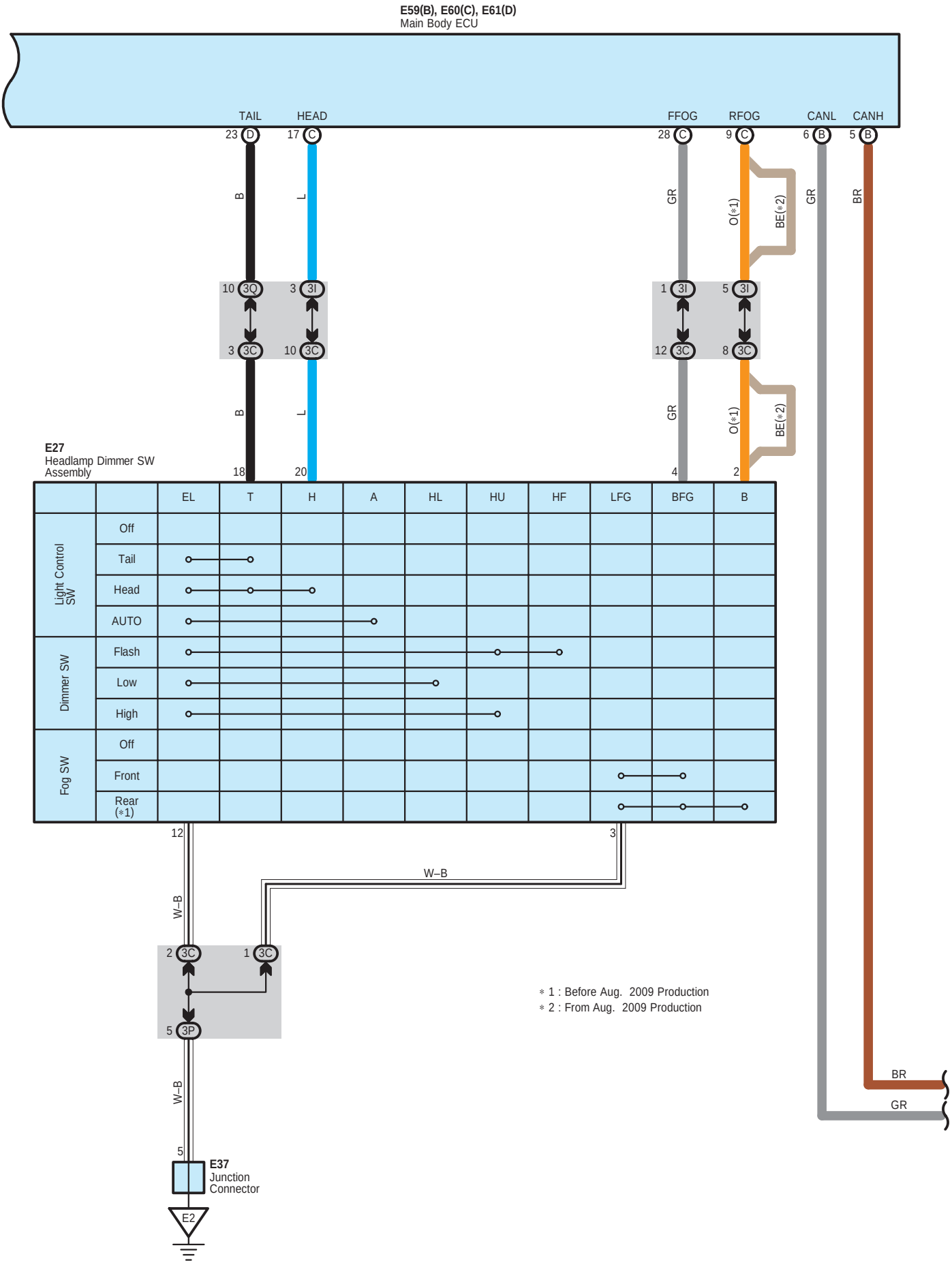
E59(B), E60(C), E61(D)
Main Body ECU
TAIL
HEAD
FFOG
RFOG
CANL
CANH
23 D
17 C
28 C
9 C
6 B
5 B
B
L
GR
O(*1)
BE(*2)
GR
BR
10 3Q
3 3I
1 3I
5 3I
3 3C
10 3C
12 3C
8 3C
B
L
GR
O(*1)
BE(*2)
E27
Headlamp Dimmer SW
Assembly
18
20
4
2
EL
T
H
A
HL
HU
HF
LFG
BFG
B
Light Control SW
Off
Tail
Head
AUTO
Dimmer SW
Flash
Low
High
Fog SW
Off
Front
Rear (*1)
12
3
W–B
W–B
2 3C
1 3C
5 3P
W–B
5
E37
Junction
Connector
E2
BR
GR
* 1 : Before Aug. 2009 Production
* 2 : From Aug. 2009 Production

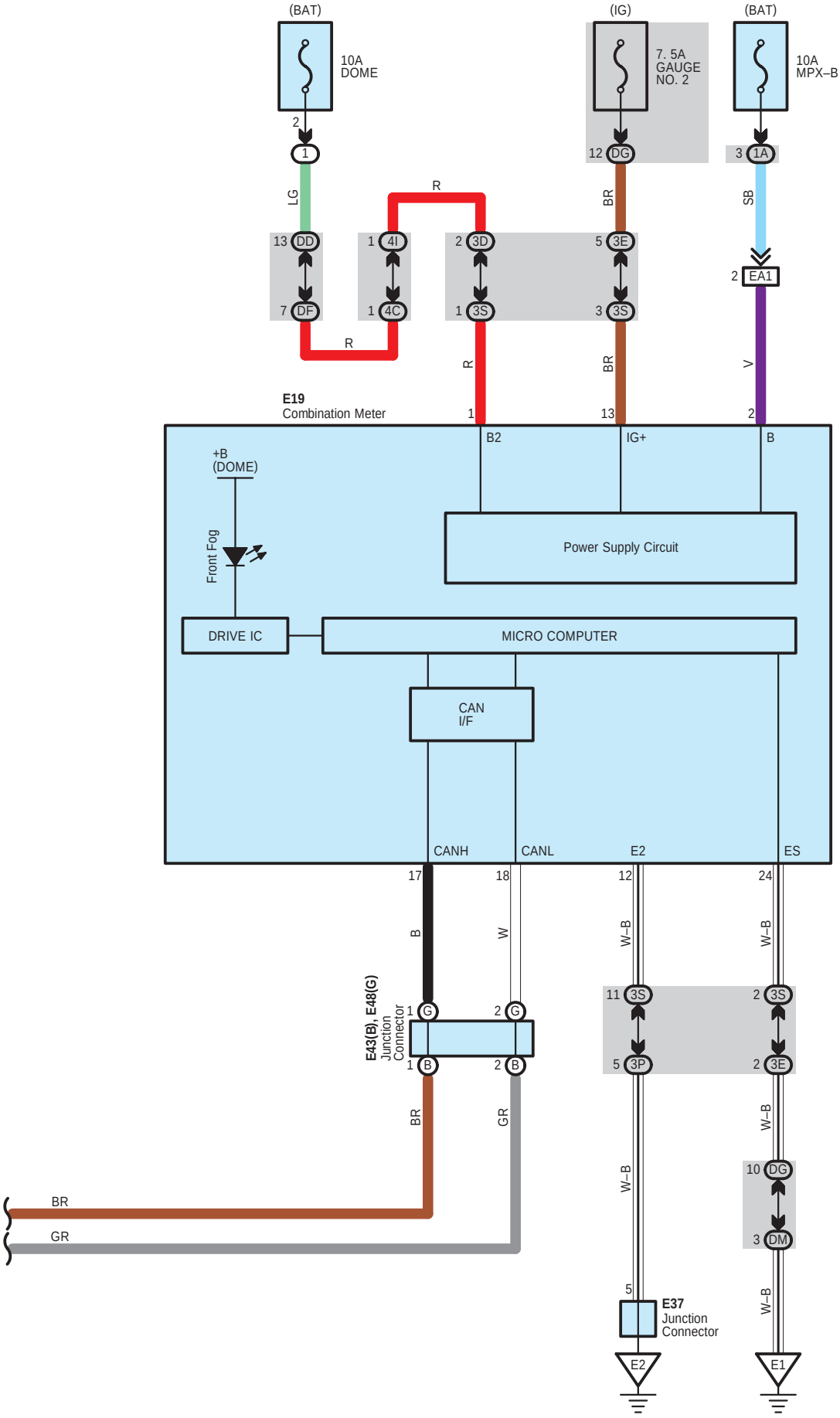
(BAT)
10A
DOME
(IG)
7. 5A
GAUGE
NO. 2
(BAT)
10A
MPX–B
2
1
LG
R
12 DG
BR
3 1A
SB
13 DD
1 4I
2 3D
5 3E
2 EA1
7 DF
1 4C
1 3S
3 3S
R
R
BR
V
E19
Combination Meter
1
13
2
B2
IG+
B
+B
(DOME)
Front Fog
Power Supply Circuit
DRIVE IC
MICRO COMPUTER
CAN
I/F
CANH
CANL
E2
ES
17
18
12
24
B
W
W–B
W–B
E43(B), E48(G)
Junction
Connector
1 G
2 G
1 B
2 B
11 3S
5 3P
2 3S
2 3E
BR
GR
W–B
W–B
10 DG
3 DM
BR
GR
5
E37
Junction
Connector
W–B
E2
E1

A 12
Gray

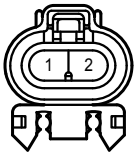

A 13
Gray

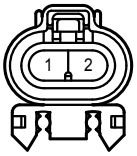

A 29
Gray

A 30
Gray

E 19
White

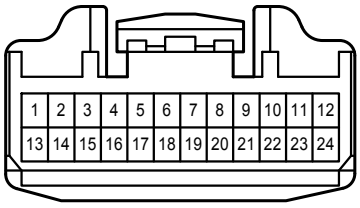

E 27
White

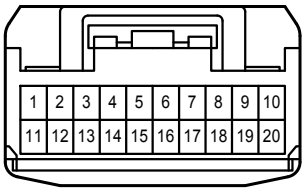

E 37
White

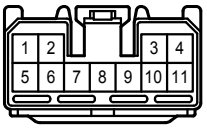

E 43
White

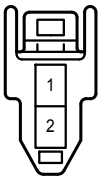

E 48
White

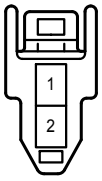

E 59
White

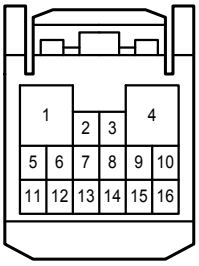

E 60
White

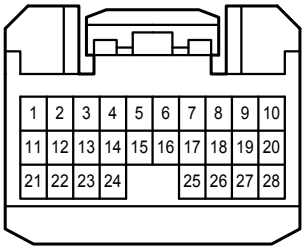

E 61
White

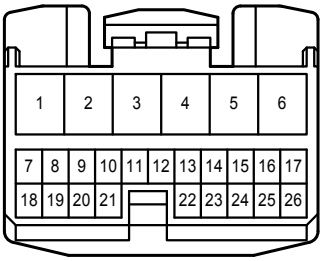

1A
White

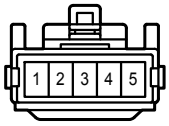

1F

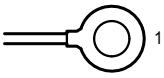

1G

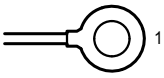

3A
White

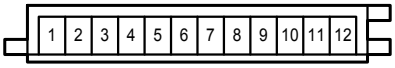

3C
White

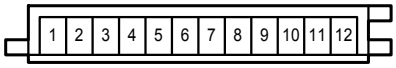

3D
White

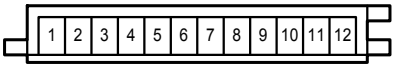

3E
Gray

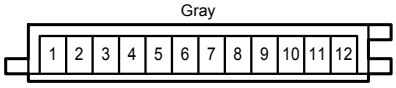

3I
White

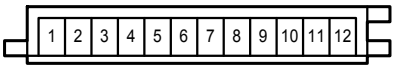

3P
White

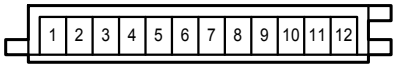

3Q
Gray

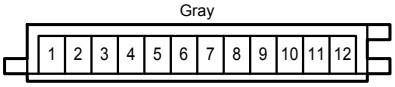

3S
Gray

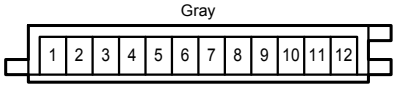

4C
White

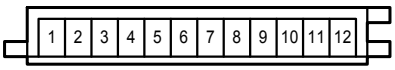

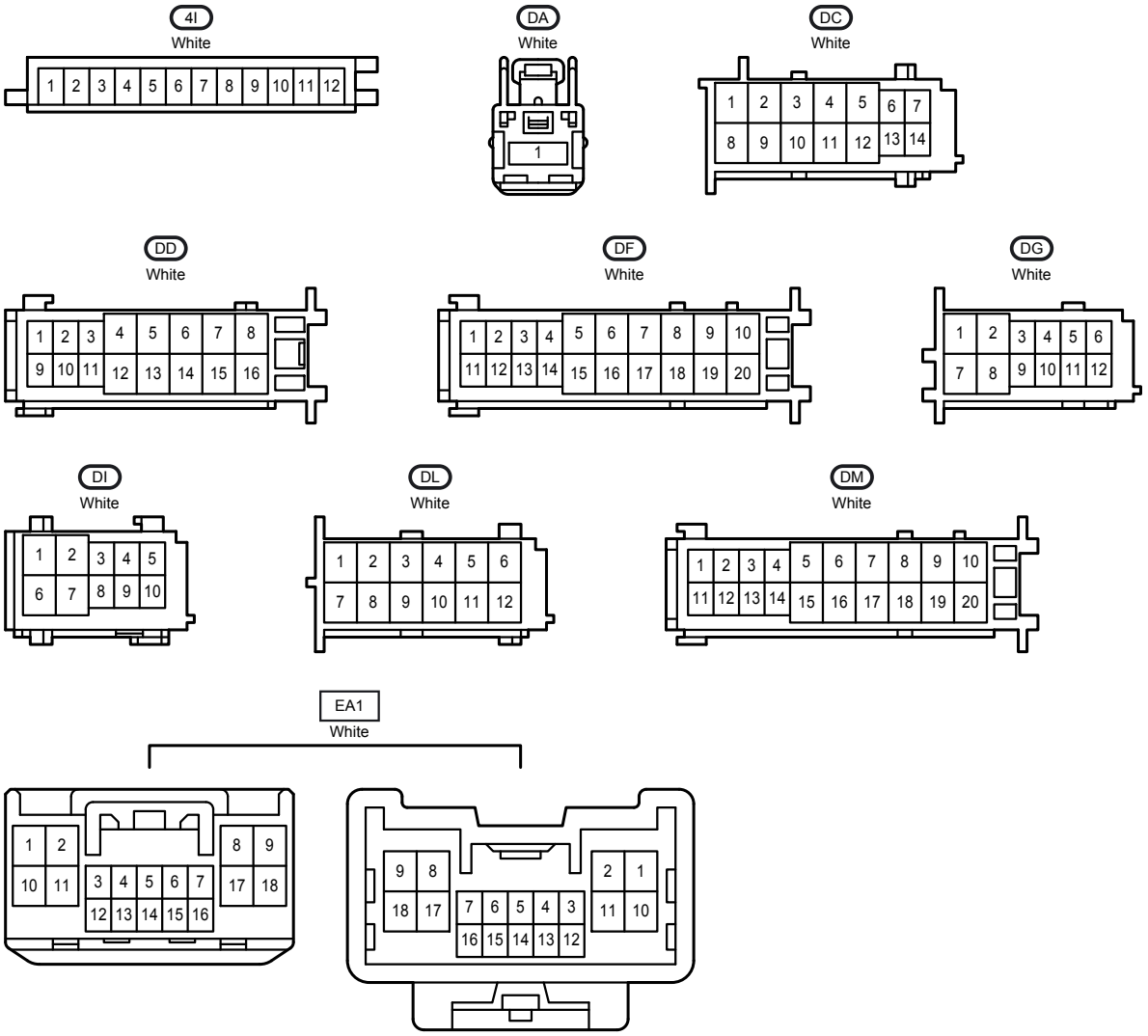
4I
White
DA
White
DC
White
DD
White
DF
White
DG
White
DI
White
DL
White
DM
White
EA1
White