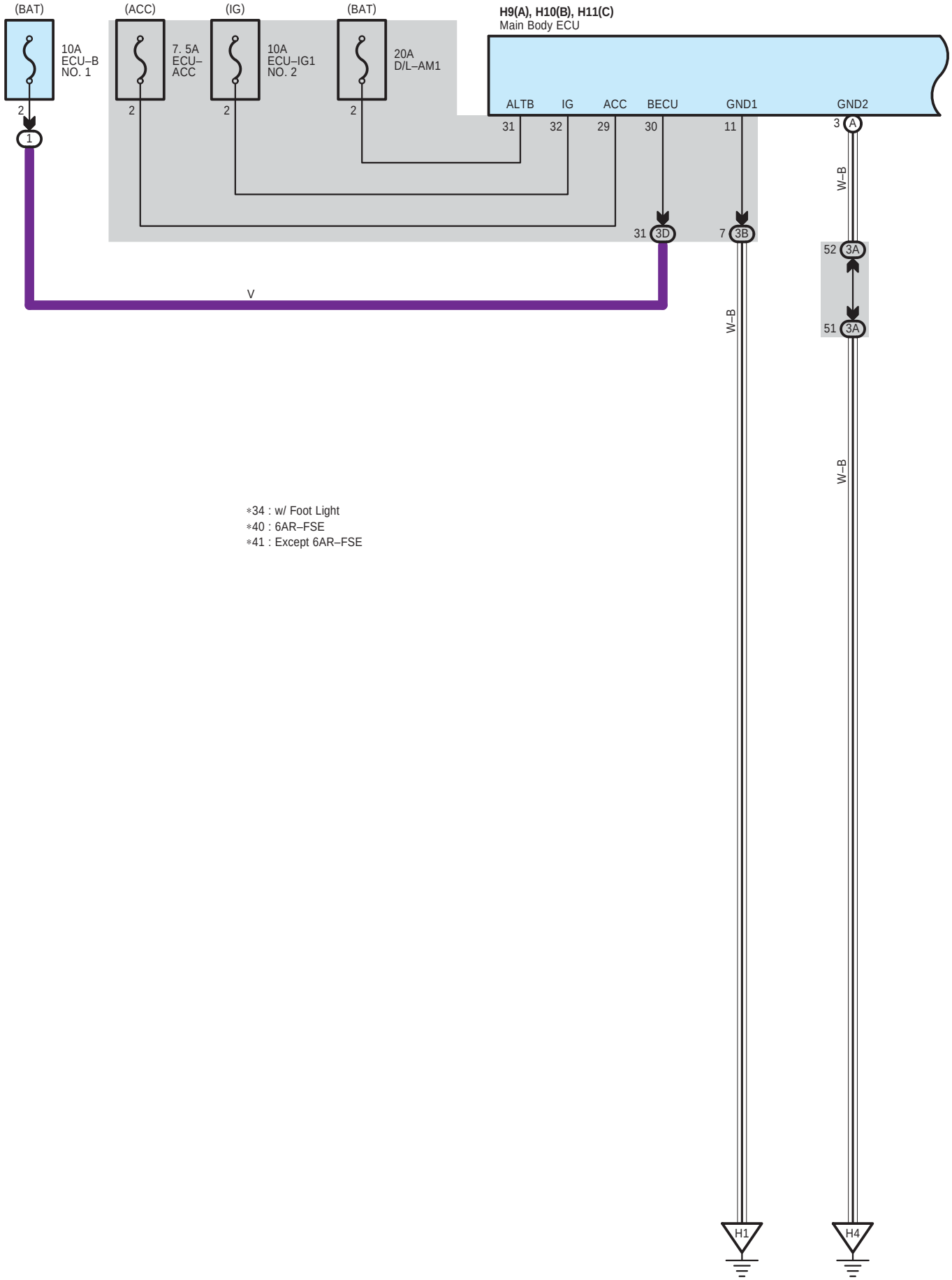

∗34 : w/ Foot Light
∗40 : 6AR–FSE
∗41 : Except 6AR–FSE

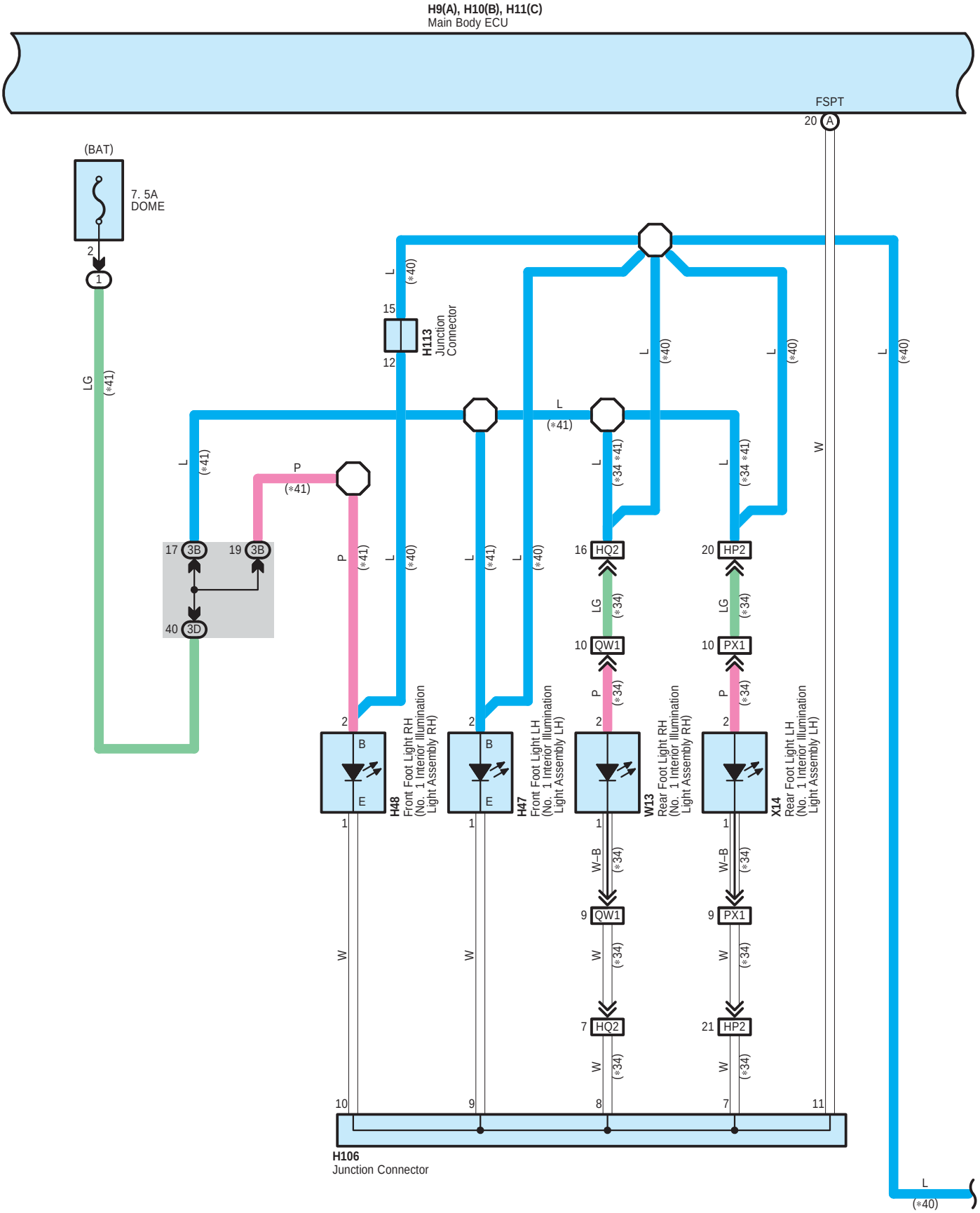
H9(A), H10(B), H11(C)
Main Body ECU
FSPT
20 A
(BAT)
7. 5A
DOME
2
1
LG
(∗41)
L
(∗40)
15
12
H113
Junction
Connector
L
(∗41)
P
(∗41)
17 3B
19 3B
40 3D
P
(∗41)
L
(∗40)
L
(∗41)
L
(∗40)
L
(∗40)
L
(∗40)
L
(∗40)
L
(∗34 ∗41)
L
(∗34 ∗41)
W
16 HQ2
20 HP2
LG
(∗34)
10 QW1
10 PX1
P
(∗34)
2
B
E
1
H48
Front Foot Light RH
(No. 1 Interior Illumination
Light Assembly RH)
H47
Front Foot Light LH
(No. 1 Interior Illumination
Light Assembly LH)
W13
Rear Foot Light RH
(No. 1 Interior Illumination
Light Assembly RH)
X14
Rear Foot Light LH
(No. 1 Interior Illumination
Light Assembly LH)
W–B
(∗34)
9 QW1
9 PX1
W
(∗34)
7 HQ2
21 HP2
10
9
8
7
11
H106
Junction Connector
L
(∗40)

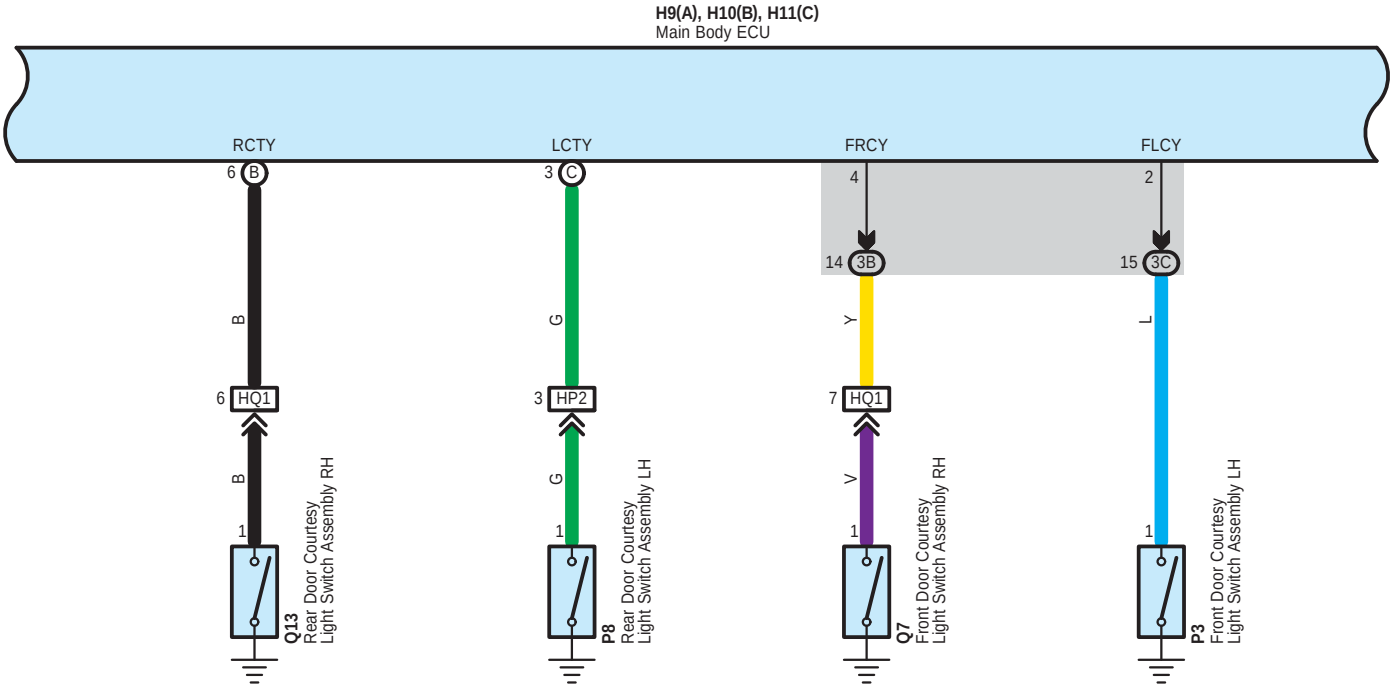

∗30 : w/ Seat Position Memory
∗31 : w/o Seat Position Memory
∗40 : 6AR–FSE

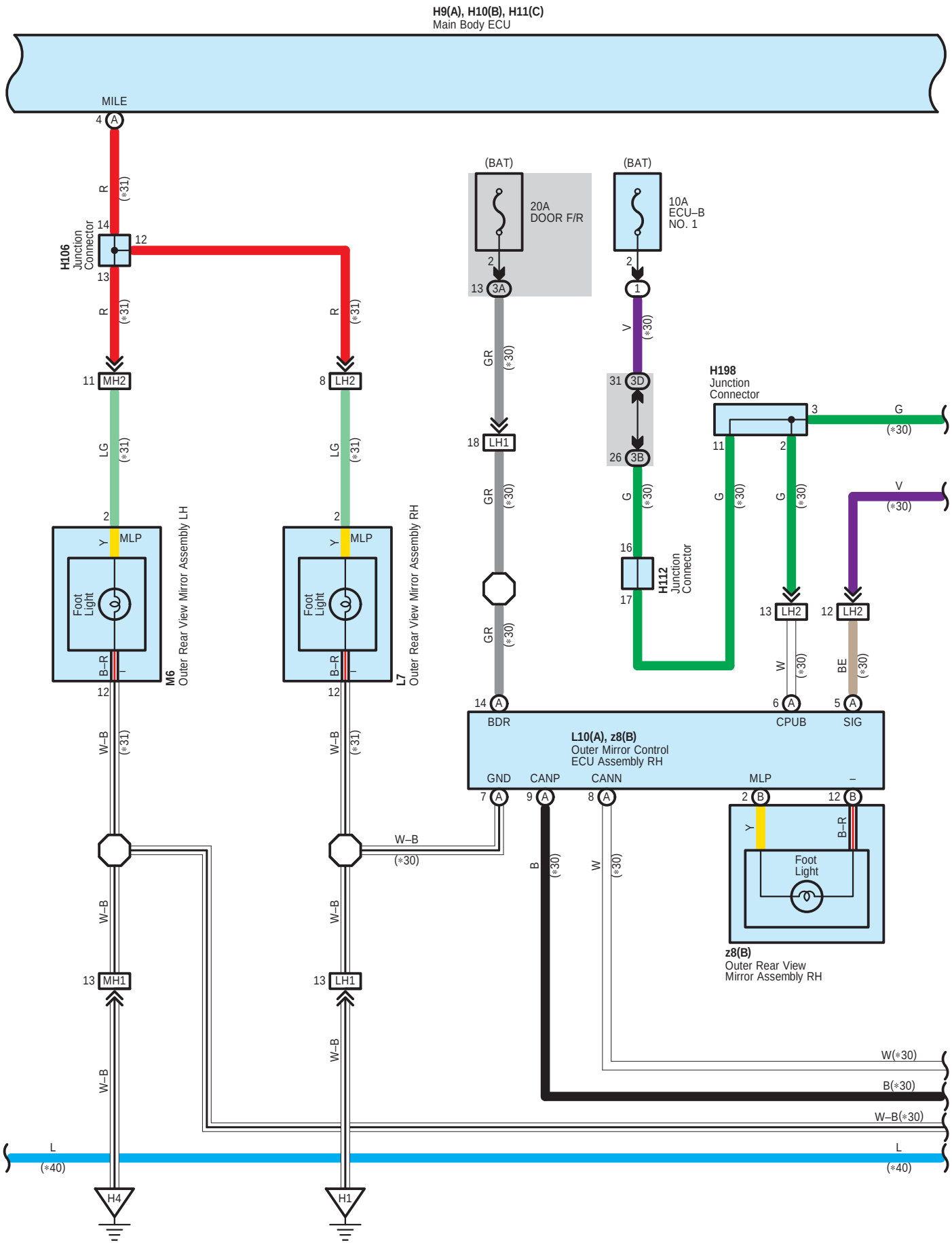
H9(A), H10(B), H11(C)
Main Body ECU
MILE
4 A
R
(*31)
14
12
H106
Junction
Connector
13
R
(*31)
11 MH2
LG
(*31)
2
Y
MLP
Foot
Light
B–R
12
M6
Outer Rear View Mirror Assembly LH
W–B
(*31)
W–B
13 MH1
W–B
R
(*31)
8 LH2
LG
(*31)
2
Y
MLP
Foot
Light
B–R
12
L7
Outer Rear View Mirror Assembly RH
W–B
(*31)
W–B
13 LH1
W–B
(BAT)
20A
DOOR F/R
2
13 3A
GR
(*30)
18 LH1
GR
(*30)
GR
(*30)
14 A
BDR
(BAT)
10A
ECU–B
NO. 1
2
1
V
(*30)
31 3D
26 3B
G
(*30)
16
17
H112
Junction
Connector
H198
Junction
Connector
3
G
(*30)
11
2
G
(*30)
G
(*30)
V
(*30)
13 LH2
12 LH2
W
(*30)
BE
(*30)
6 A
CPUB
5 A
SIG
L10(A), z8(B)
Outer Mirror Control
ECU Assembly RH
GND
CANP
CANN
MLP
–
7 A
9 A
8 A
2 B
12 B
W–B
(*30)
B
(*30)
W
(*30)
Y
B–R
Foot
Light
z8(B)
Outer Rear View
Mirror Assembly RH
W(*30)
B(*30)
W–B(*30)
L
(*40)
L
(*40)
H4
H1

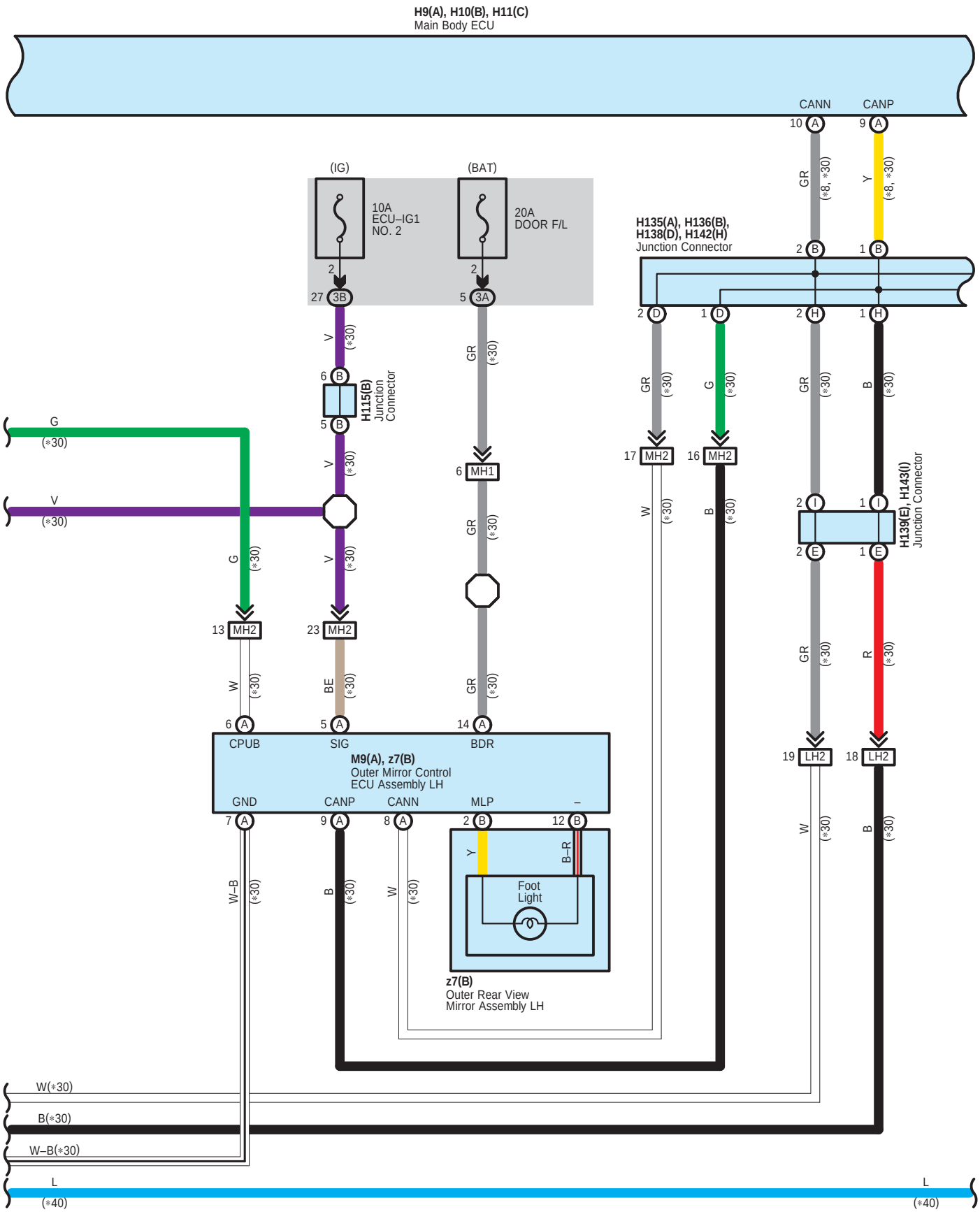
H9(A), H10(B), H11(C)
Main Body ECU
CANN
CANP
10 A
9 A
GR
(*8, *30)
Y
(*8, *30)
(IG)
(BAT)
10A
ECU–IG1
NO. 2
20A
DOOR F/L
2
27 3B
2
5 3A
H135(A), H136(B),
H138(D), H142(H)
Junction Connector
2 B
1 B
2 D
1 D
2 H
1 H
V
(*30)
6 B
H115(B)
Junction
Connector
5 B
GR
(*30)
GR
(*30)
G
(*30)
B
(*30)
G
(*30)
V
(*30)
6 MH1
17 MH2
16 MH2
W
(*30)
B
(*30)
2 I
1 I
H139(E), H143(I)
Junction Connector
2 E
1 E
V
(*30)
G
(*30)
V
(*30)
13 MH2
23 MH2
GR
(*30)
R
(*30)
W
(*30)
BE
(*30)
GR
(*30)
6 A
5 A
14 A
CPUB
SIG
BDR
M9(A), z7(B)
Outer Mirror Control
ECU Assembly LH
19 LH2
18 LH2
GND
CANP
CANN
MLP
–
7 A
9 A
8 A
2 B
12 B
W
(*30)
B
(*30)
W–B
(*30)
B
(*30)
W
(*30)
Y
B–R
Foot
Light
z7(B)
Outer Rear View
Mirror Assembly LH
W(*30)
B(*30)
W–B(*30)
L
(*40)
L
(*40)

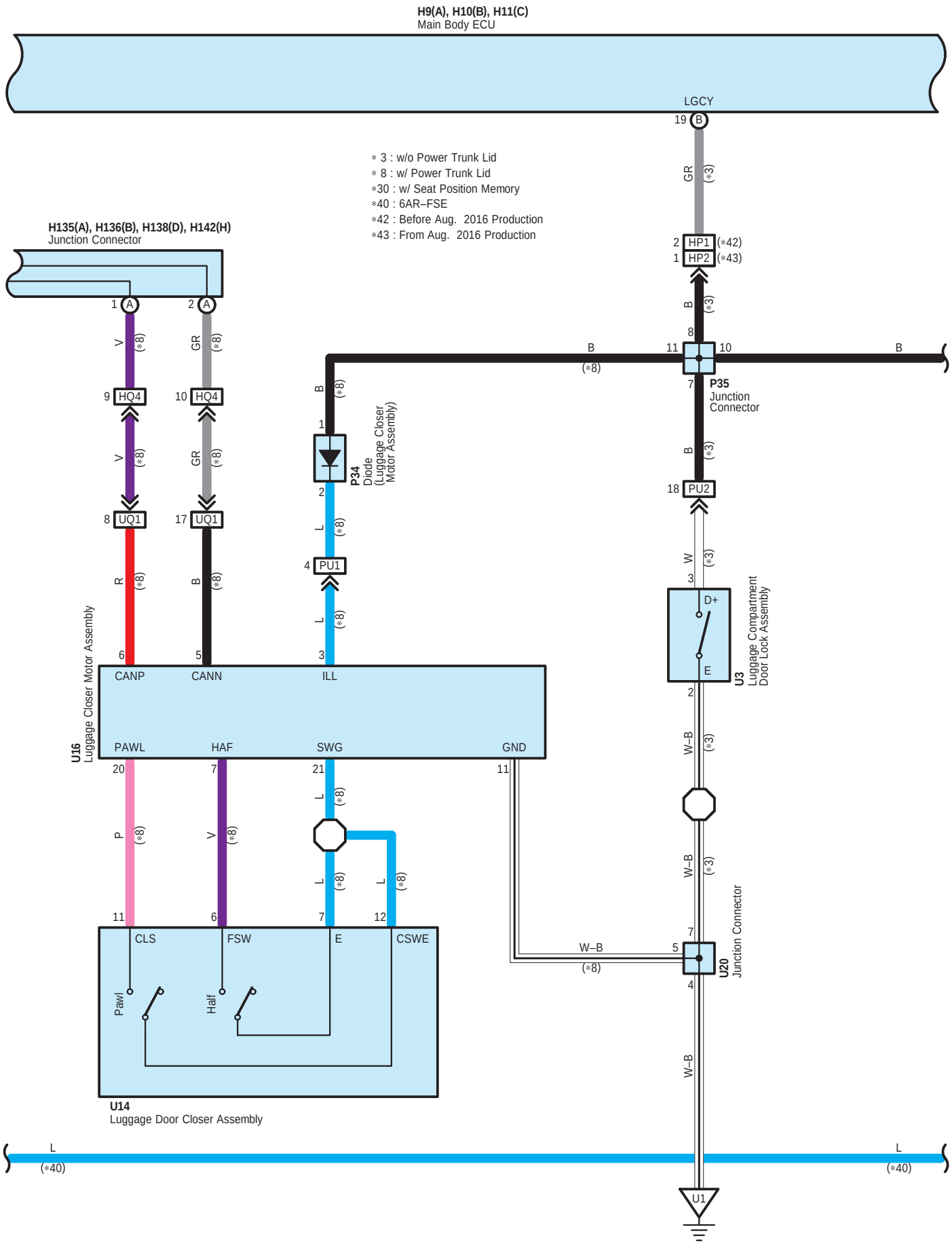
H9(A), H10(B), H11(C)
Main Body ECU
LGCY
19 B
GR (∗3)
∗ 3 : w/o Power Trunk Lid
∗ 8 : w/ Power Trunk Lid
∗30 : w/ Seat Position Memory
∗40 : 6AR–FSE
∗42 : Before Aug. 2016 Production
∗43 : From Aug. 2016 Production
2 HP1 (∗42)
1 HP2 (∗43)
B (∗3)
8
B (∗8)
11
10
B
7
P35
Junction Connector
B (∗3)
18 PU2
W (∗3)
3
D+
E
U3
Luggage Compartment Door Lock Assembly
2
W–B (∗3)
W–B (∗3)
7
5
W–B (∗8)
U20
Junction Connector
4
W–B
H135(A), H136(B), H138(D), H142(H)
Junction Connector
1 A
2 A
V (∗8)
GR (∗8)
9 HQ4
10 HQ4
V (∗8)
GR (∗8)
8 UQ1
17 UQ1
R (∗8)
B (∗8)
6
5
CANP
CANN
U16
Luggage Closer Motor Assembly
B (∗8)
1
P34
Diode
(Luggage Closer Motor Assembly)
2
L (∗8)
4 PU1
L (∗8)
3
ILL
PAWL
HAF
SWG
GND
20
7
21
11
P (∗8)
V (∗8)
L (∗8)
L (∗8)
L (∗8)
11
6
7
12
CLS
FSW
E
CSWE
Pawl
Half
U14
Luggage Door Closer Assembly
L (∗40)
L (∗40)
U1

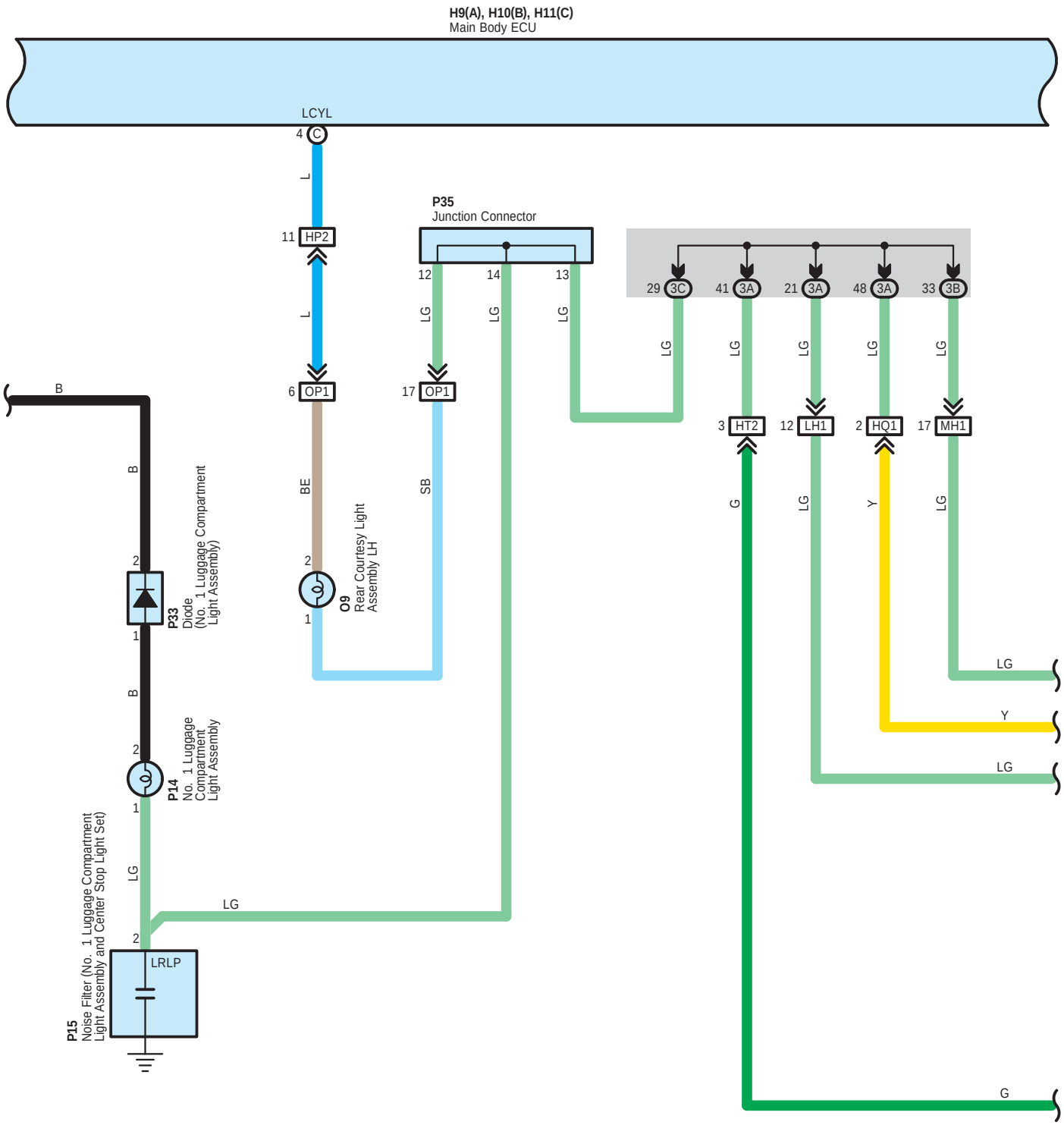

∗40 : 6AR–FSE
∗41 : Except 6AR–FSE
∗42 : Before Aug. 2016 Production
∗43 : From Aug. 2016 Production

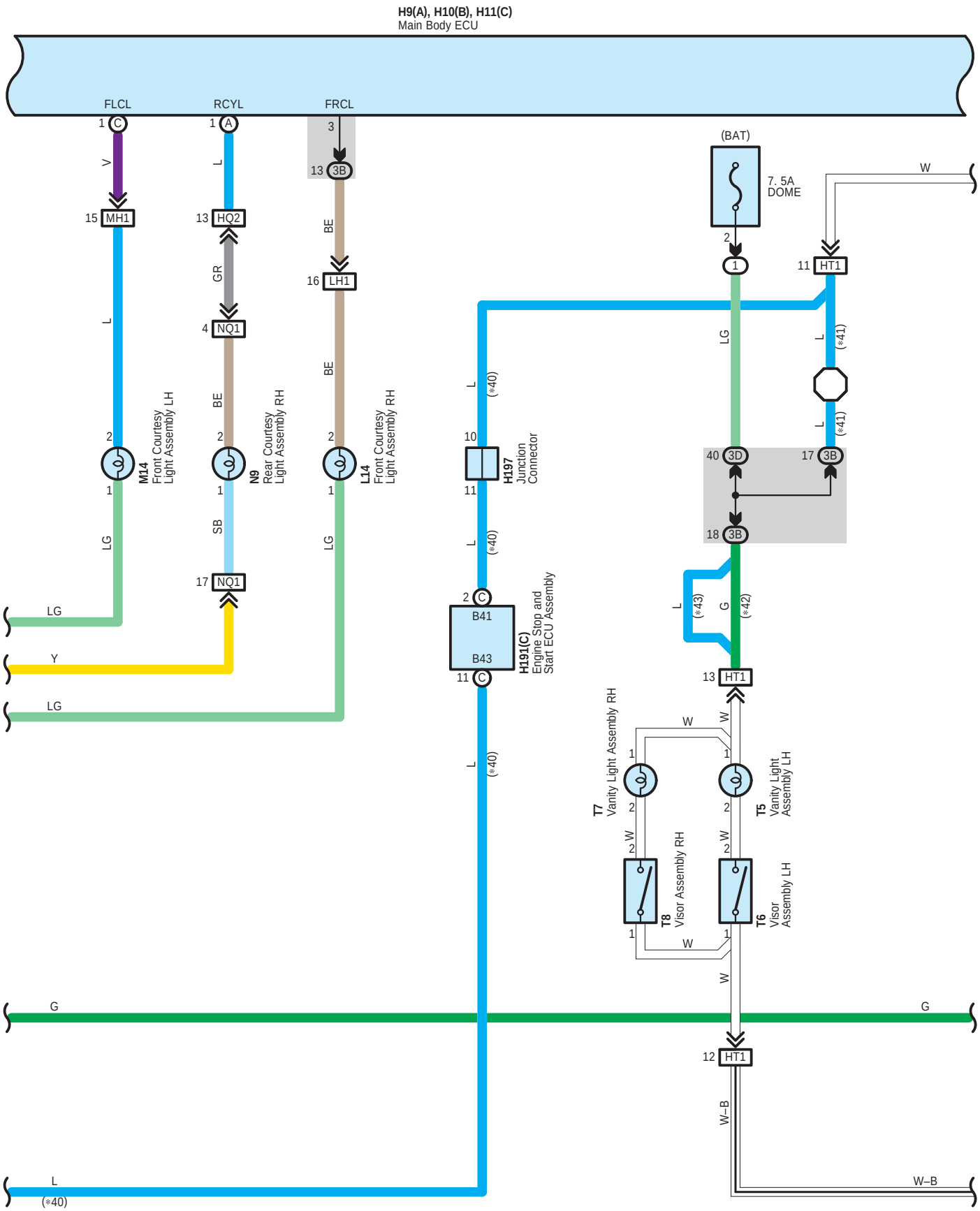
H9(A), H10(B), H11(C)
Main Body ECU
FLCL
RCYL
FRCL
(BAT)
7. 5A
DOME
M14
Front Courtesy
Light Assembly LH
N9
Rear Courtesy
Light Assembly RH
L14
Front Courtesy
Light Assembly RH
H197
Junction
Connector
H191(C)
Engine Stop and
Start ECU Assembly
T7
Vanity Light Assembly RH
T5
Vanity Light
Assembly LH
T8
Visor Assembly RH
T6
Visor
Assembly LH
MH1
HQ2
NQ1
LH1
HT1
B41
B43
(*40)
(*41)
(*42)
(*43)

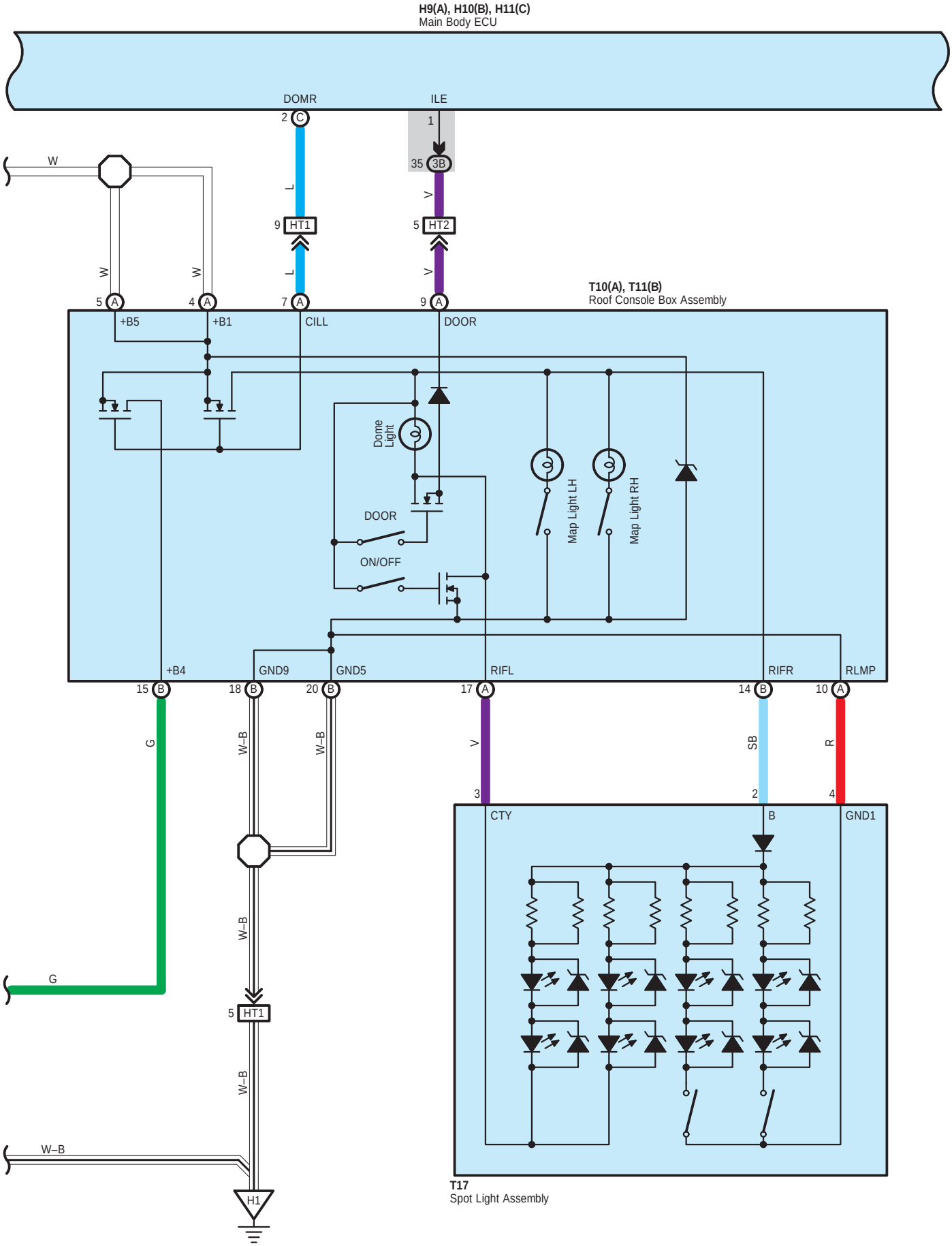
H9(A), H10(B), H11(C)
Main Body ECU
DOMR
ILE
2 C
1
35 3B
W
L
V
9 HT1
5 HT2
W
W
L
V
5 A
4 A
7 A
9 A
T10(A), T11(B)
Roof Console Box Assembly
+B5
+B1
CILL
DOOR
Dome Light
DOOR
ON/OFF
Map Light LH
Map Light RH
+B4
GND9
GND5
RIFL
RIFR
RLMP
15 B
18 B
20 B
17 A
14 B
10 A
G
W–B
W–B
V
SB
R
3
2
4
CTY
B
GND1
W–B
G
5 HT1
W–B
W–B
H1
T17
Spot Light Assembly

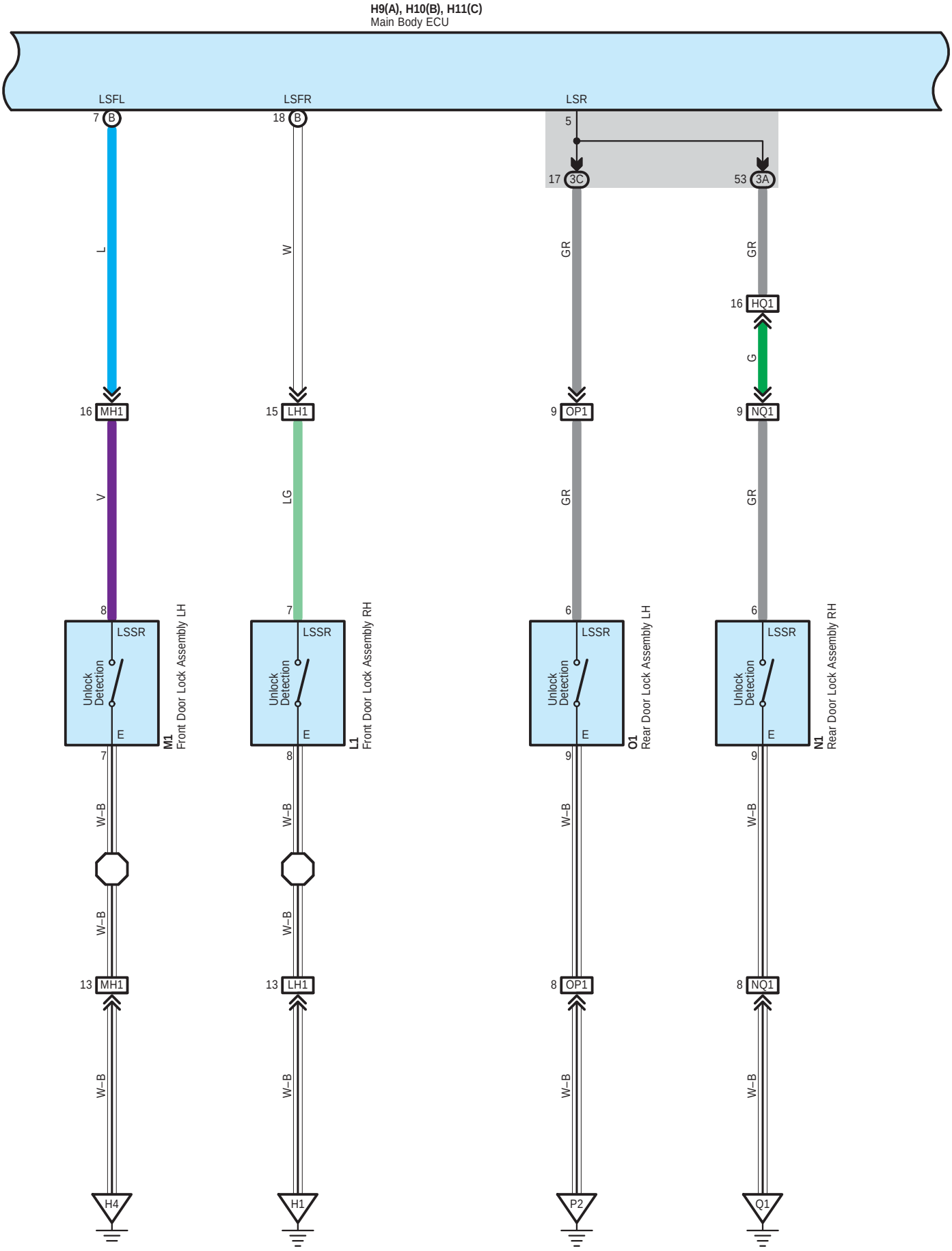
H9(A), H10(B), H11(C)
Main Body ECU
LSFL
LSFR
LSR
7 B
18 B
5
17 3C
53 3A
L
W
GR
GR
16 HQ1
G
16 MH1
15 LH1
9 OP1
9 NQ1
V
LG
GR
GR
8
7
6
6
LSSR
Unlock Detection
E
M1 Front Door Lock Assembly LH
L1 Front Door Lock Assembly RH
O1 Rear Door Lock Assembly LH
N1 Rear Door Lock Assembly RH
7
8
9
9
W–B
W–B
13 MH1
13 LH1
8 OP1
8 NQ1
H4
H1
P2
Q1

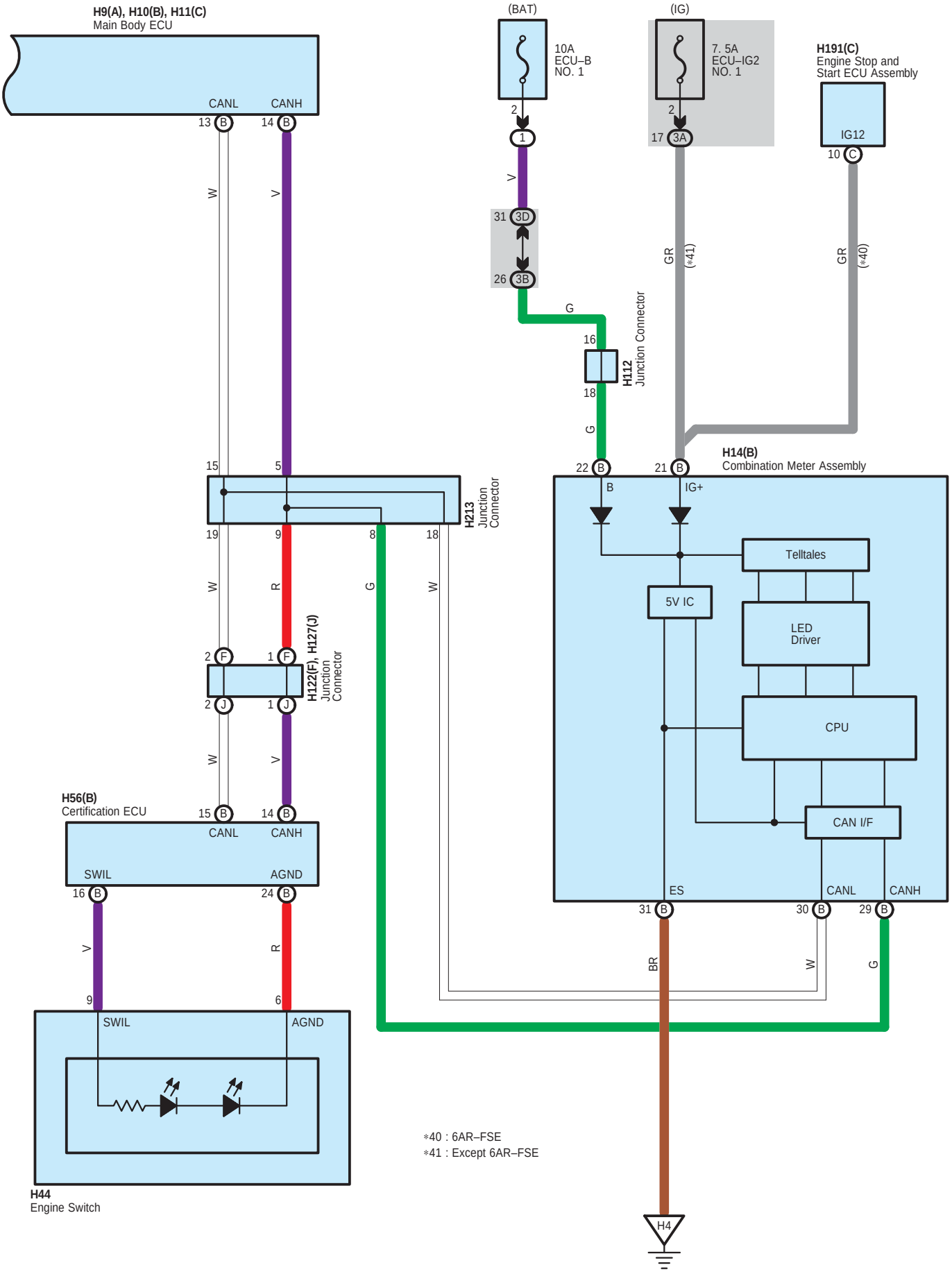
H9(A), H10(B), H11(C)
Main Body ECU
CANL
CANH
13 B
14 B
W
V
(BAT)
10A
ECU–B
NO. 1
2
1
V
31 3D
26 3B
G
16
H112
Junction Connector
18
G
(IG)
7. 5A
ECU–IG2
NO. 1
2
17 3A
GR
(*41)
H191(C)
Engine Stop and
Start ECU Assembly
IG12
10 C
GR
(*40)
15
5
H213
Junction
Connector
19
9
8
18
W
R
G
W
2 F
1 F
H122(F), H127(J)
Junction
Connector
2 J
1 J
W
V
H56(B)
Certification ECU
15 B
14 B
CANL
CANH
SWIL
AGND
16 B
24 B
V
R
9
6
SWIL
AGND
H44
Engine Switch
22 B
21 B
B
IG+
H14(B)
Combination Meter Assembly
Telltales
5V IC
LED
Driver
CPU
CAN I/F
ES
CANL
CANH
31 B
30 B
29 B
BR
W
G
H4
*40 : 6AR–FSE
*41 : Except 6AR–FSE

H 9
White

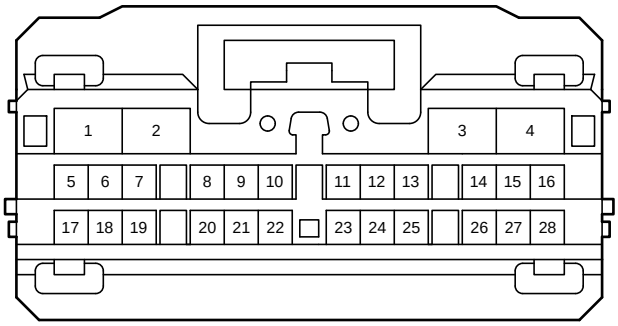

H 10
White

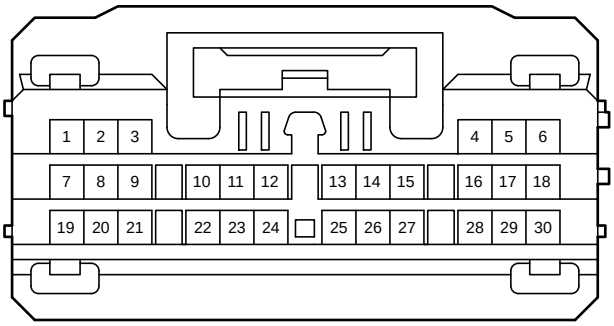

H 11
White

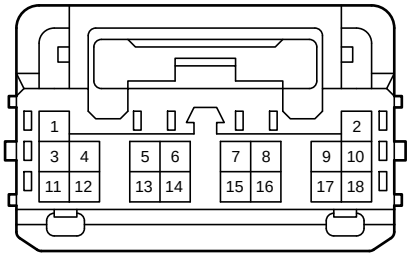

H 14
Black

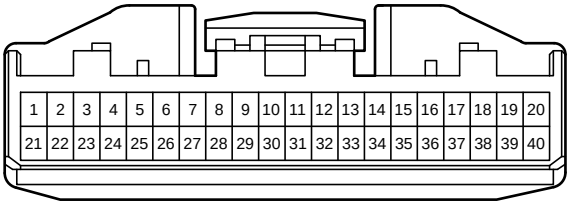

H 44
Black

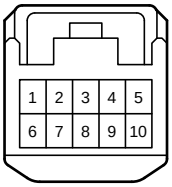

H 47
White

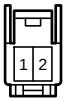

H 48
White

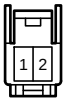

H 56
White

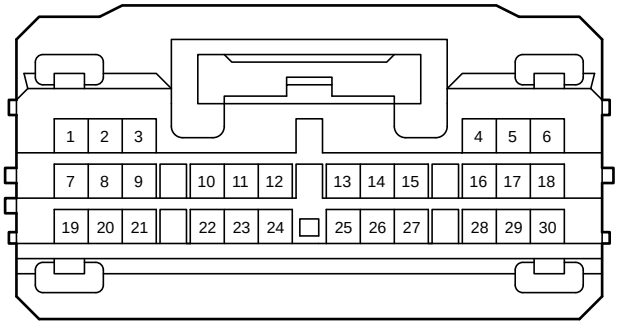

H106
Blue

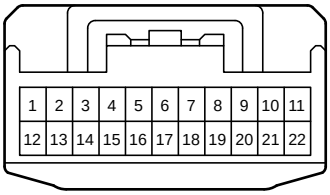

H112
White

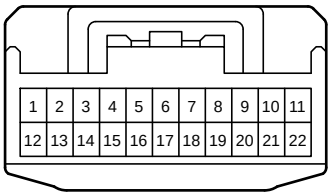

H113
White

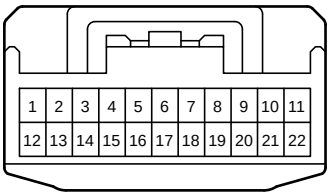

H115
Black

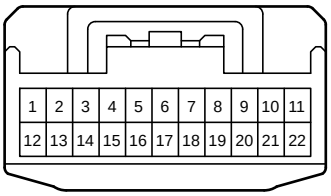

H122
White

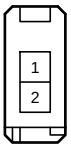

H127
White

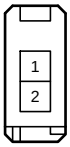

H135
White

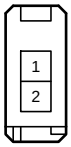

H136
White

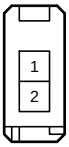

H138
White

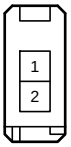

H139
White

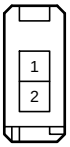

H142
White

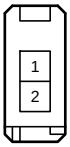

H143
White

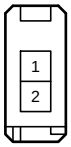

H191
Black

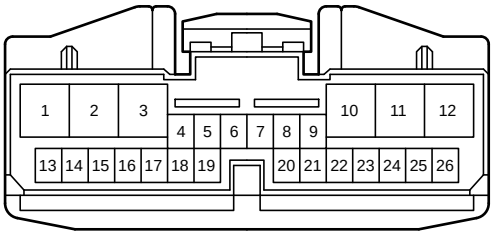

H197
Blue

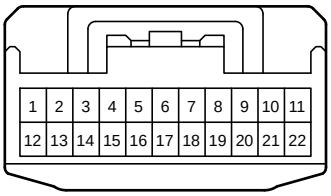

H198
White

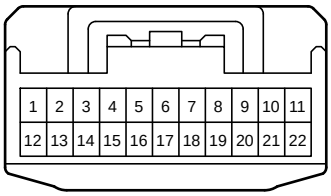

H213
White

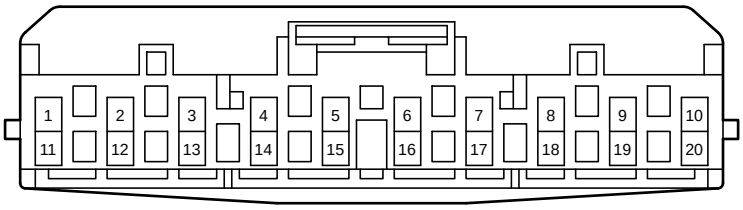

L 1
White

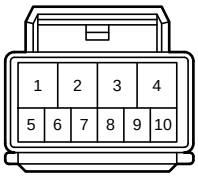

L 7
White

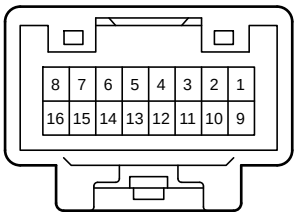

L 10
White

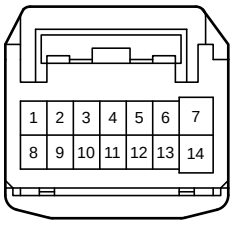

L 14
Gray

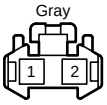

M 1
White

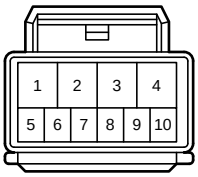

M 6
White

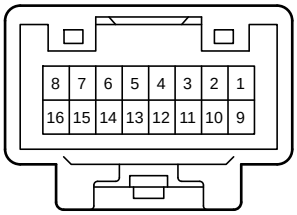

M 9
White

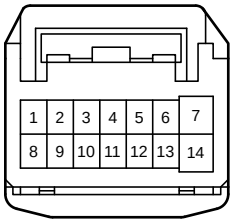

M 14
Gray

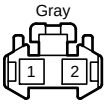

N 1
White

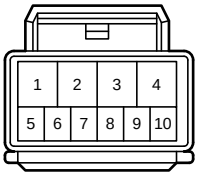

N 9
Gray

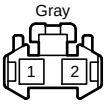

O 1
White

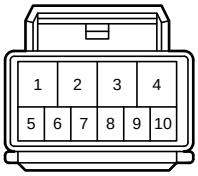

O 9
Gray

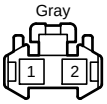

P 3
Black

P 8
White

P 14
White



P 15
Black

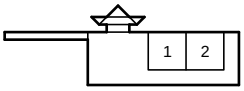

P 33
Black

P 34
Black

P 35
White

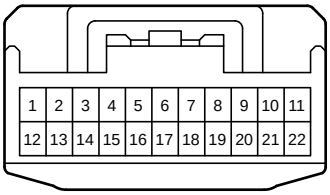

Q 7
Black

Q 13
White

T 5
Gray

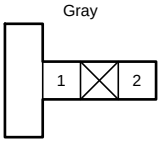

T 6
White

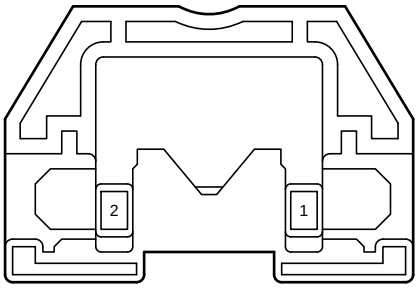

T 7
Gray

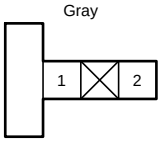

T 8
White

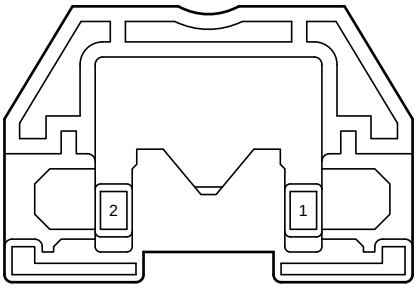

T 10
White

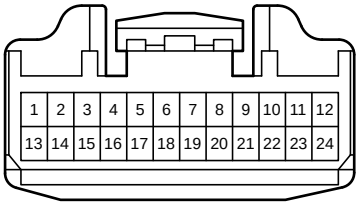

T 11
White

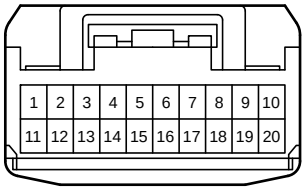

T 17
White

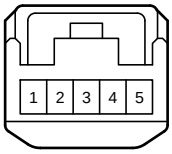

U 3
Black



U 14
White

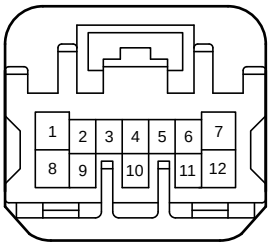

U 16
White

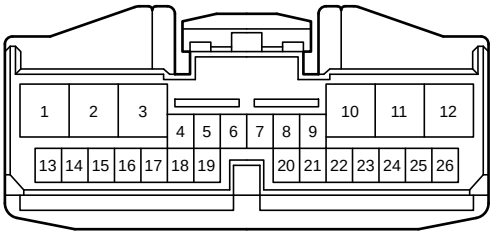

U 20
White

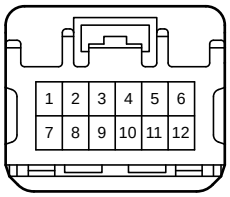

W 13
White

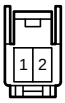

X 14
White

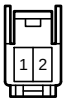

z 7
White

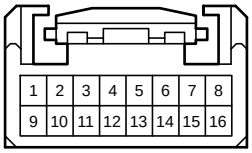

z 8
White

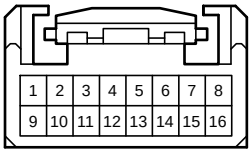

3A
White

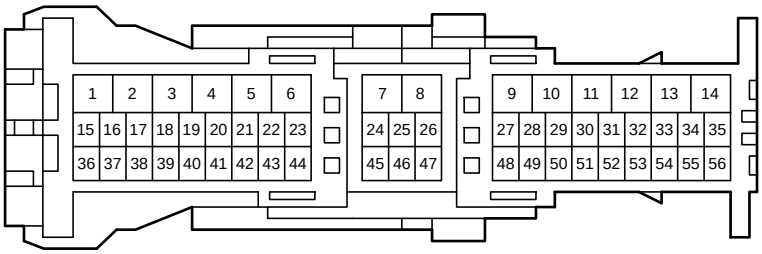

3B
White

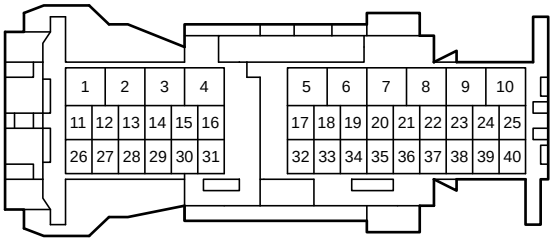

3C
White

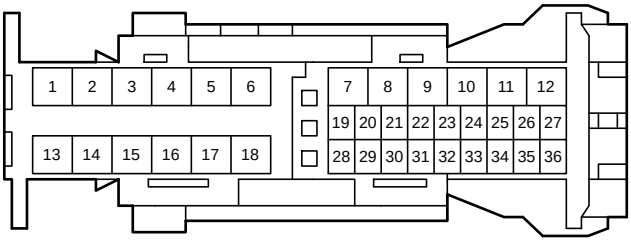

3D
White

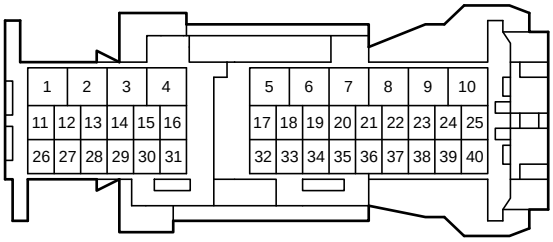

HP1
White

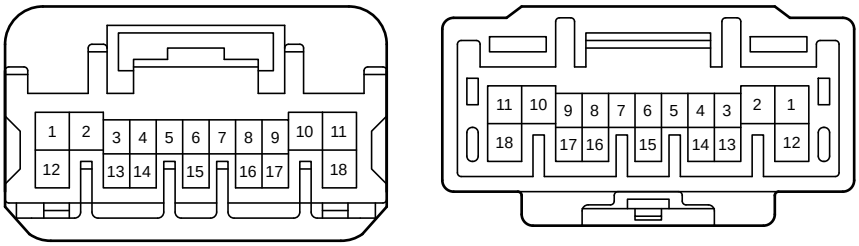

HP2
White

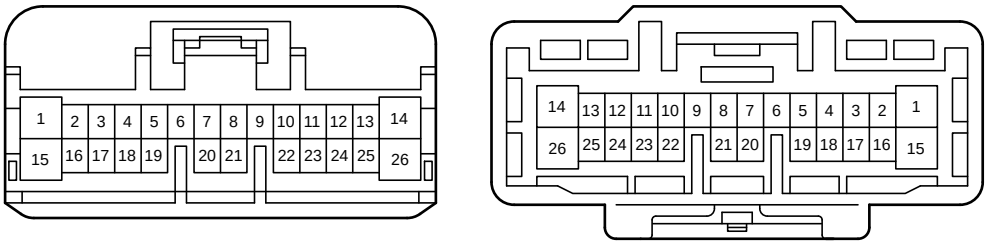

HQ1
White

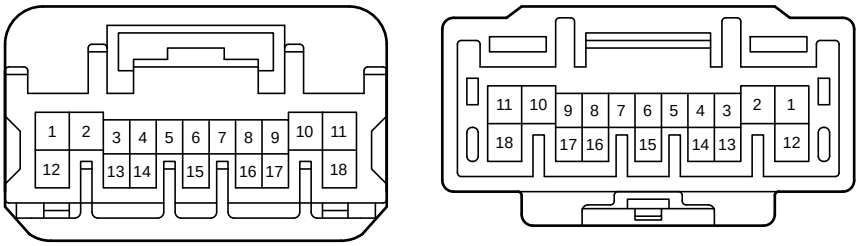

HQ2
White

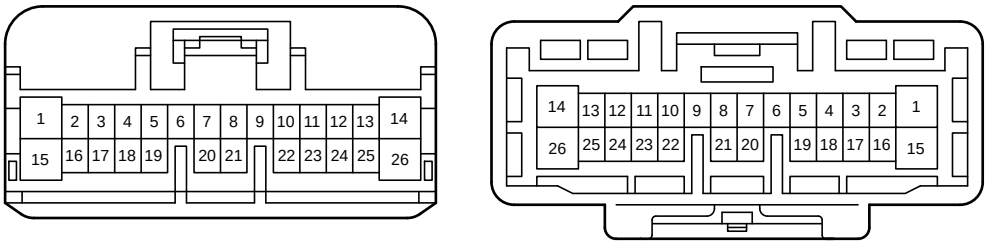

HQ4
White

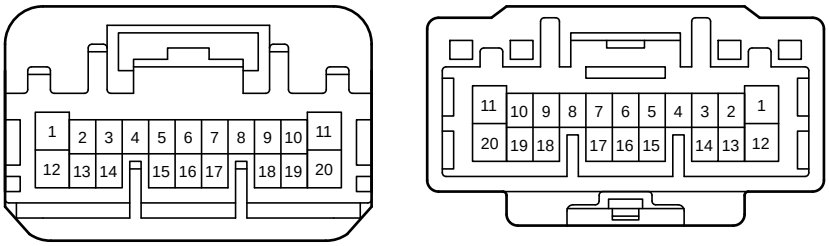

HT1
White

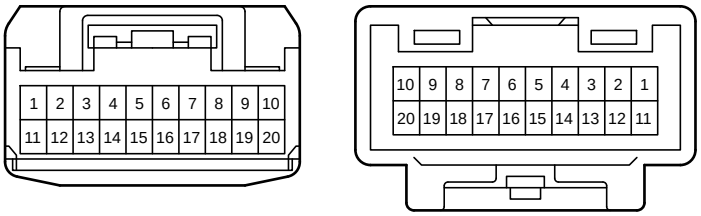

HT2
Gray

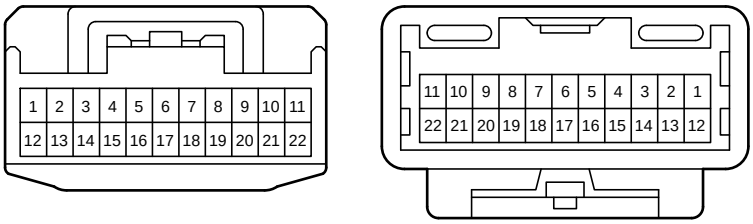

LH1
Gray

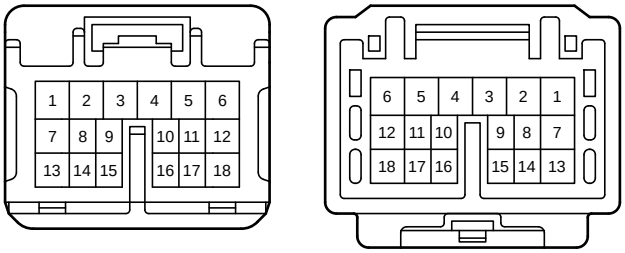

LH2
Blue

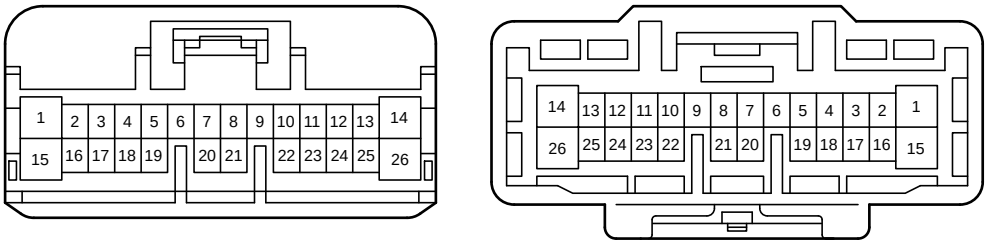

MH1
Blue

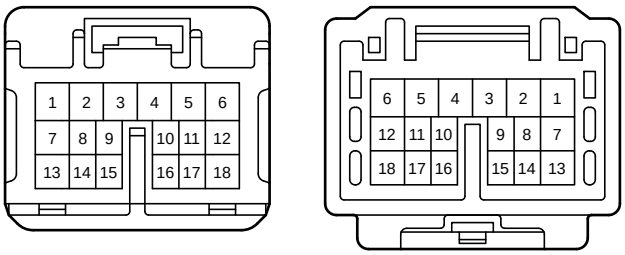

MH2
Gray

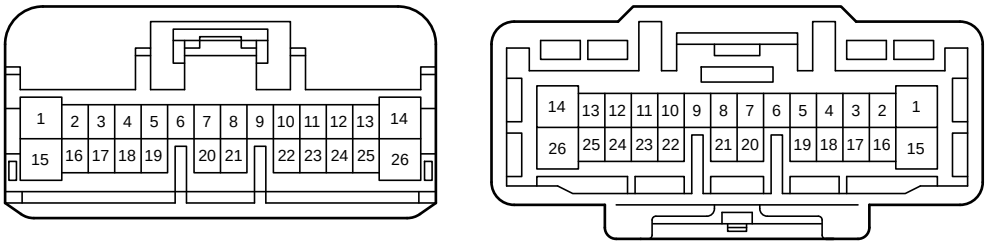

NQ1
White

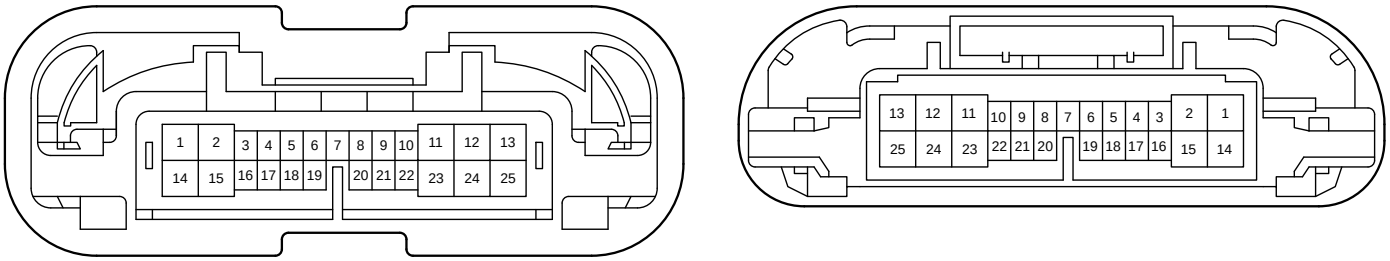

OP1
White

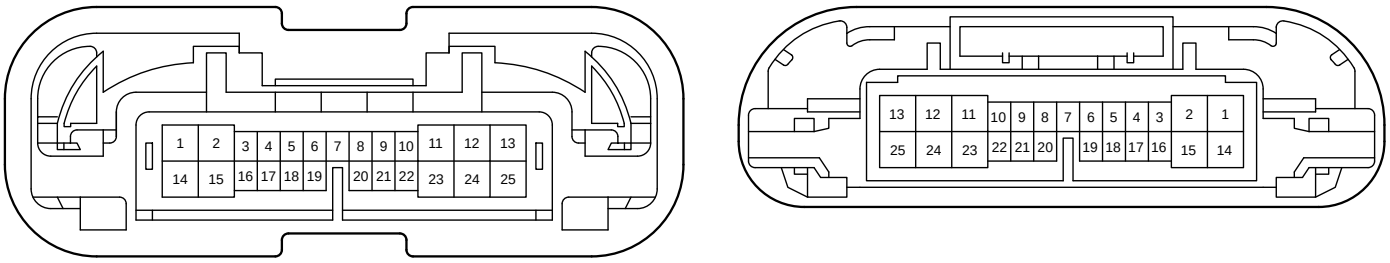

PU1
White

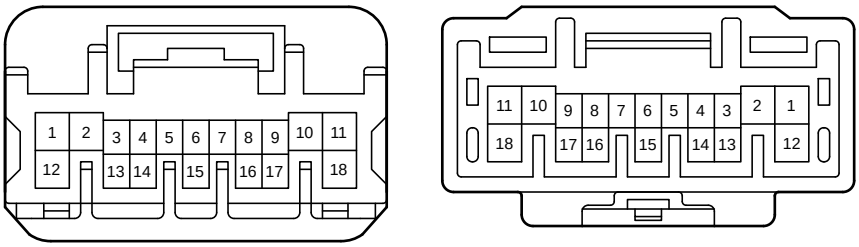

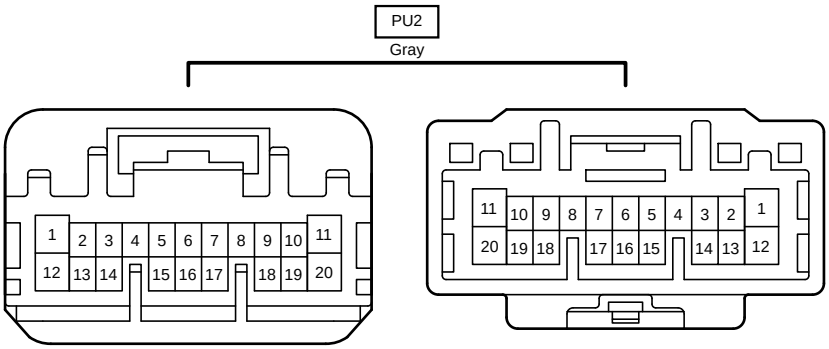
PU2
Gray
1 2 3 4 5 6 7 8 9 10 11
12 13 14 15 16 17 18 19 20
11 10 9 8 7 6 5 4 3 2 1
20 19 18 17 16 15 14 13 12

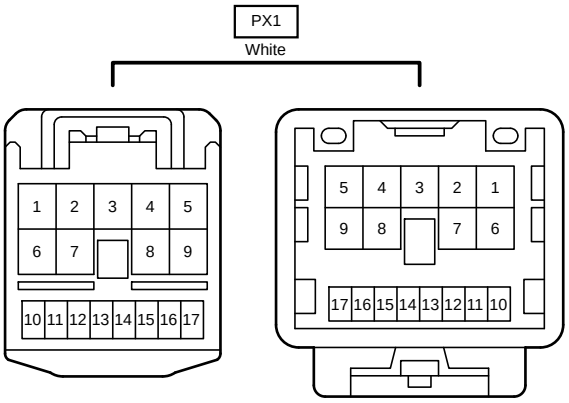
PX1
White
1 2 3 4 5
6 7 8 9
10 11 12 13 14 15 16 17
5 4 3 2 1
9 8 7 6
17 16 15 14 13 12 11 10

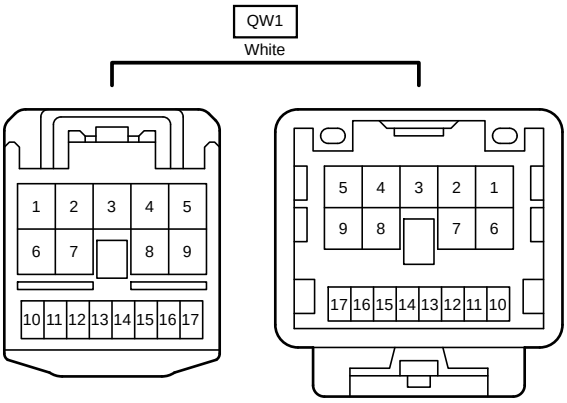
QW1
White
1 2 3 4 5
6 7 8 9
10 11 12 13 14 15 16 17
5 4 3 2 1
9 8 7 6
17 16 15 14 13 12 11 10

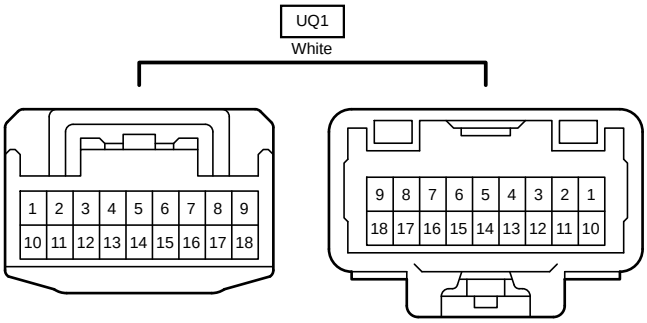
UQ1
White
1 2 3 4 5 6 7 8 9
10 11 12 13 14 15 16 17 18
9 8 7 6 5 4 3 2 1
18 17 16 15 14 13 12 11 10