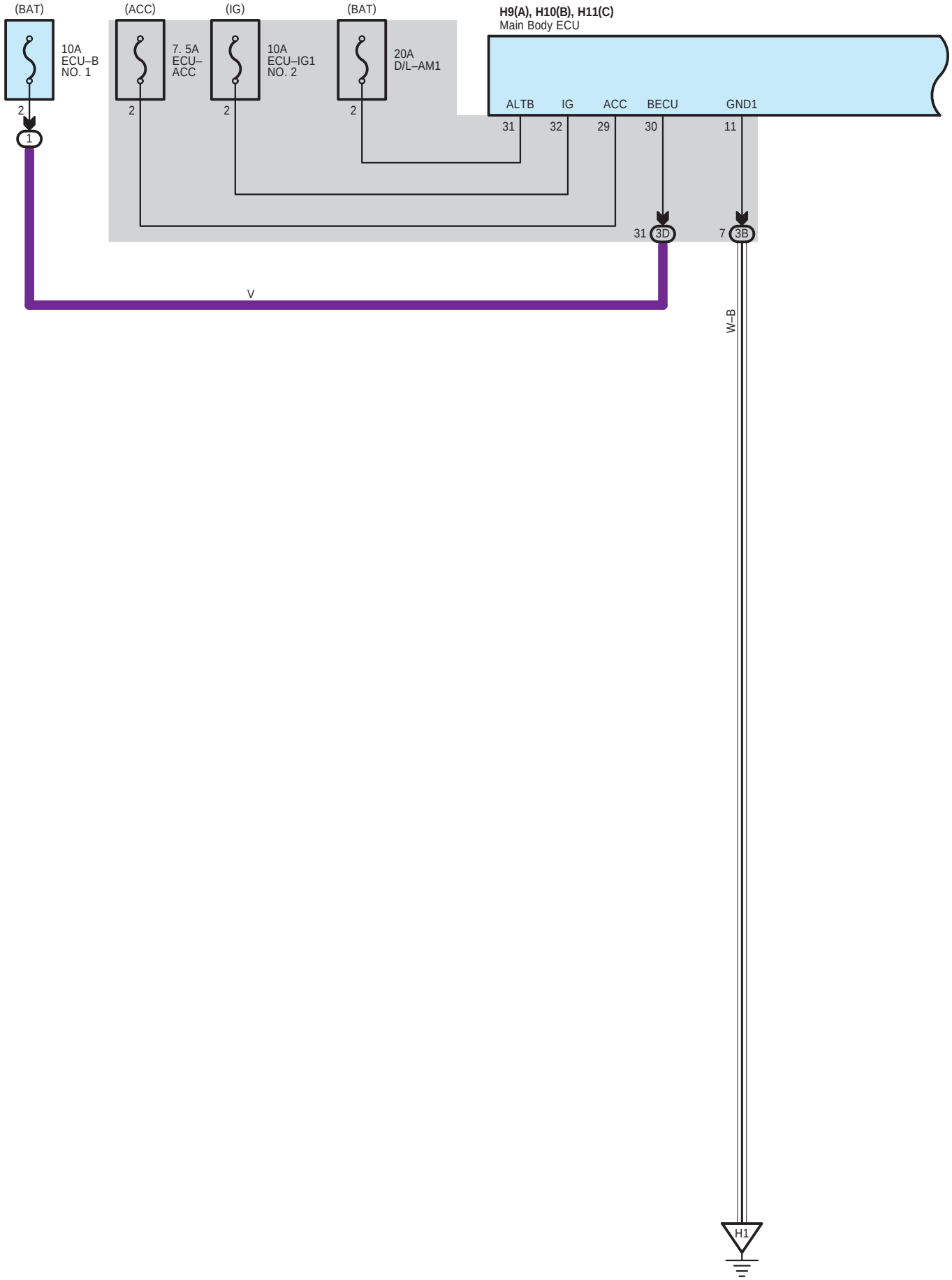
(BAT)
10A
ECU–B
NO. 1
2
1
(ACC)
7. 5A
ECU–
ACC
2
(IG)
10A
ECU–IG1
NO. 2
2
(BAT)
20A
D/L–AM1
2
H9(A), H10(B), H11(C)
Main Body ECU
ALTB
IG
ACC
BECU
GND1
31
32
29
30
11
31
3D
7
3B
V
W–B
H1

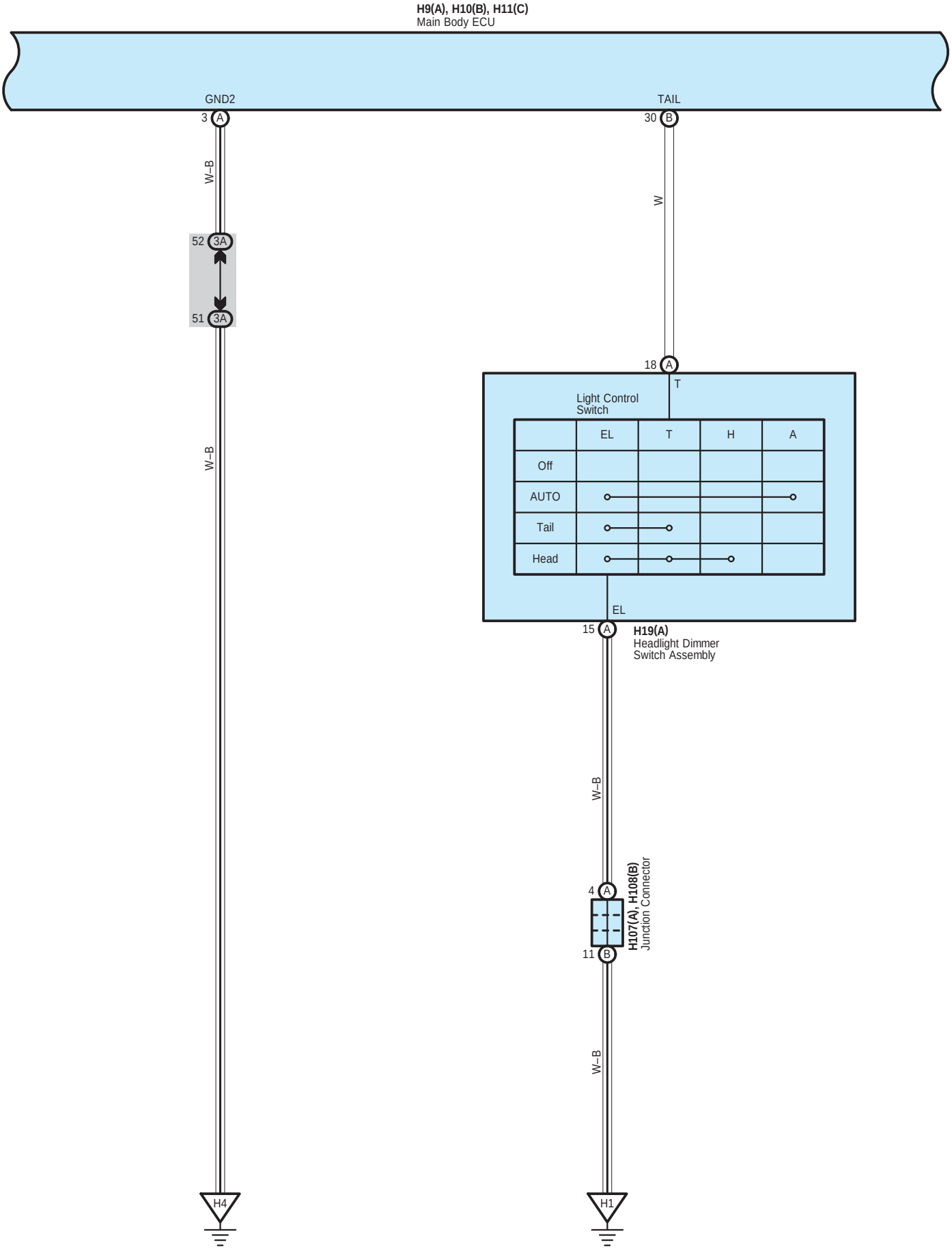
H9(A), H10(B), H11(C)
Main Body ECU
GND2
TAIL
3 A
30 B
W–B
W
52 3A
51 3A
18 A
T
Light Control Switch
EL
T
H
A
Off
AUTO
Tail
Head
EL
15 A
H19(A)
Headlight Dimmer Switch Assembly
W–B
4 A
11 B
H107(A), H108(B)
Junction Connector
W–B
W–B
H4
H1

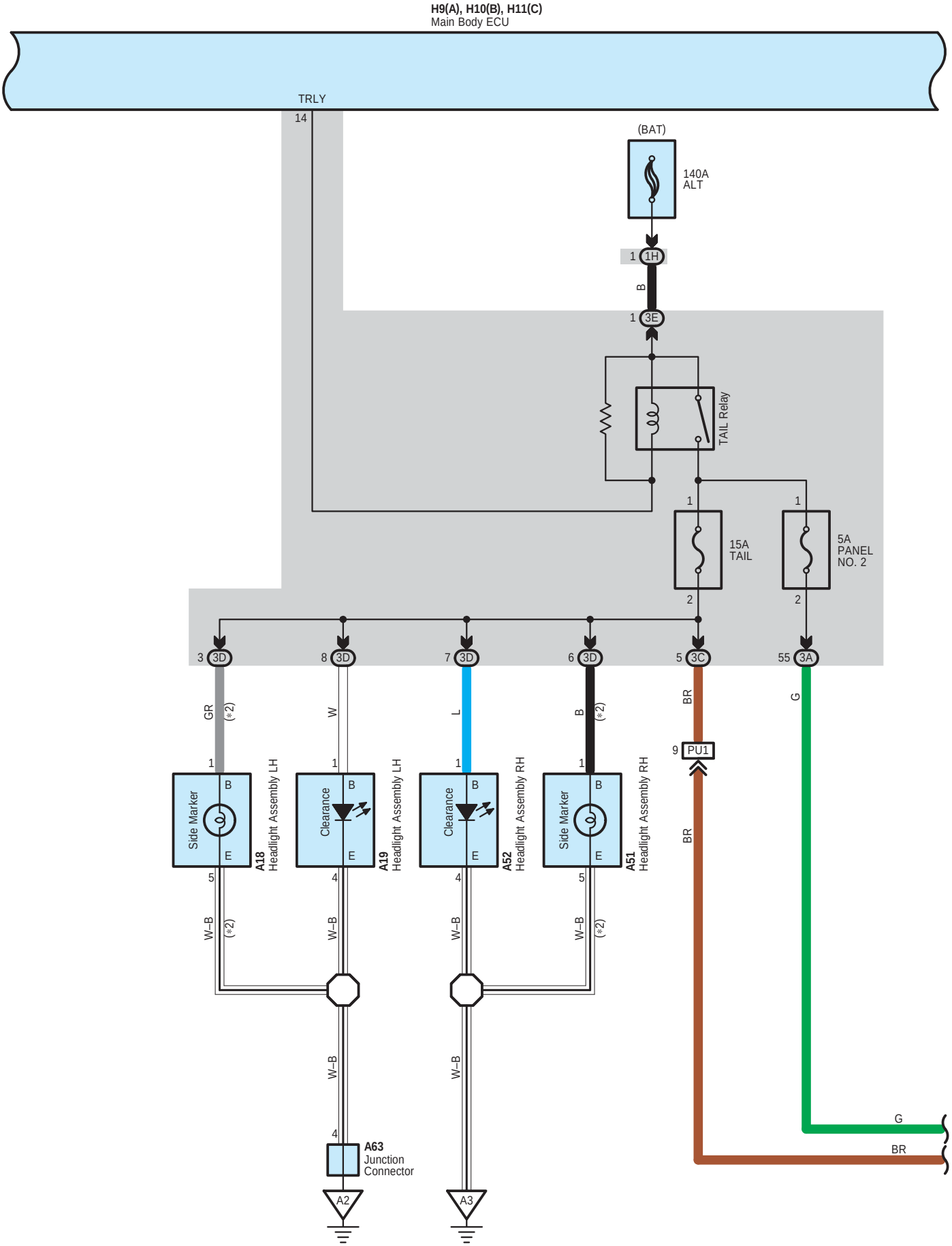
H9(A), H10(B), H11(C)
Main Body ECU
TRLY
14
(BAT)
140A
ALT
1
1H
B
1
3E
TAIL Relay
1
15A
TAIL
2
1
5A
PANEL
NO. 2
2
3
3D
8
3D
7
3D
6
3D
5
3C
55
3A
GR
(*2)
W
L
B
(*2)
BR
G
9
PU1
1
B
Side Marker
E
A18
Headlight Assembly LH
1
B
Clearance
E
A19
Headlight Assembly LH
1
B
Clearance
E
A52
Headlight Assembly RH
1
B
Side Marker
E
A51
Headlight Assembly RH
5
4
4
5
W–B
(*2)
W–B
W–B
W–B
(*2)
BR
W–B
W–B
4
A63
Junction
Connector
A2
A3
G
BR

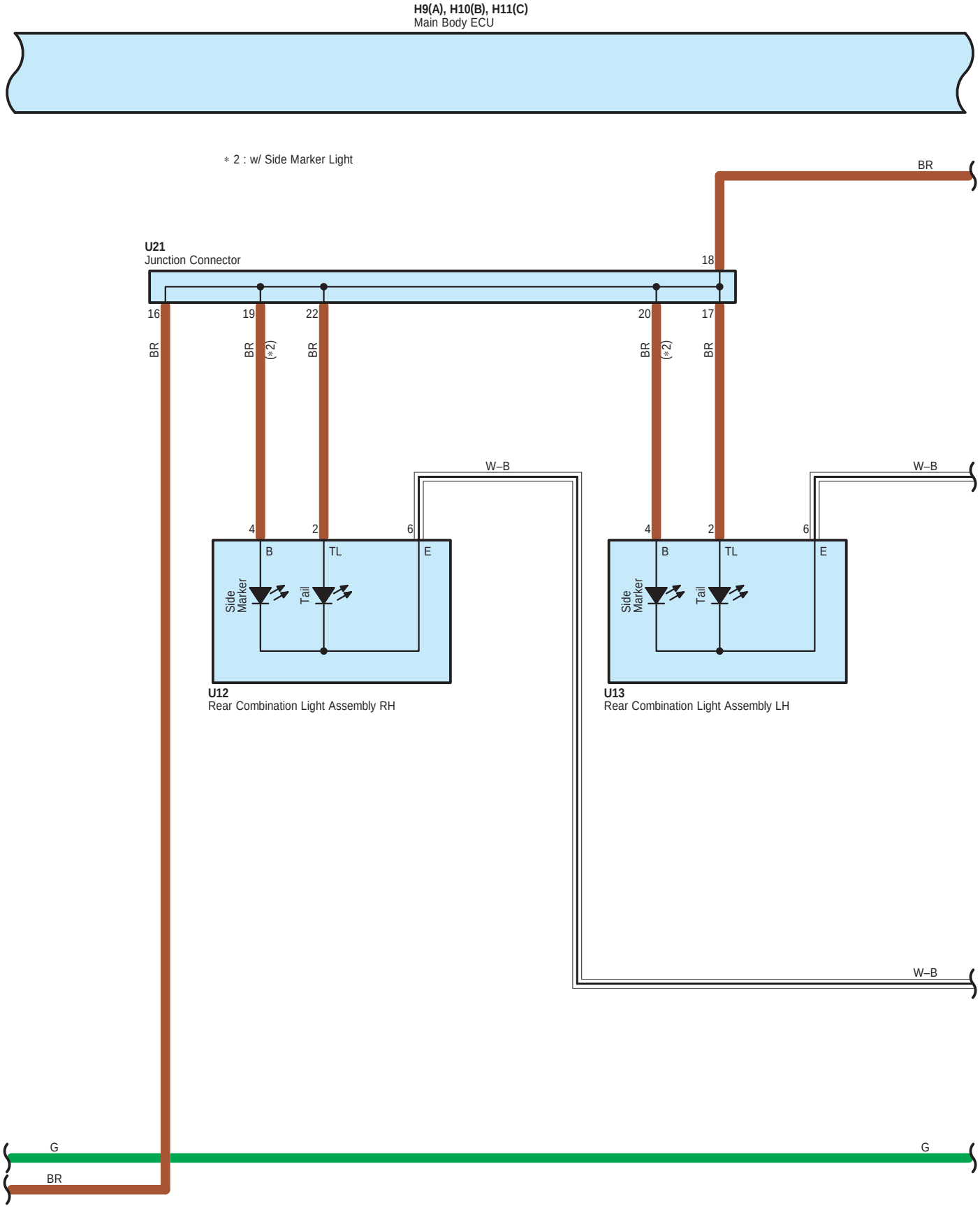
H9(A), H10(B), H11(C)
Main Body ECU
* 2 : w/ Side Marker Light
BR
U21
Junction Connector
18
16
19
22
20
17
BR
BR
(*2)
BR
BR
(*2)
BR
W–B
W–B
4
2
6
B
TL
E
Side Marker
Tail
U12
Rear Combination Light Assembly RH
4
2
6
B
TL
E
Side Marker
Tail
U13
Rear Combination Light Assembly LH
W–B
G
G
BR

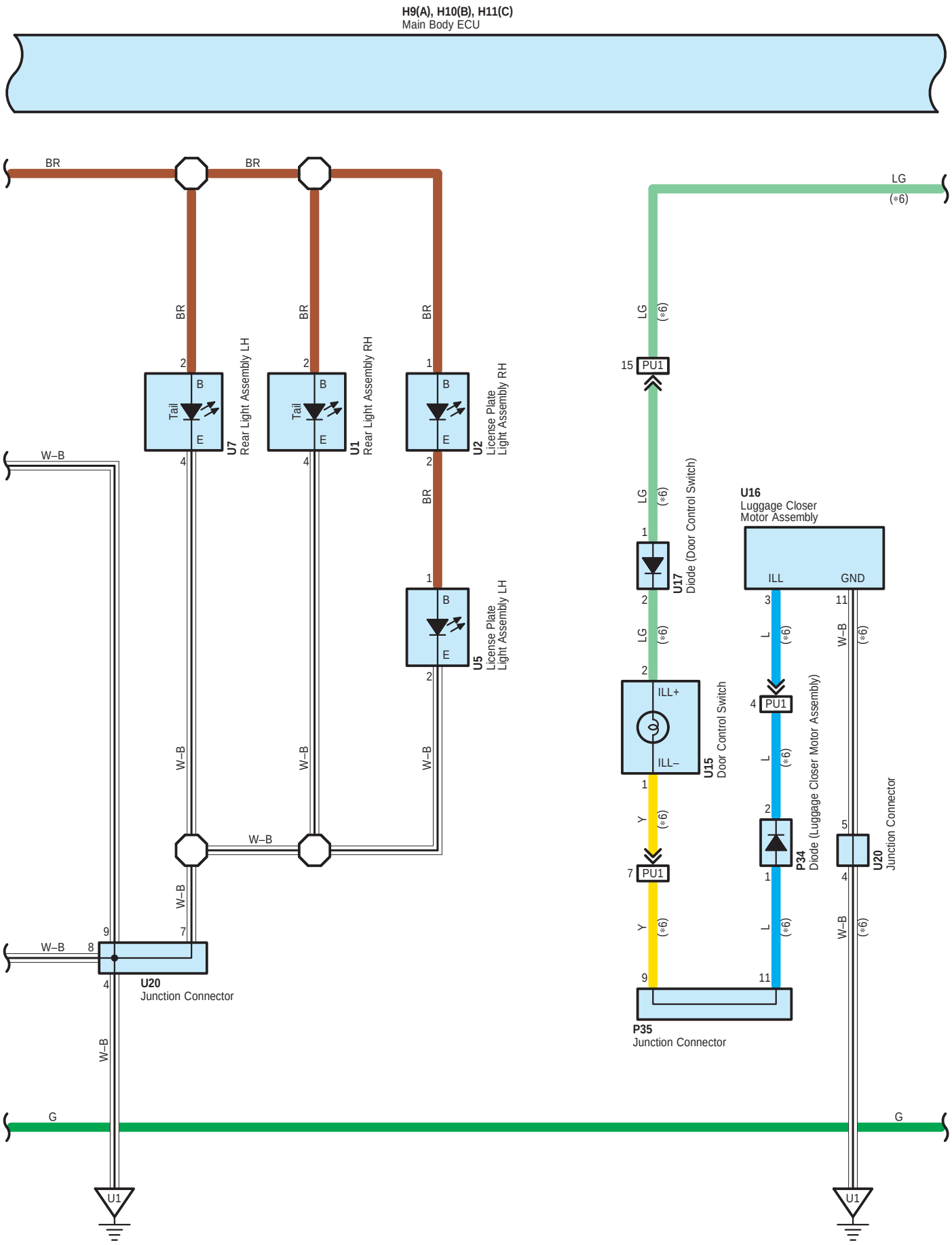
H9(A), H10(B), H11(C)
Main Body ECU
BR
LG
(*6)
W–B
G
U7
Rear Light Assembly LH
U1
Rear Light Assembly RH
U2
License Plate
Light Assembly RH
U5
License Plate
Light Assembly LH
Tail
B
E
U20
Junction Connector
U1
PU1
U17
Diode (Door Control Switch)
U16
Luggage Closer
Motor Assembly
ILL
GND
ILL+
ILL–
U15
Door Control Switch
P34
Diode (Luggage Closer Motor Assembly)
P35
Junction Connector
Y
L

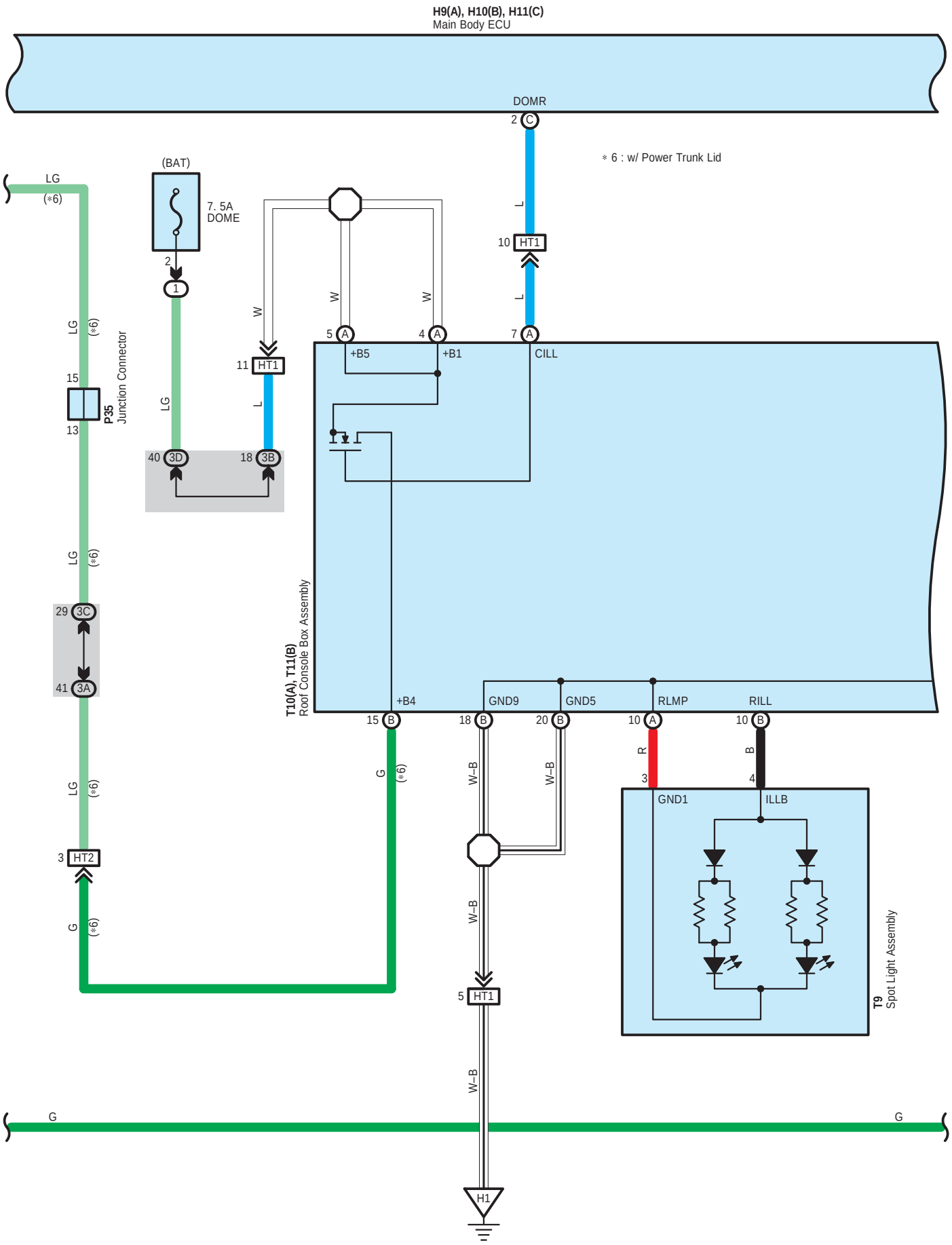
H9(A), H10(B), H11(C)
Main Body ECU
DOMR
2 C
∗ 6 : w/ Power Trunk Lid
(BAT)
7. 5A
DOME
LG
(∗6)
2
1
10 HT1
L
W
5 A
4 A
7 A
+B5
+B1
CILL
11 HT1
15
13
P35
Junction Connector
40 3D
18 3B
29 3C
41 3A
T10(A), T11(B)
Roof Console Box Assembly
+B4
GND9
GND5
RLMP
RILL
15 B
18 B
20 B
10 A
10 B
R
B
3
4
GND1
ILLB
G
W–B
3 HT2
5 HT1
T9
Spot Light Assembly
H1

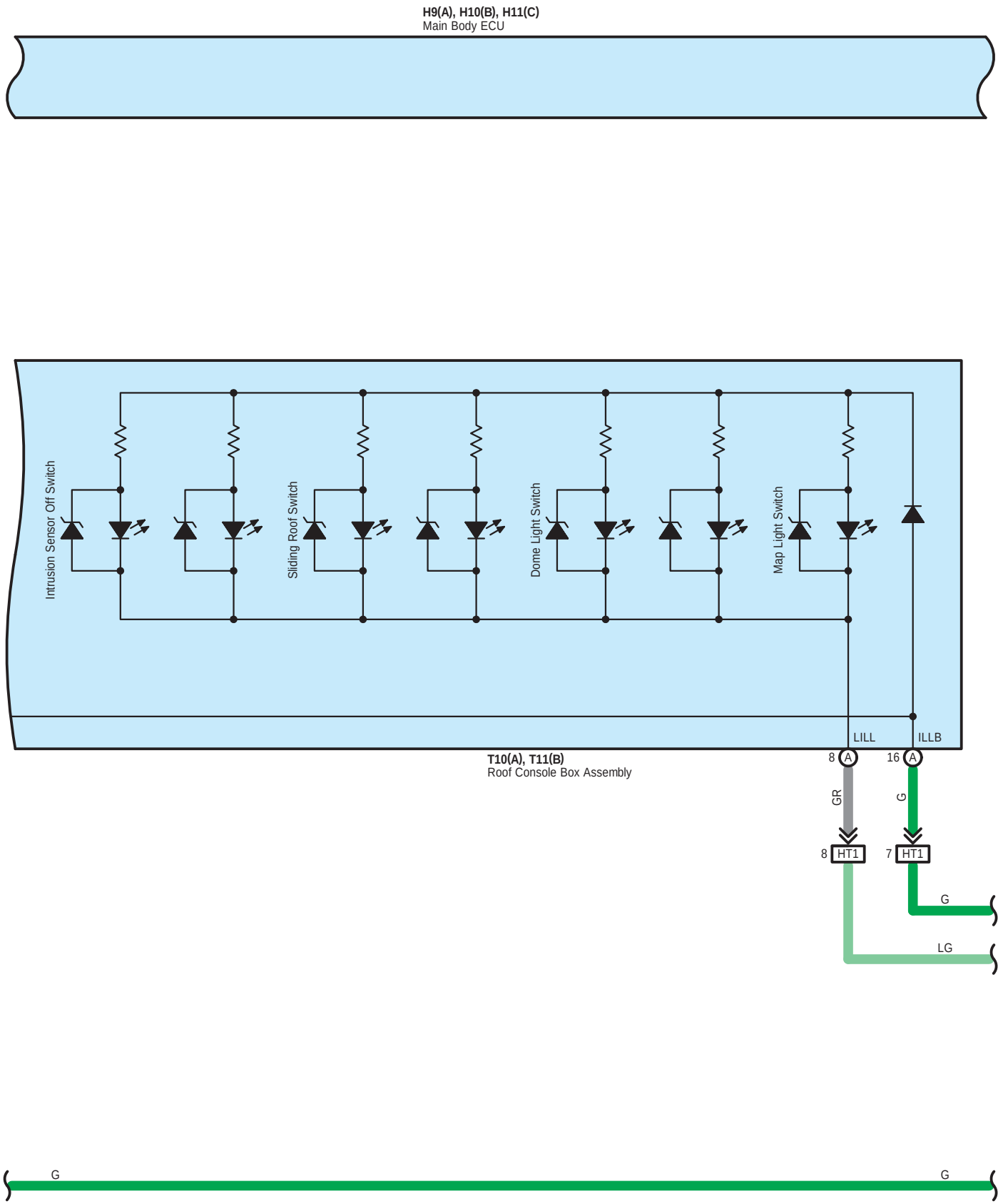
H9(A), H10(B), H11(C)
Main Body ECU
Intrusion Sensor Off Switch
Sliding Roof Switch
Dome Light Switch
Map Light Switch
LILL
ILLB
T10(A), T11(B)
Roof Console Box Assembly
8 A
16 A
GR
G
8 HT1
7 HT1
G
LG
G
G

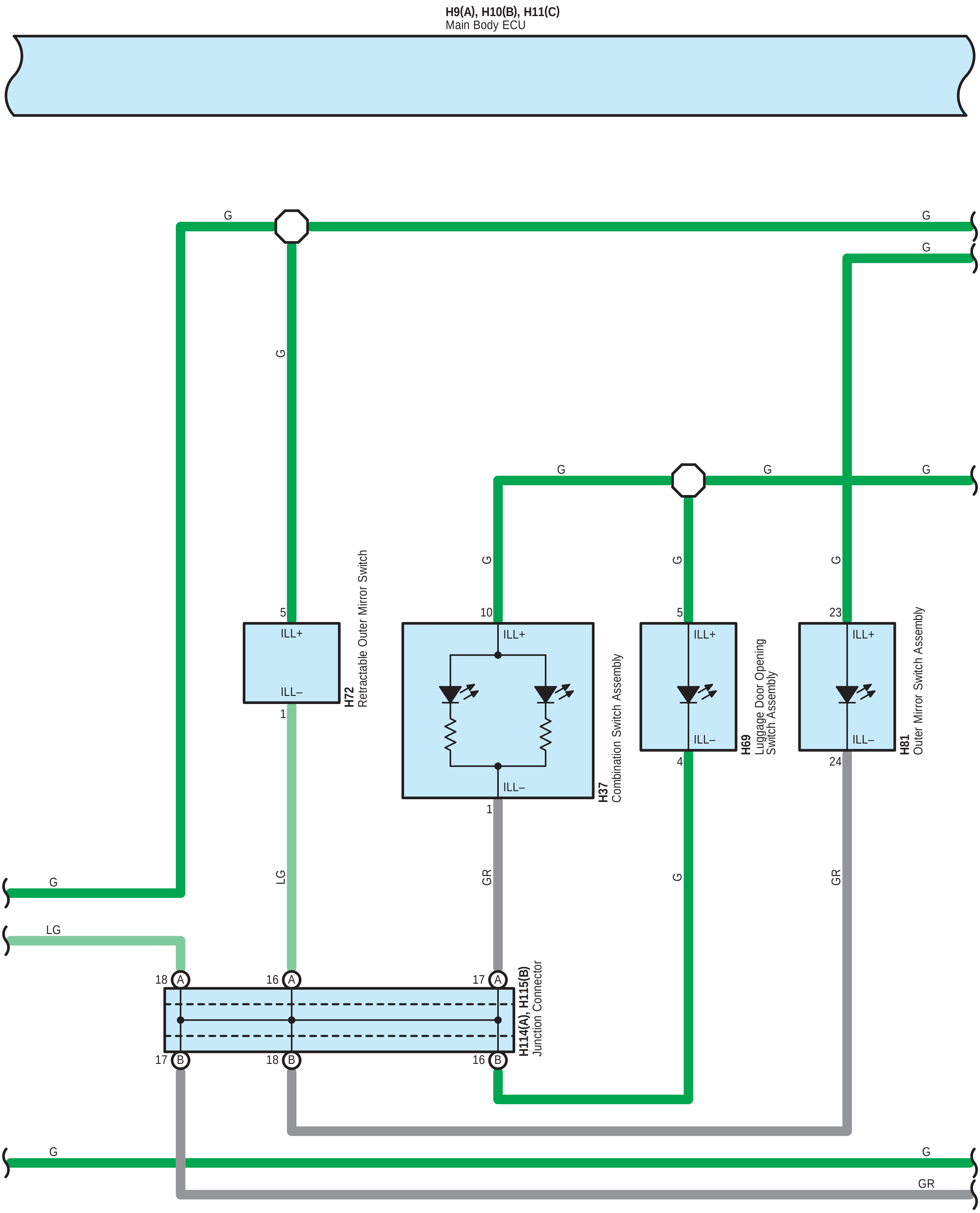
H9(A), H10(B), H11(C)
Main Body ECU
G
G
G
G
G
G
G
G
G
G
5
ILL+
ILL–
1
H72
Retractable Outer Mirror Switch
10
ILL+
ILL–
1
H37
Combination Switch Assembly
5
ILL+
ILL–
4
H69
Luggage Door Opening Switch Assembly
23
ILL+
ILL–
24
H81
Outer Mirror Switch Assembly
LG
LG
GR
GR
18 A
16 A
17 A
17 B
18 B
16 B
H114(A), H115(B)
Junction Connector
G
G
GR

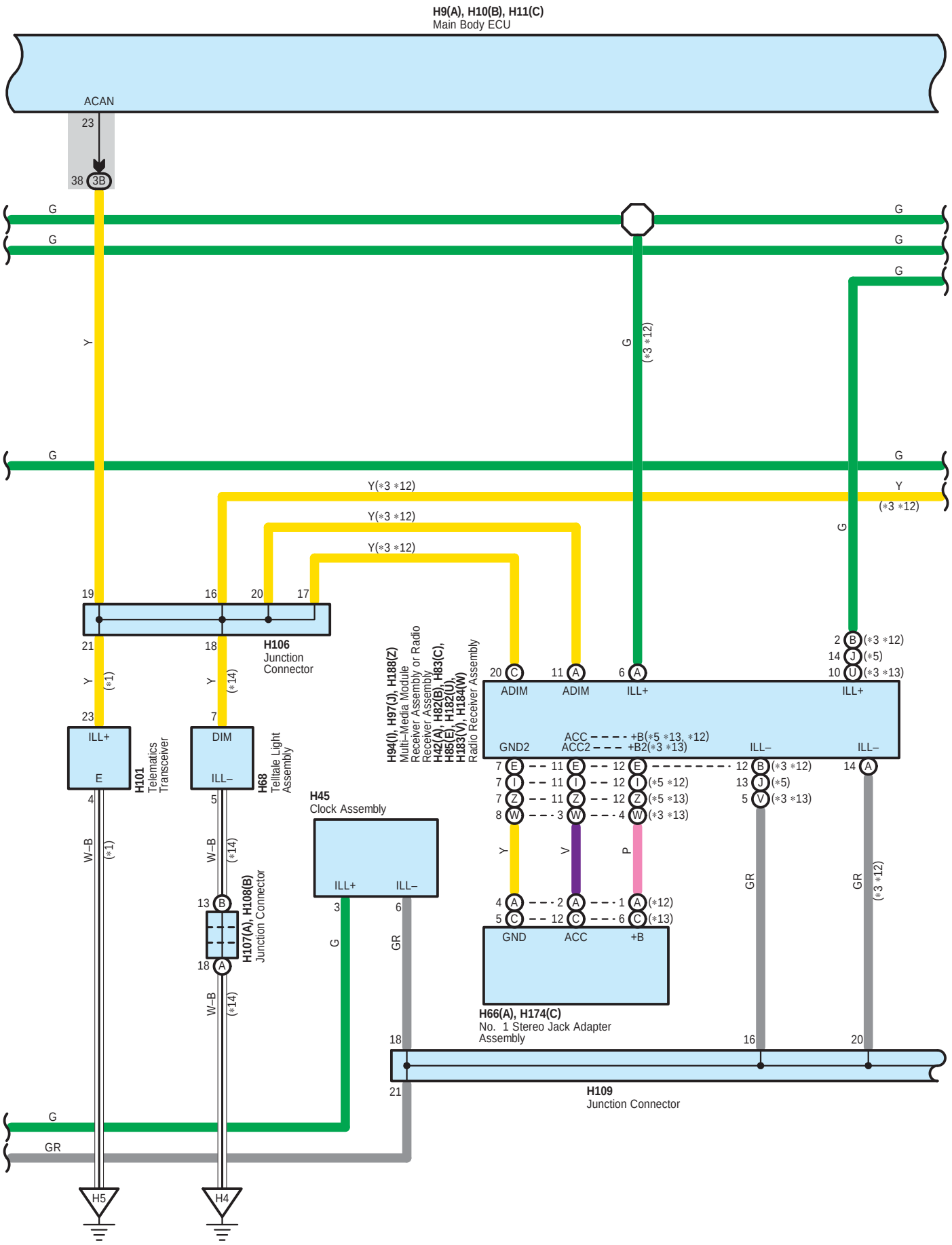
H9(A), H10(B), H11(C)
Main Body ECU
ACAN
23
38 3B
G
Y
Y(*3 *12)
(*3 *12)
19
16
20
17
21
18
H106
Junction Connector
Y (*1)
Y (*14)
23
7
ILL+
E
H101
Telematics Transceiver
DIM
ILL–
H68
Telltale Light Assembly
4
5
W–B (*1)
W–B (*14)
13 B
18 A
H107(A), H108(B)
Junction Connector
H45
Clock Assembly
ILL+
ILL–
3
6
GR
H94(I), H97(J), H188(Z)
Multi-Media Module Receiver Assembly or Radio Receiver Assembly
H42(A), H82(B), H83(C), H85(E), H182(U), H183(V), H184(W)
Radio Receiver Assembly
20 C ADIM
11 A ADIM
6 A ILL+
2 B (*3 *12)
14 J (*5)
10 U (*3 *13)
ILL+
GND2
ACC
ACC2
+B(*5 *13, *12)
+B2(*3 *13)
ILL–
ILL–
7 E 11 E 12 E 12 B (*3 *12)
7 I 11 I 12 I (*5 *12) 13 J (*5)
7 Z 11 Z 12 Z (*5 *13) 5 V (*3 *13)
8 W 3 W 4 W (*3 *13)
14 A
V
P
4 A 2 A 1 A (*12)
5 C 12 C 6 C (*13)
GND
ACC
+B
H66(A), H174(C)
No. 1 Stereo Jack Adapter Assembly
16
20
18
21
H109
Junction Connector
H5
H4

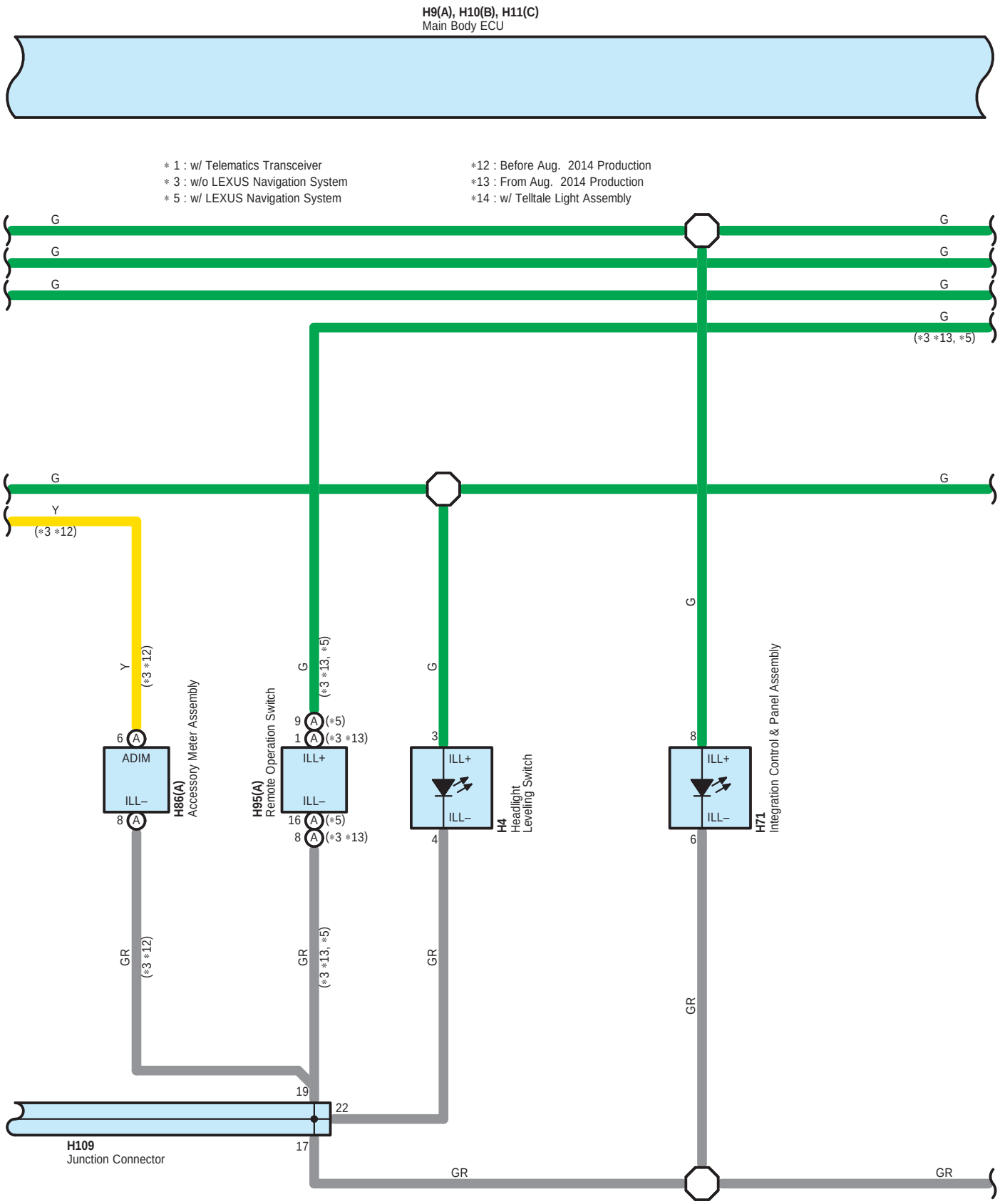
H9(A), H10(B), H11(C)
Main Body ECU
∗1 : w/ Telematics Transceiver
∗3 : w/o LEXUS Navigation System
∗5 : w/ LEXUS Navigation System
∗12 : Before Aug. 2014 Production
∗13 : From Aug. 2014 Production
∗14 : w/ Telltale Light Assembly
G
(∗3 ∗13, ∗5)
Y
(∗3 ∗12)
H86(A)
Accessory Meter Assembly
ADIM
ILL–
H95(A)
Remote Operation Switch
ILL+
(∗5)
(∗3 ∗13)
H4
Headlight Leveling Switch
H71
Integration Control & Panel Assembly
GR
H109
Junction Connector

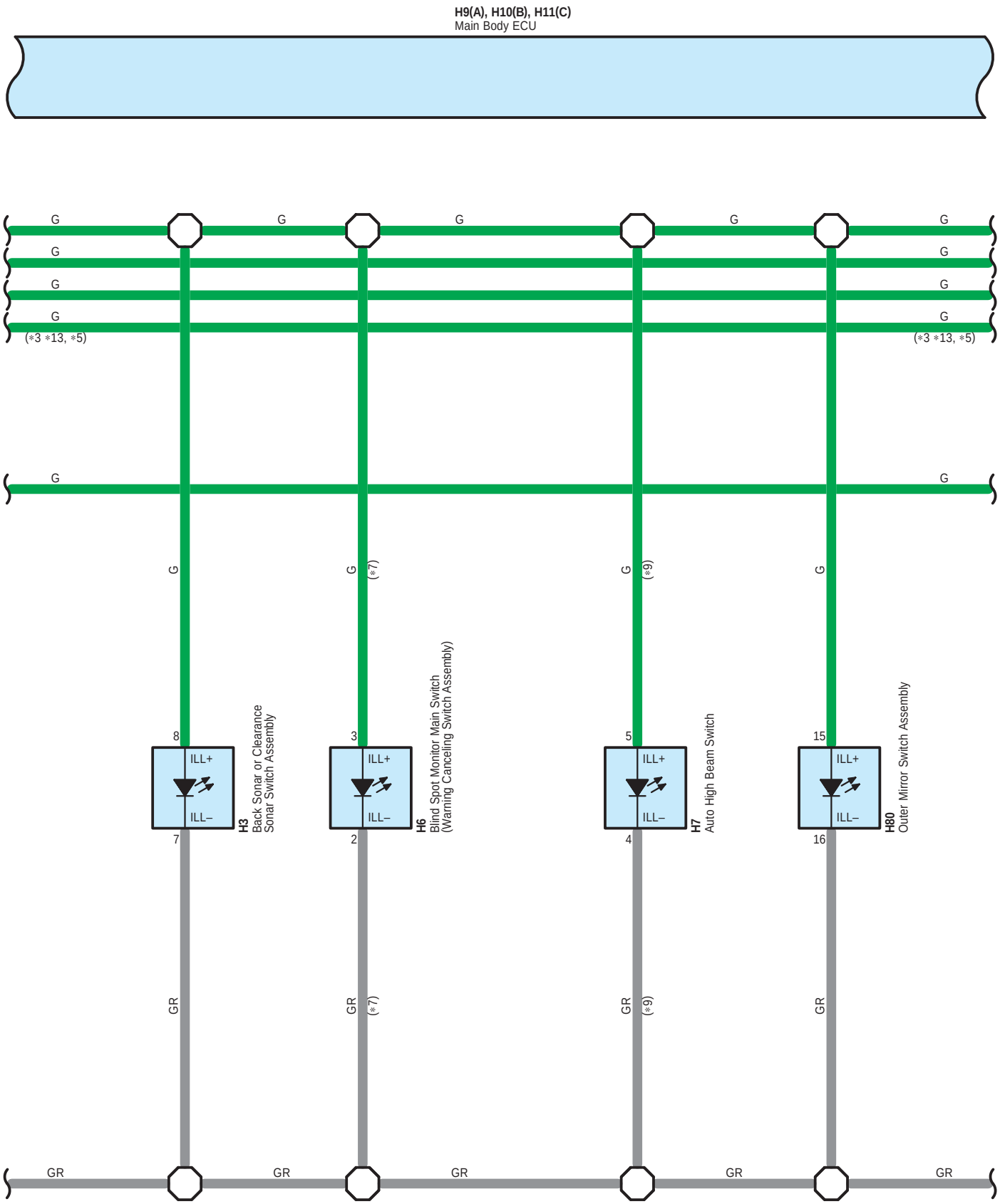
H9(A), H10(B), H11(C)
Main Body ECU
G
(*3 *13, *5)
(*7)
(*9)
8
3
5
15
ILL+
ILL–
7
2
4
16
H3
Back Sonar or Clearance
Sonar Switch Assembly
H6
Blind Spot Monitor Main Switch
(Warning Canceling Switch Assembly)
H7
Auto High Beam Switch
H80
Outer Mirror Switch Assembly
GR

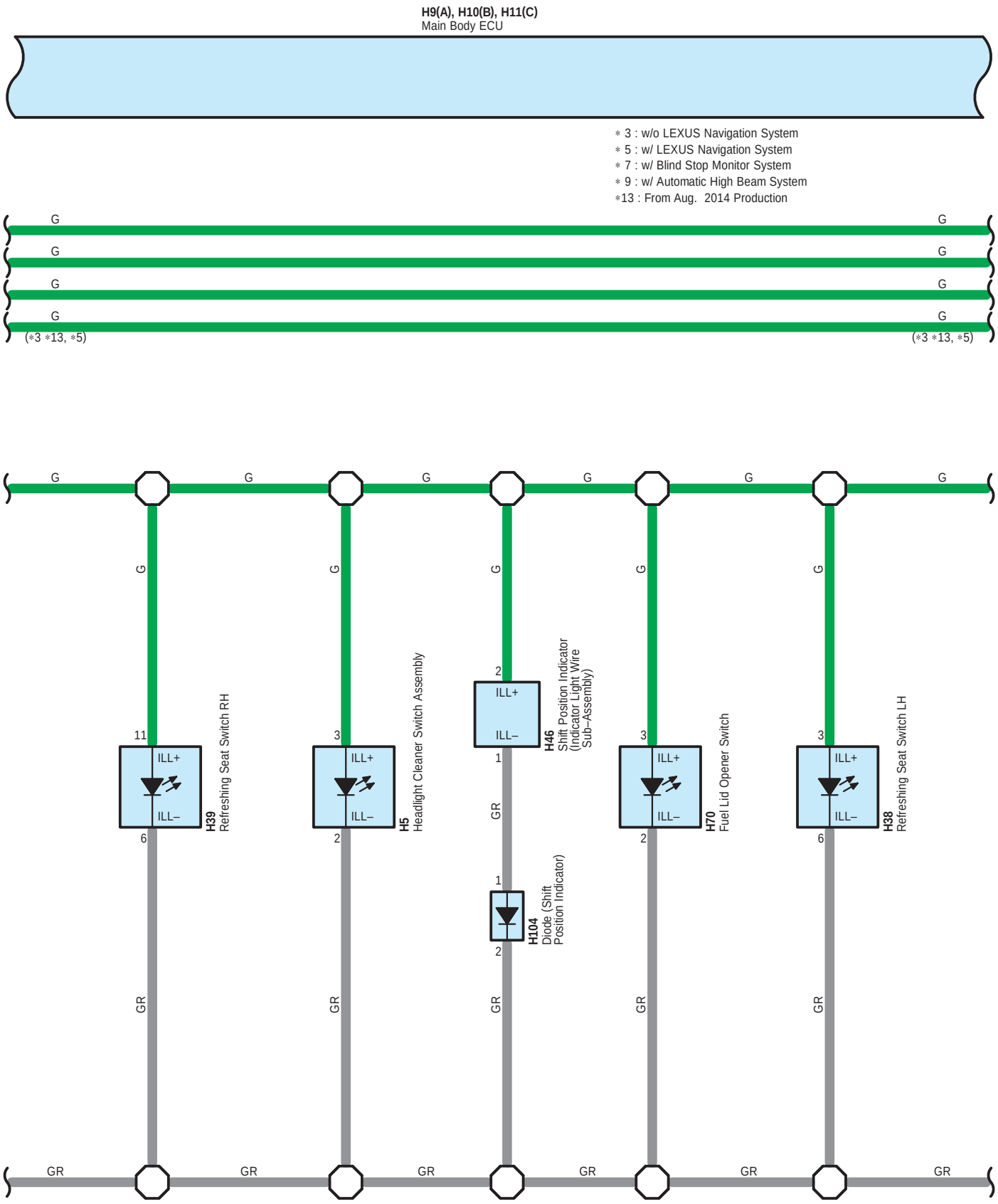
H9(A), H10(B), H11(C)
Main Body ECU
∗ 3 : w/o LEXUS Navigation System
∗ 5 : w/ LEXUS Navigation System
∗ 7 : w/ Blind Stop Monitor System
∗ 9 : w/ Automatic High Beam System
∗13 : From Aug. 2014 Production
G
(∗3 ∗13, ∗5)
GR
11
6
ILL+
ILL–
H39
Refreshing Seat Switch RH
3
2
H5
Headlight Cleaner Switch Assembly
1
H46
Shift Position Indicator
(Indicator Light Wire
Sub–Assembly)
H104
Diode (Shift
Position Indicator)
H70
Fuel Lid Opener Switch
H38
Refreshing Seat Switch LH

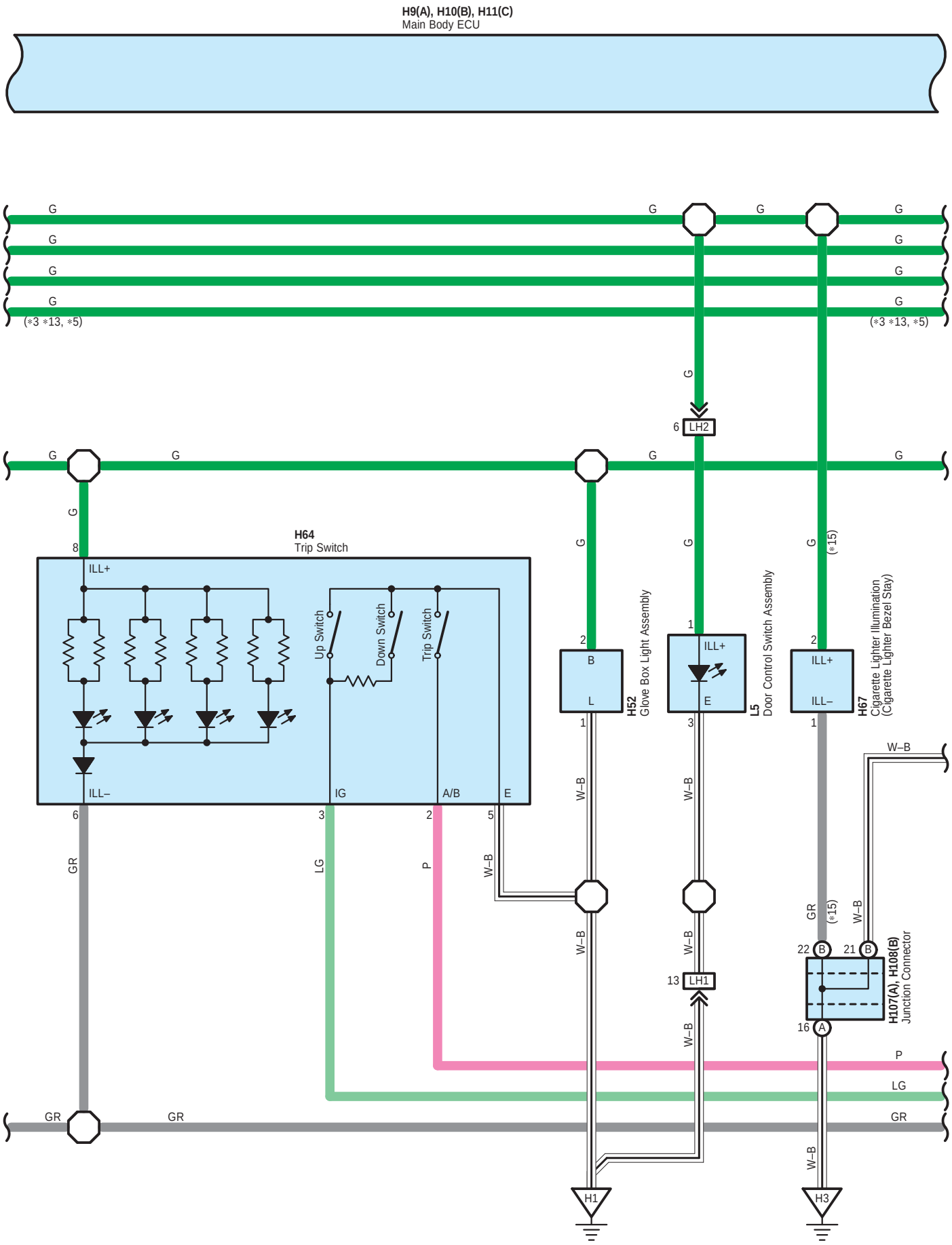
H9(A), H10(B), H11(C)
Main Body ECU
G
(*3 *13, *5)
(*3 *13, *5)
6 LH2
H64
Trip Switch
ILL+
ILL–
Up Switch
Down Switch
Trip Switch
IG
A/B
E
8
6
3
2
5
GR
LG
P
W–B
H52
Glove Box Light Assembly
B
L
L5
Door Control Switch Assembly
ILL+
E
13 LH1
H67
Cigarette Lighter Illumination
(Cigarette Lighter Bezel Stay)
ILL+
ILL–
(*15)
H107(A), H108(B)
Junction Connector
22 B
21 B
16 A
H1
H3

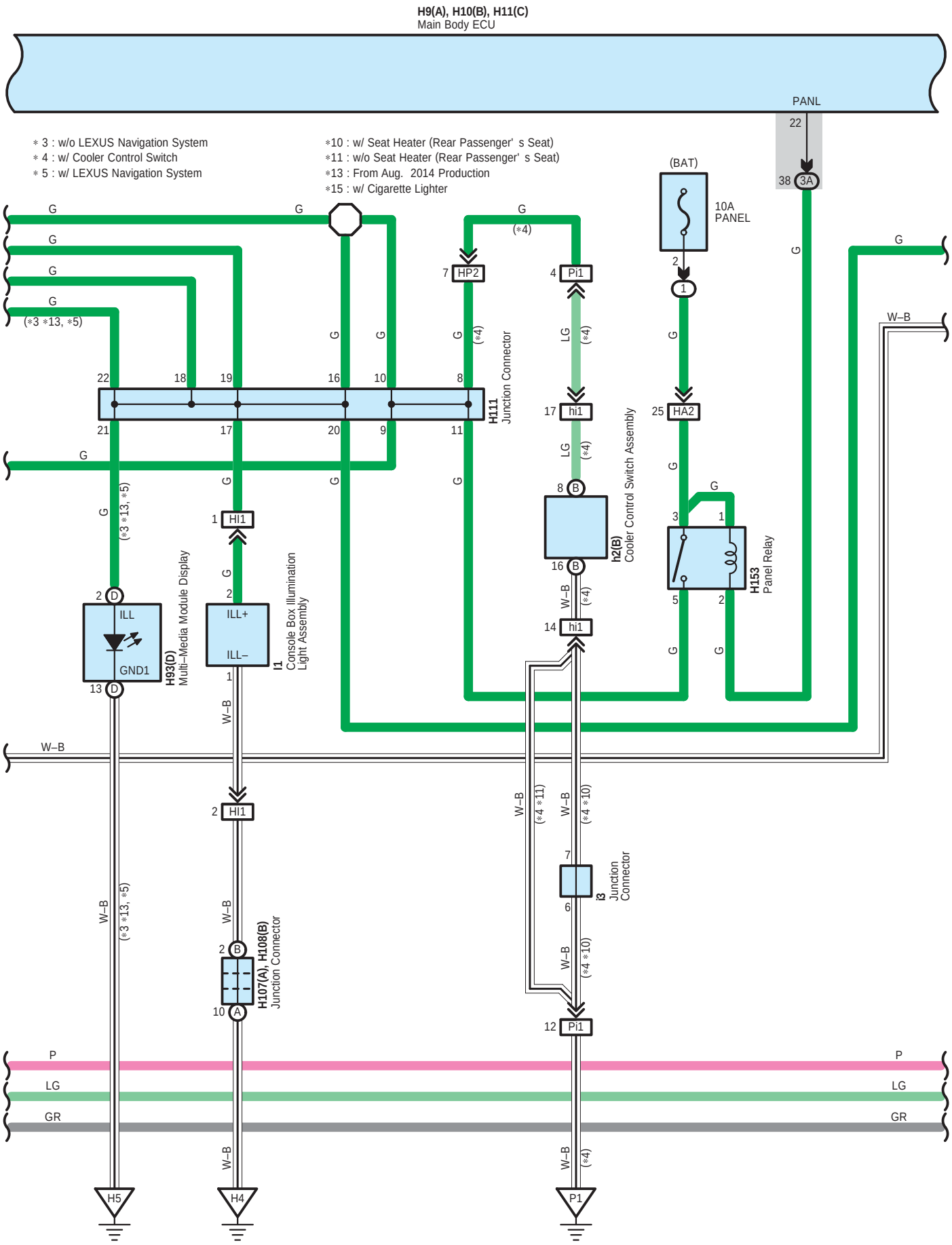
H9(A), H10(B), H11(C)
Main Body ECU
PANL
22
38 3A
∗ 3 : w/o LEXUS Navigation System
∗ 4 : w/ Cooler Control Switch
∗ 5 : w/ LEXUS Navigation System
∗10 : w/ Seat Heater (Rear Passenger' s Seat)
∗11 : w/o Seat Heater (Rear Passenger' s Seat)
∗13 : From Aug. 2014 Production
∗15 : w/ Cigarette Lighter
(BAT)
10A
PANEL
2
1
G
(∗3 ∗13, ∗5)
(∗4)
7 HP2
4 Pi1
LG
W–B
22 18 19 16 10 8
21 17 20 9 11
H111
Junction Connector
17 hi1
25 HA2
8 B
16 B
h2(B)
Cooler Control Switch Assembly
3 1
5 2
H153
Panel Relay
1 HI1
2 D
ILL
GND1
13 D
H93(D)
Multi–Media Module Display
2
ILL+
ILL–
1
I1
Console Box Illumination
Light Assembly
14 hi1
2 HI1
W–B
(∗4 ∗11)
(∗4 ∗10)
7
6
i3
Junction
Connector
2 B
10 A
H107(A), H108(B)
Junction Connector
12 Pi1
P
LG
GR
H5
H4
P1

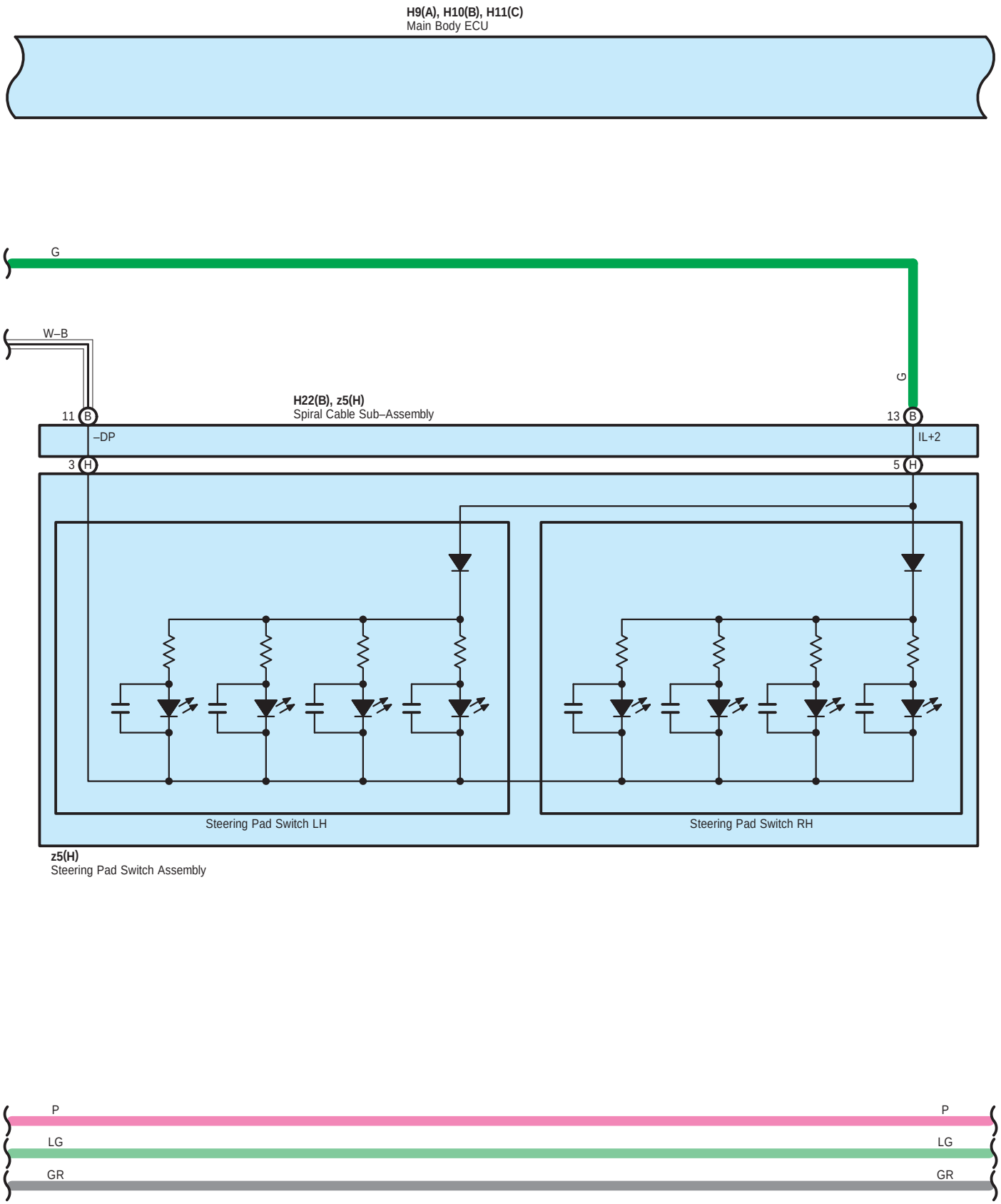
H9(A), H10(B), H11(C)
Main Body ECU
G
W–B
G
H22(B), z5(H)
Spiral Cable Sub–Assembly
11 B
13 B
–DP
IL+2
3 H
5 H
Steering Pad Switch LH
Steering Pad Switch RH
z5(H)
Steering Pad Switch Assembly
P
P
LG
LG
GR
GR

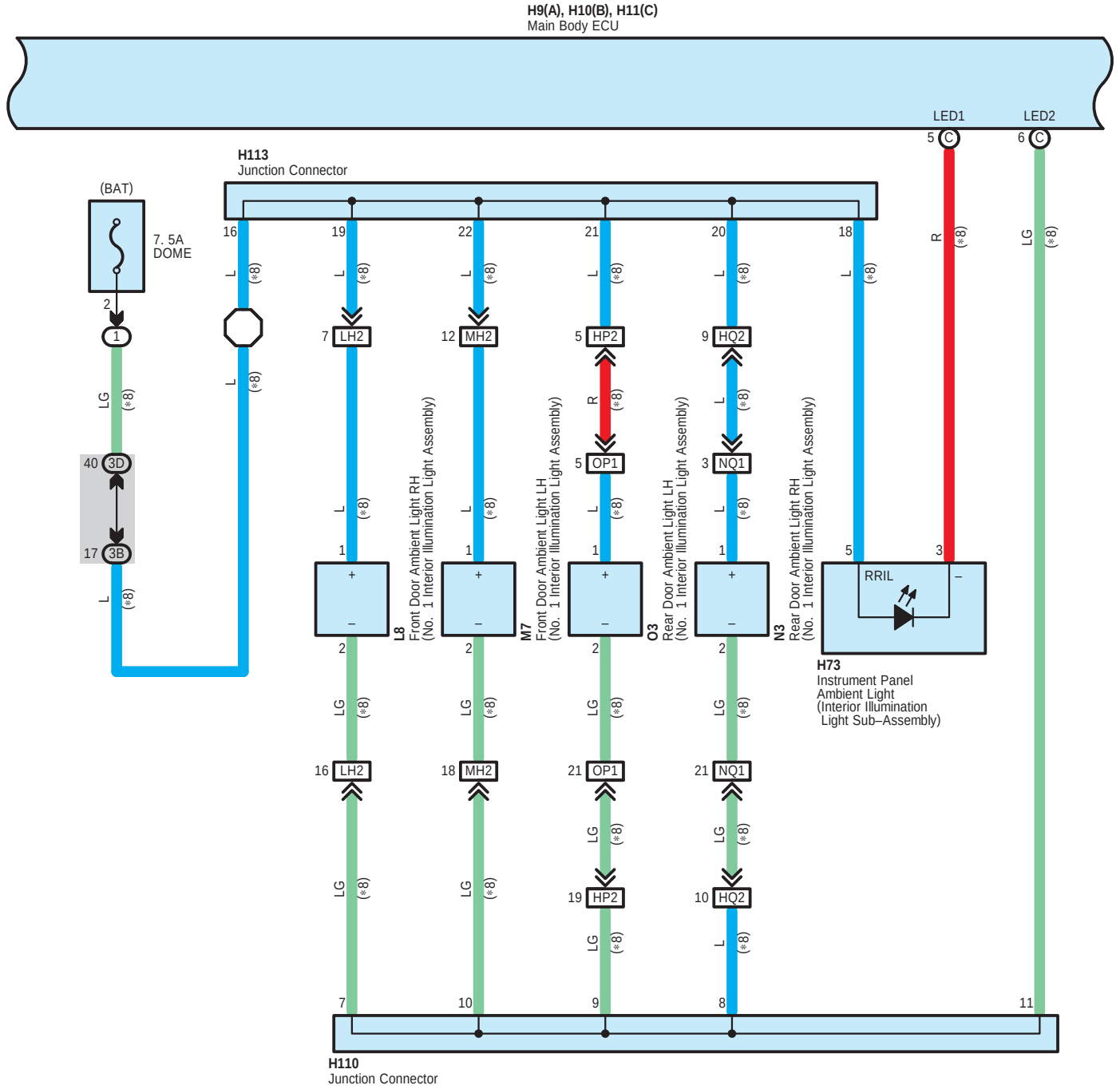

∗ 8 : w/ Ambient Light

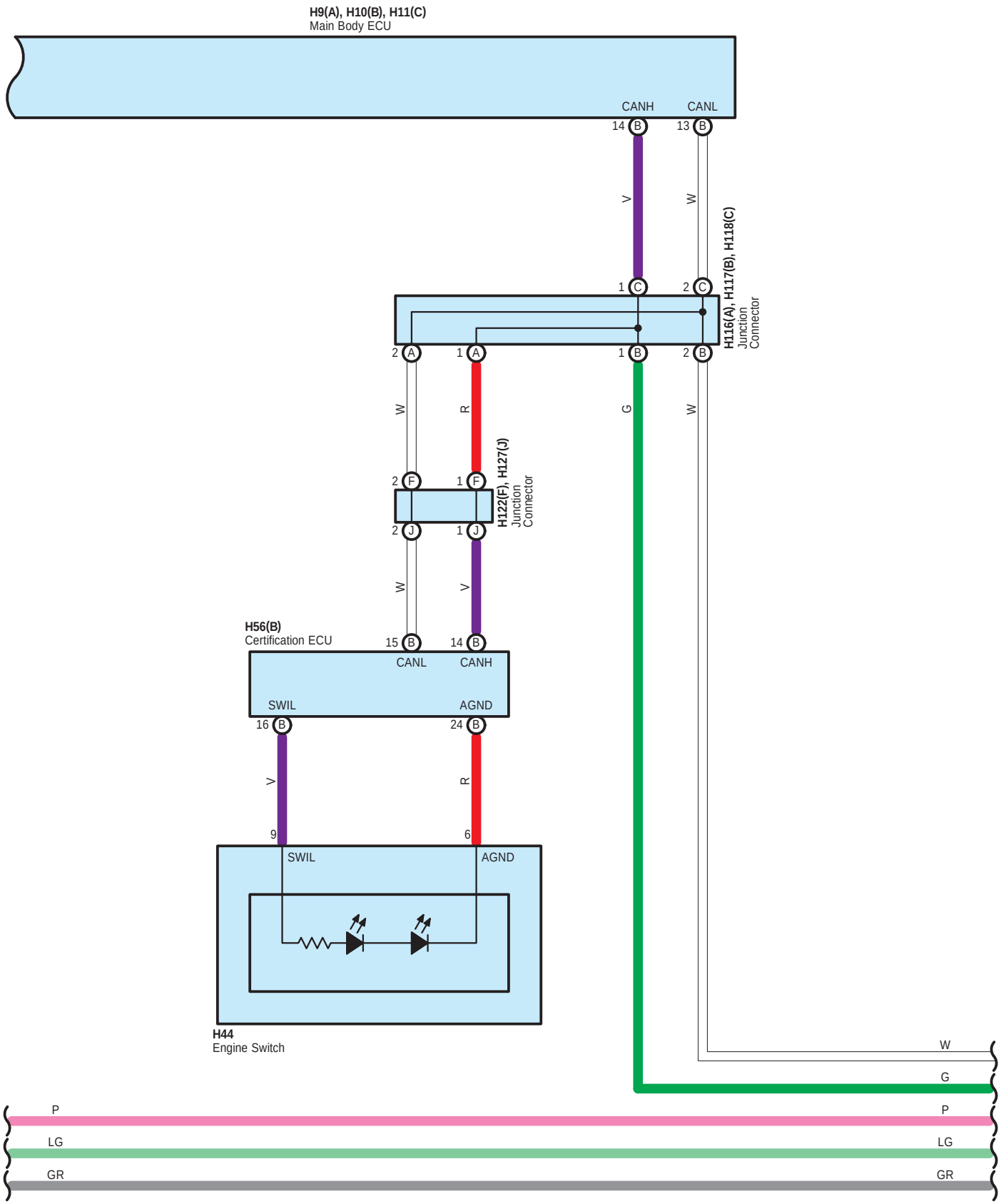
H9(A), H10(B), H11(C)
Main Body ECU
CANH
CANL
14 B
13 B
V
W
1 C
2 C
H116(A), H117(B), H118(C)
Junction Connector
2 A
1 A
1 B
2 B
W
R
G
W
2 F
1 F
H122(F), H127(J)
Junction Connector
2 J
1 J
W
V
H56(B)
Certification ECU
15 B
14 B
CANL
CANH
SWIL
AGND
16 B
24 B
V
R
9
6
SWIL
AGND
H44
Engine Switch
W
G
P
P
LG
LG
GR
GR

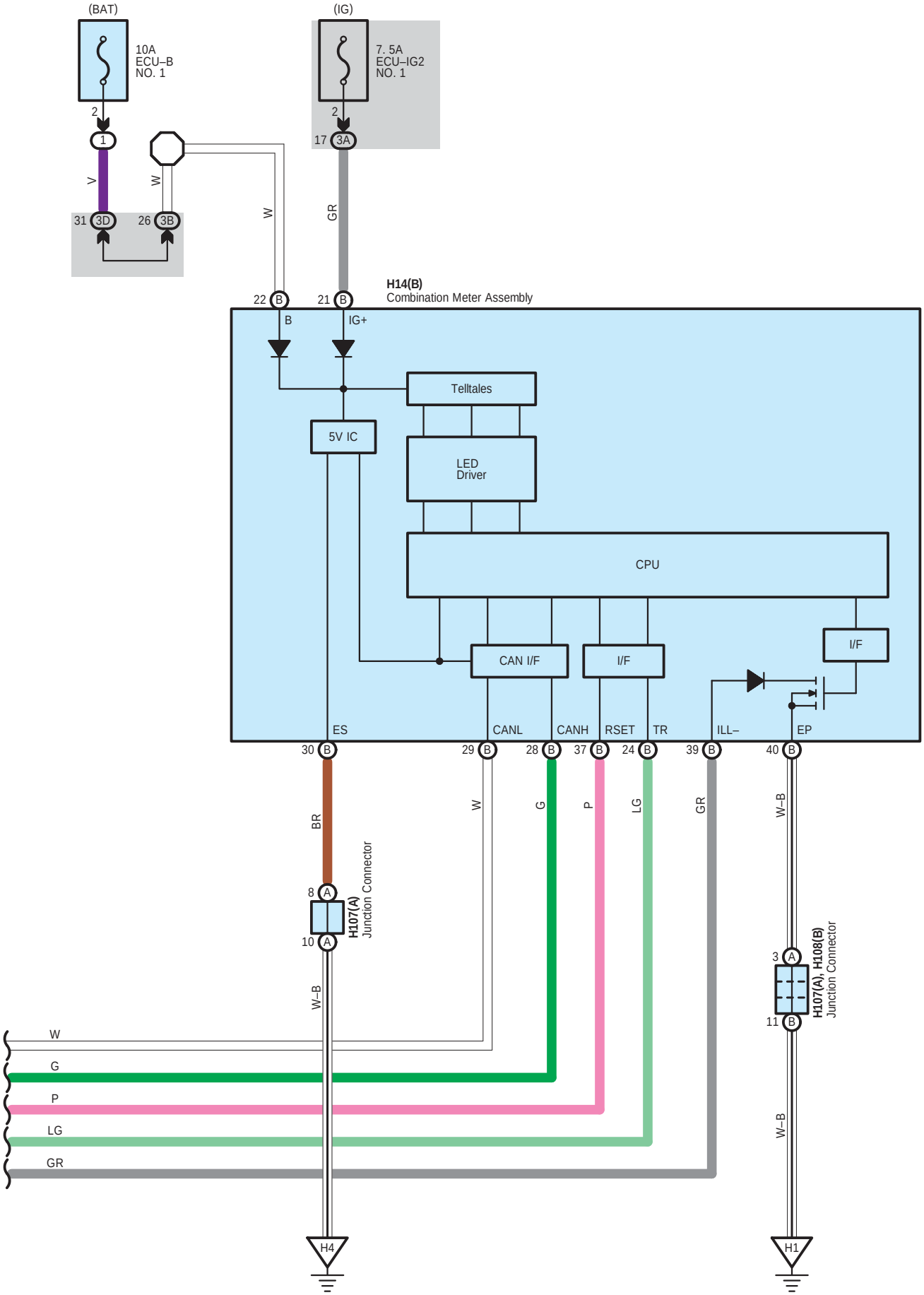
(BAT)
10A
ECU–B
NO. 1
(IG)
7. 5A
ECU–IG2
NO. 1
H14(B)
Combination Meter Assembly
B
IG+
Telltales
5V IC
LED
Driver
CPU
CAN I/F
I/F
I/F
ES
CANL
CANH
RSET
TR
ILL–
EP
H107(A)
Junction Connector
H107(A), H108(B)
Junction Connector
H4
H1

A 18
Gray

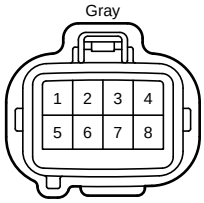

(Front Side Marker Light, Headlight Leveling Motor and High)

A 19
Gray

(Clearance Light, DRL and Low HID Type)

A 51
Gray

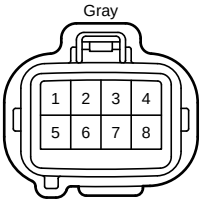

(Front Side Marker Light, Headlight Leveling Motor and High)

A 52
Gray

(Clearance Light, DRL and Low HID Type)

A 63
Gray

H 3
White

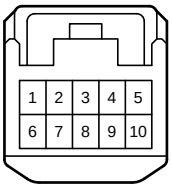

H 4
Blue

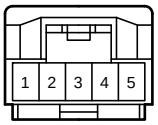

H 5
Gray

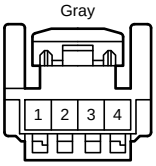

H 6
Black

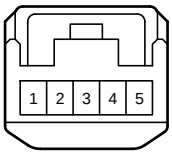

H 7
Black

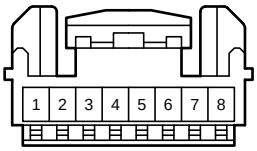

H 9
White

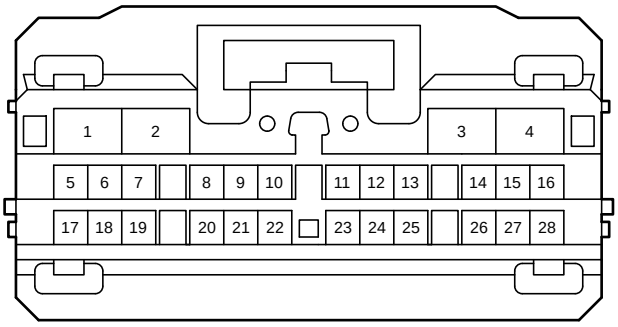

H 10
White

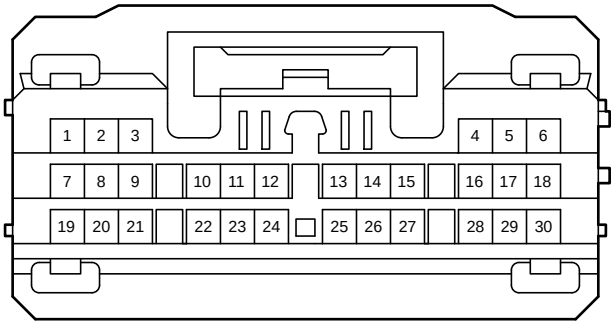

H 11
White

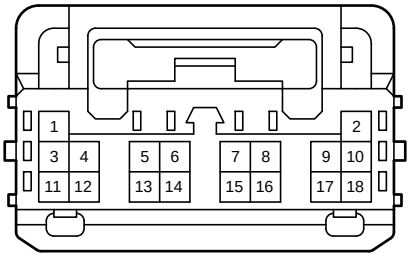

H 14
Black

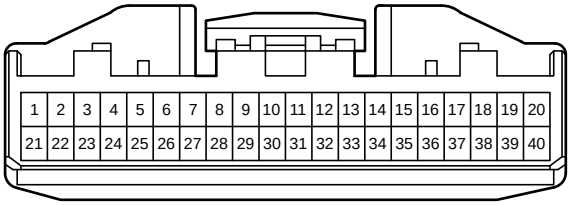

H 19
Black

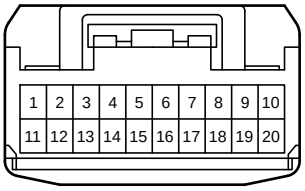

H 22
Black

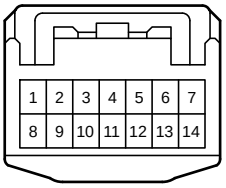

H 37
Black

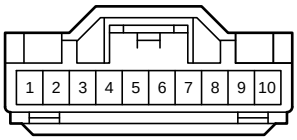

H 38
White



H 39
Black



H 42
White



H 44
Black

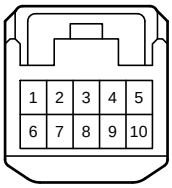

H 45
Black

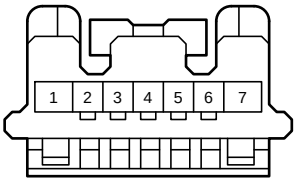

H 46
White

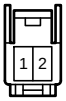

H 52
White

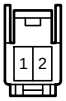

H 56
White

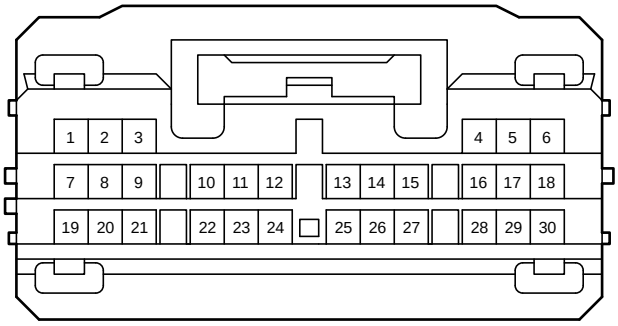

H 64
Black

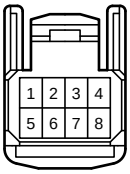

H 66
Gray

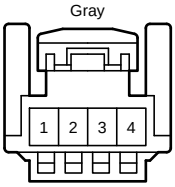

H 67
White

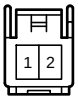

H 68
Black

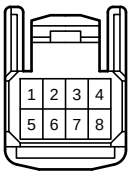

H 69
Black

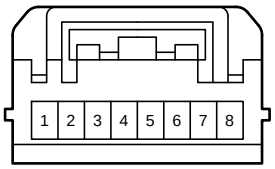

H 70
Black

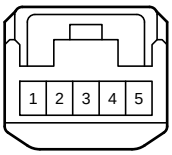

H 71
Black

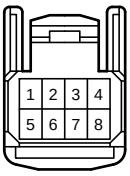

H 72
White

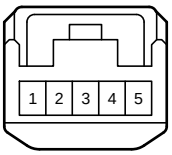

H 73
White

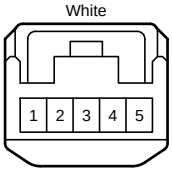

H 80
Black

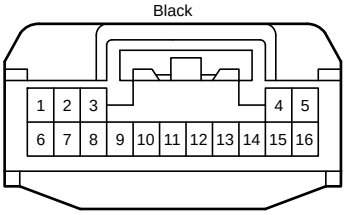

H 81
White

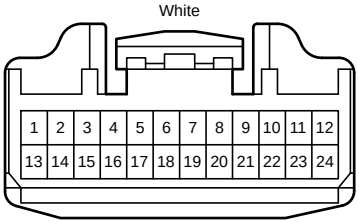

H 82
White

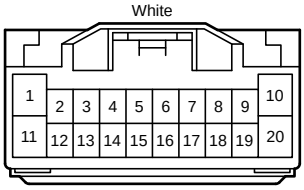

H 83
White

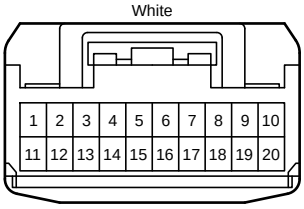

H 85
White

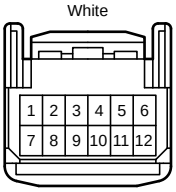

H 86
Black

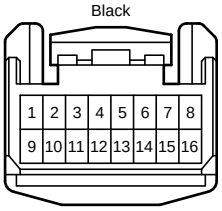

H 93
Black

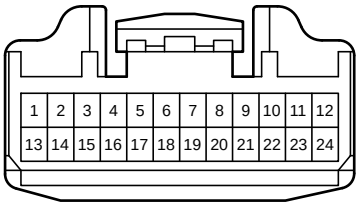

H 94
White



H 95
White



H 97
White

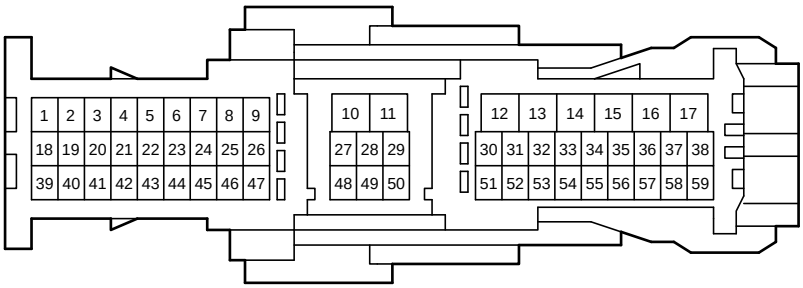

H101
White

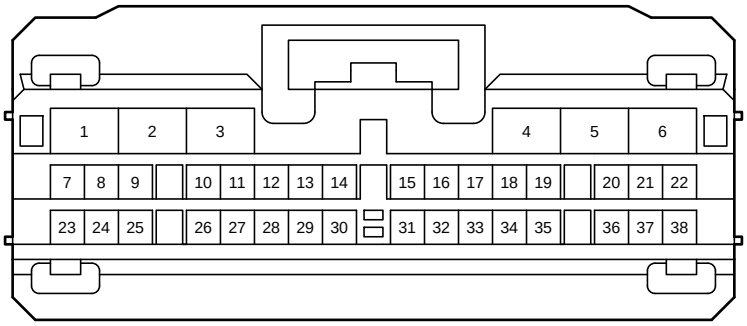

H104
Black

H106
Blue

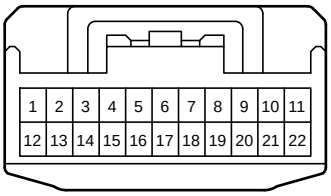

H107
Gray

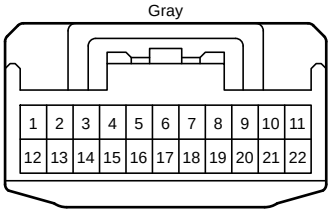

H108
Gray

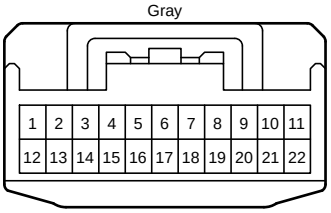

H109
Black

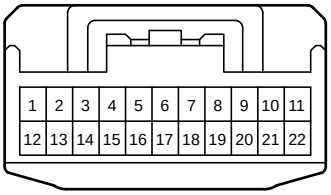

H110
Black

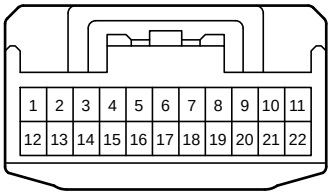

H111
Gray

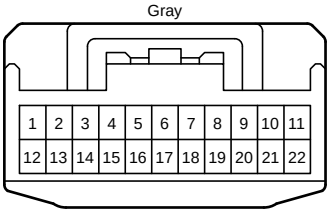

H113
White

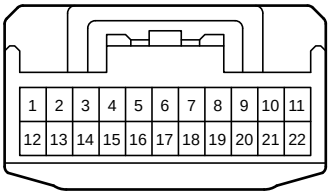

H114
Black

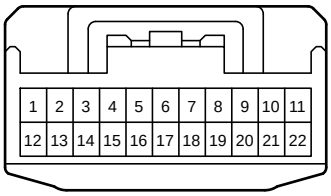

H115
Black

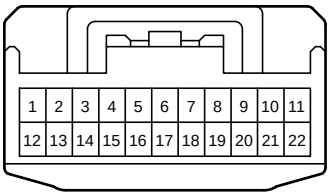

H116
White

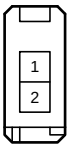

H117
White

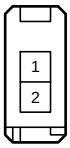

H118
White

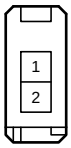

H122
White

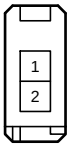

H127
White

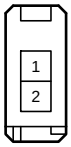

H153
White

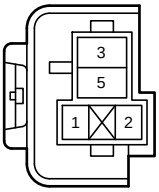

H174
White

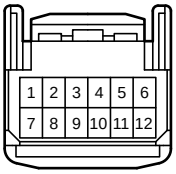

H182
White

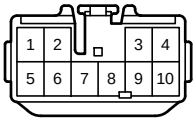

H183
White

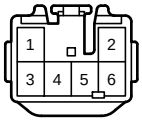

H184
White

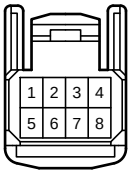

H188
White

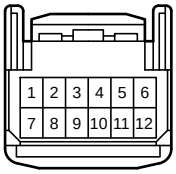

I 1
White

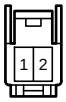

L 5
Blue

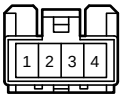

L 8
White

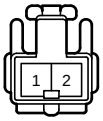

M 7
White

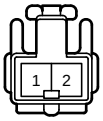

N 3
White

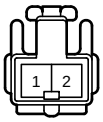

O 3
White

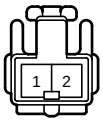

P 34
Black

P 35
White

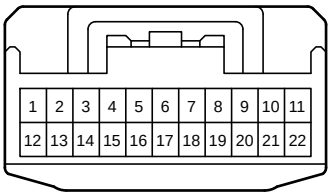

T 9
White

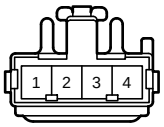

T 10
White

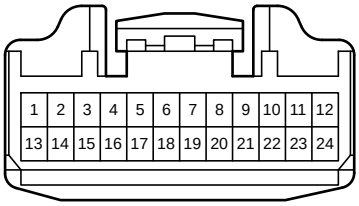

T 11
White

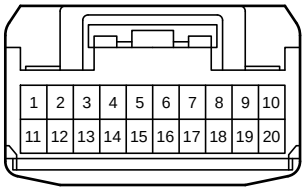

U 1
White



U 2
White



U 5
White

U 7
White

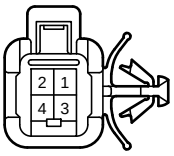

U 12
White

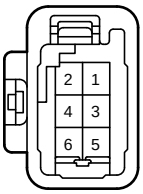

U 13
White

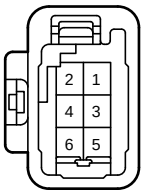

U 15
Black

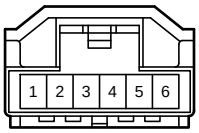

U 16
White

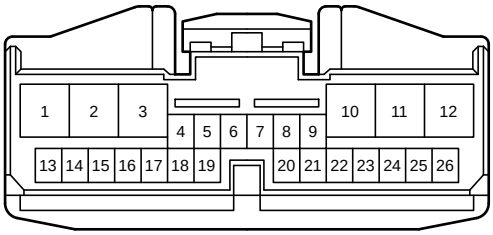

U 17
Black

U 20
White

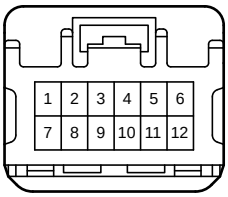

U 21
White

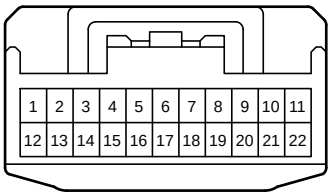

h 2
White

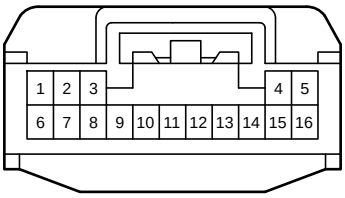

i 3
White

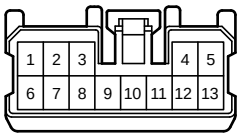

z 5
White

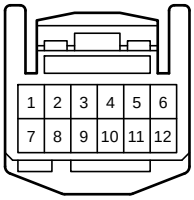

1H

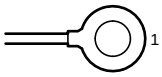

3A
White

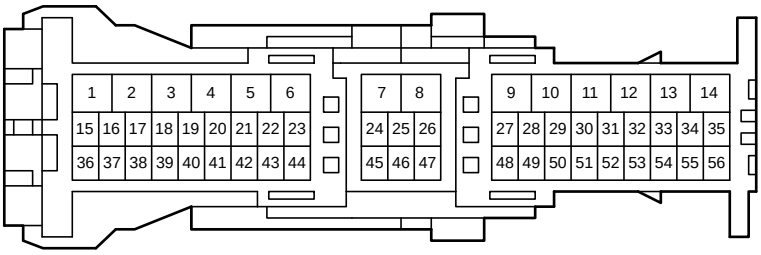

3B
White

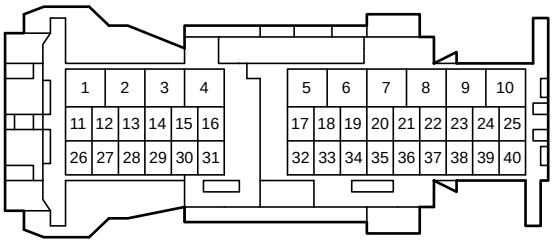

3C
White

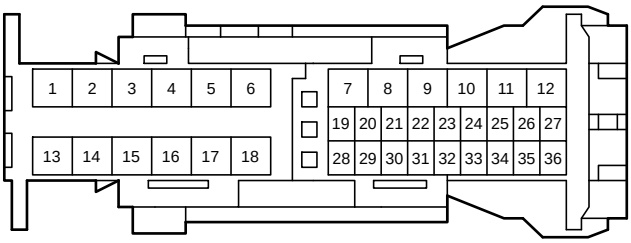

3D
White

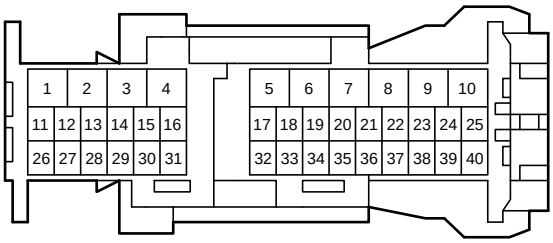

3E
White

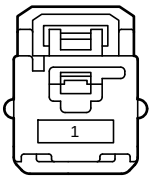

HA2
Blue

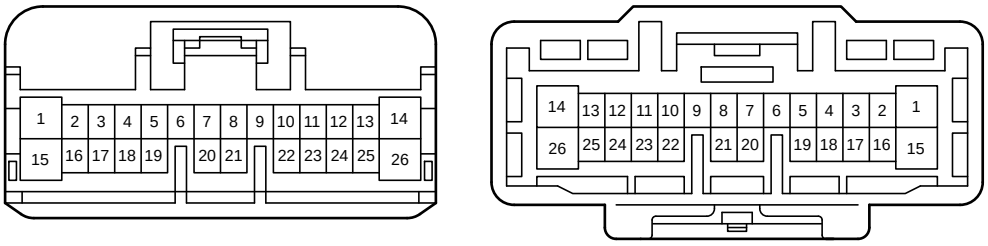

HI1
White

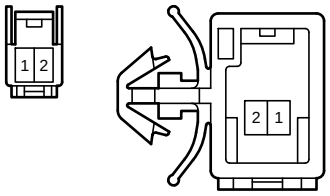

HP2
White

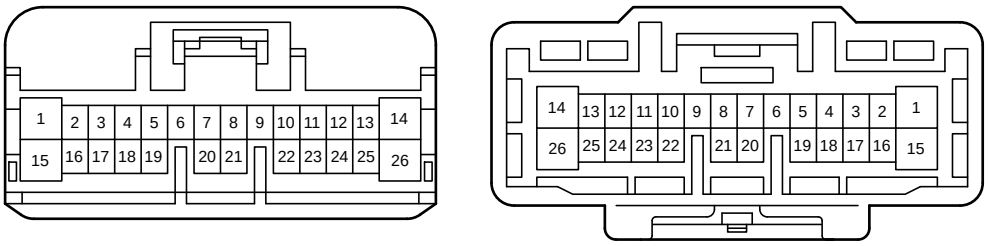

HQ2
White

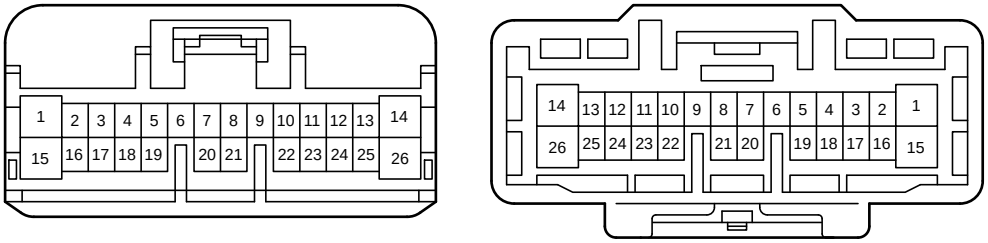

HT1
White

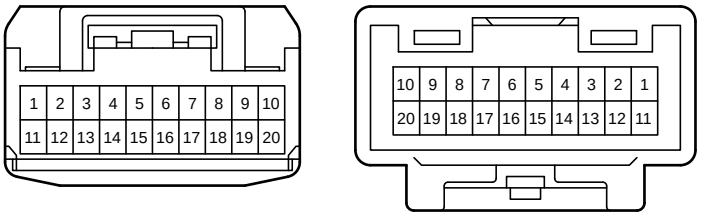

HT2
Gray

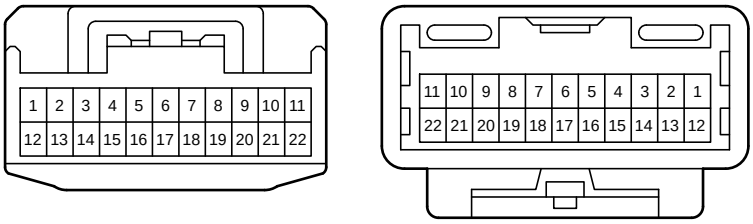

LH1
Gray

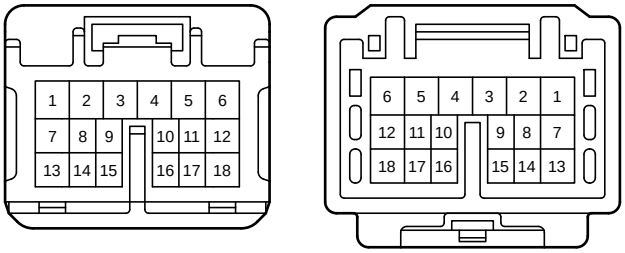

LH2
Blue

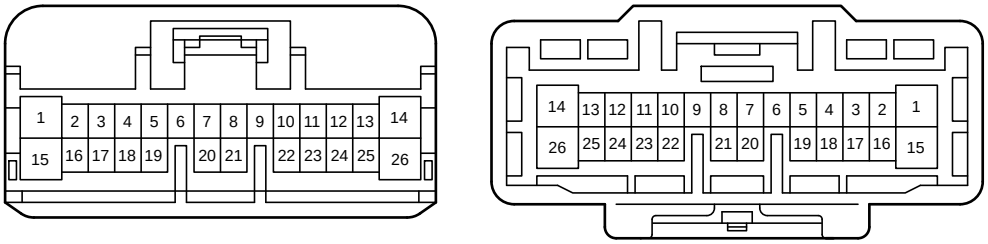

MH2
Gray

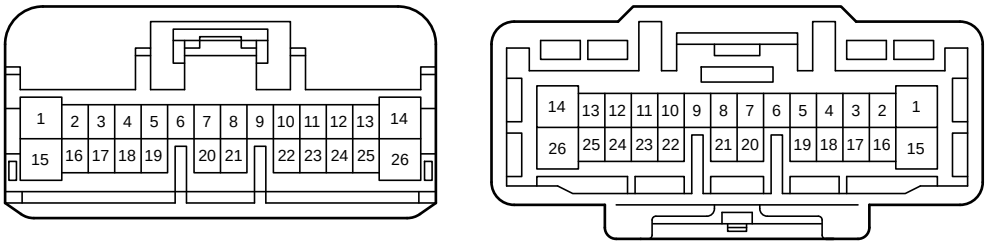

NQ1
White

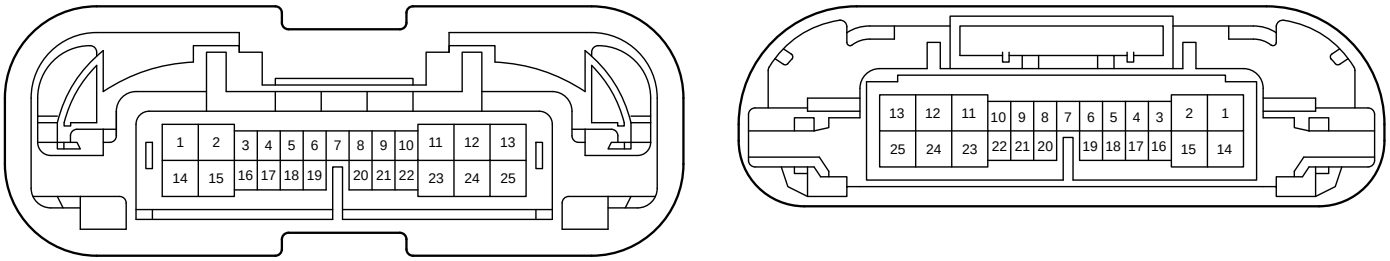

OP1
White

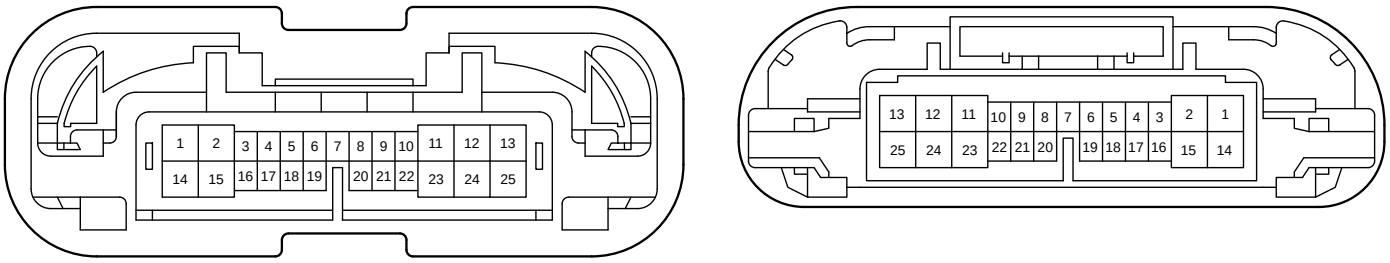

PU1
White

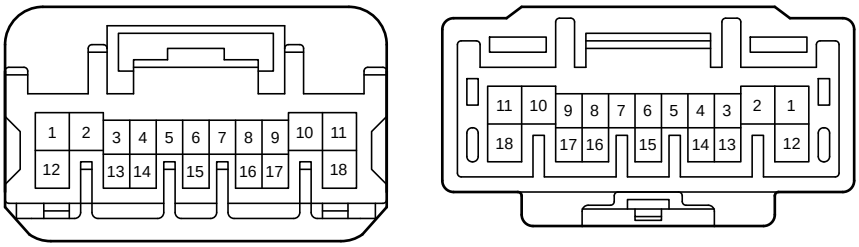

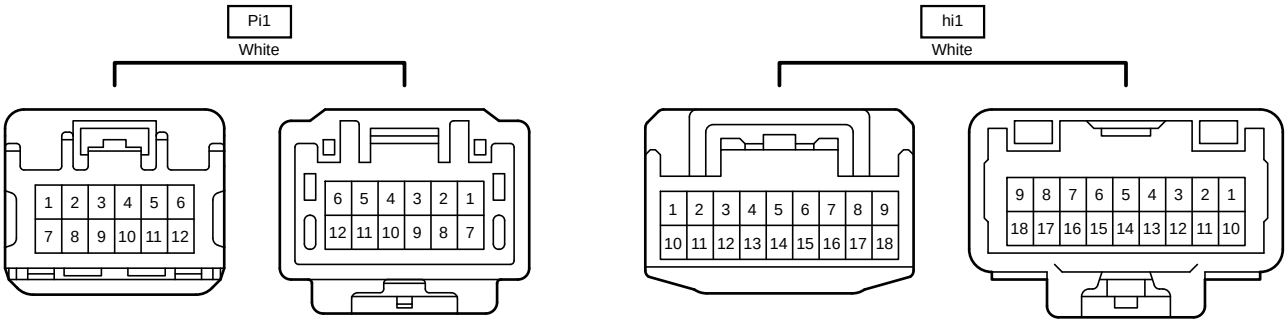
Pi1
White
1 2 3 4 5 6
7 8 9 10 11 12
6 5 4 3 2 1
12 11 10 9 8 7
hi1
White
1 2 3 4 5 6 7 8 9
10 11 12 13 14 15 16 17 18
9 8 7 6 5 4 3 2 1
18 17 16 15 14 13 12 11 10