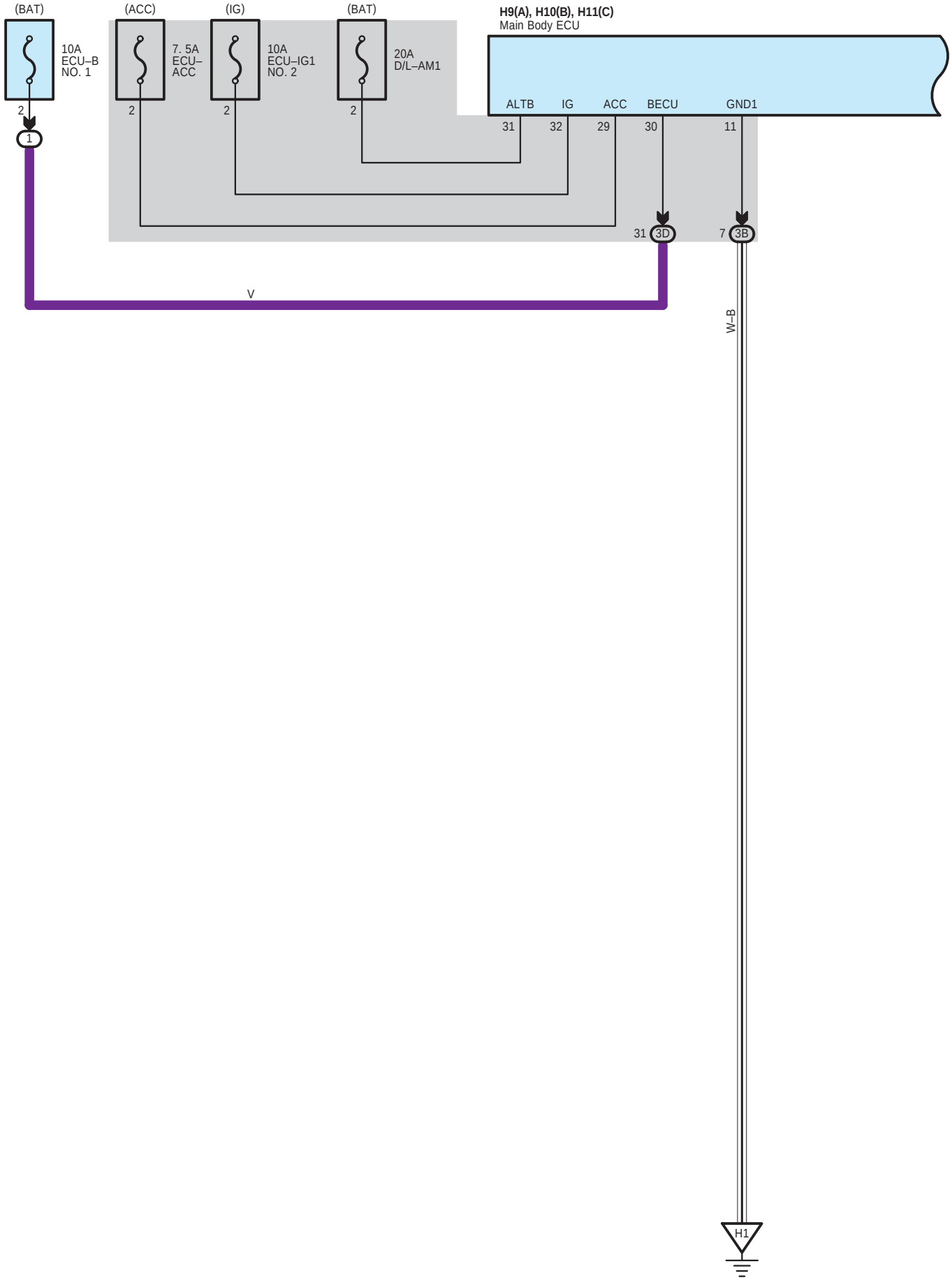
(BAT)
10A
ECU–B
NO. 1
2
1
(ACC)
7. 5A
ECU–
ACC
2
(IG)
10A
ECU–IG1
NO. 2
2
(BAT)
20A
D/L–AM1
2
H9(A), H10(B), H11(C)
Main Body ECU
ALTB
IG
ACC
BECU
GND1
31
32
29
30
11
31
3D
7
3B
V
W–B
H1

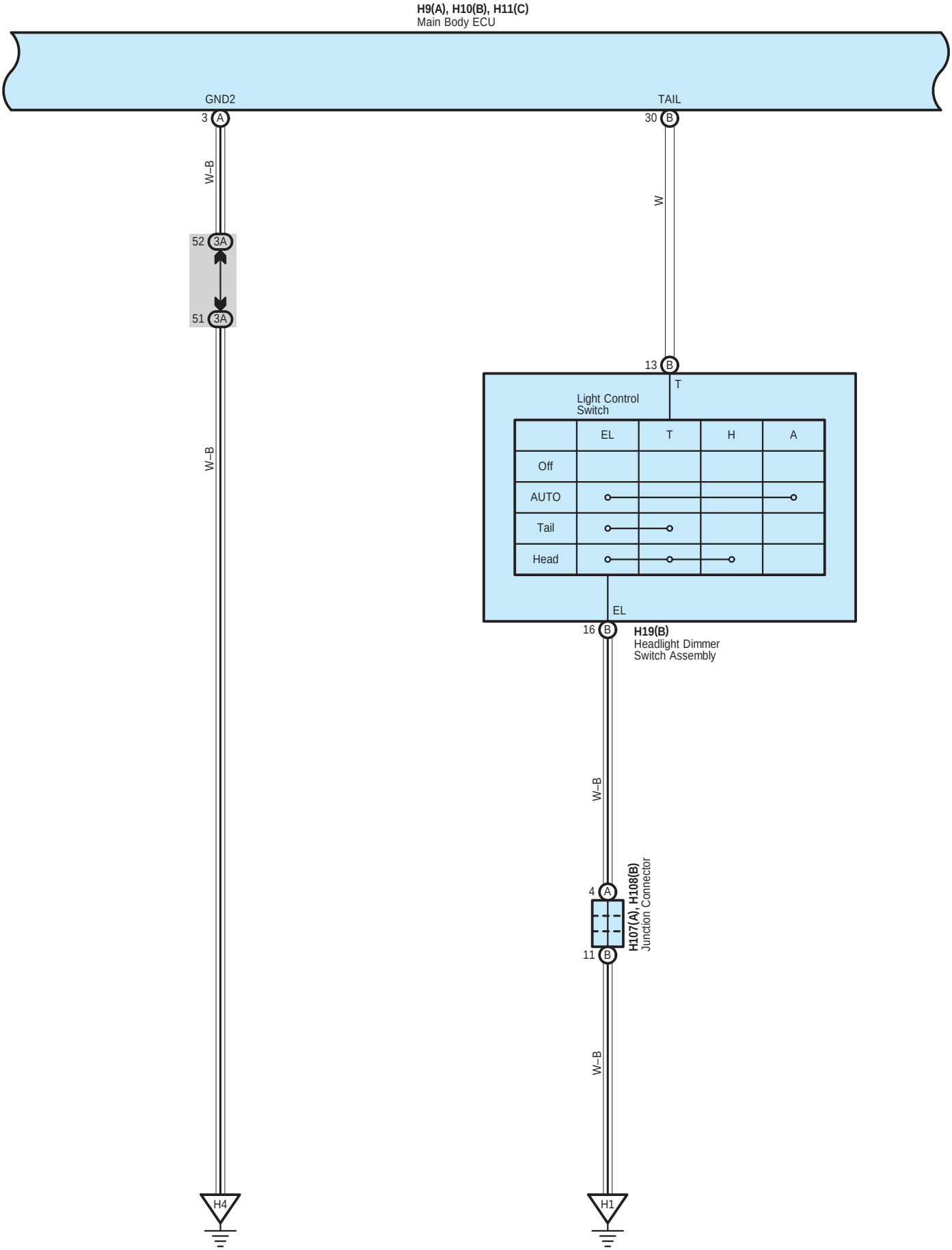
H9(A), H10(B), H11(C)
Main Body ECU
GND2
TAIL
3 A
30 B
W–B
W
52 3A
51 3A
13 B
T
Light Control Switch
EL
T
H
A
Off
AUTO
Tail
Head
EL
16 B
H19(B)
Headlight Dimmer Switch Assembly
W–B
4 A
H107(A), H108(B)
Junction Connector
11 B
W–B
W–B
H4
H1

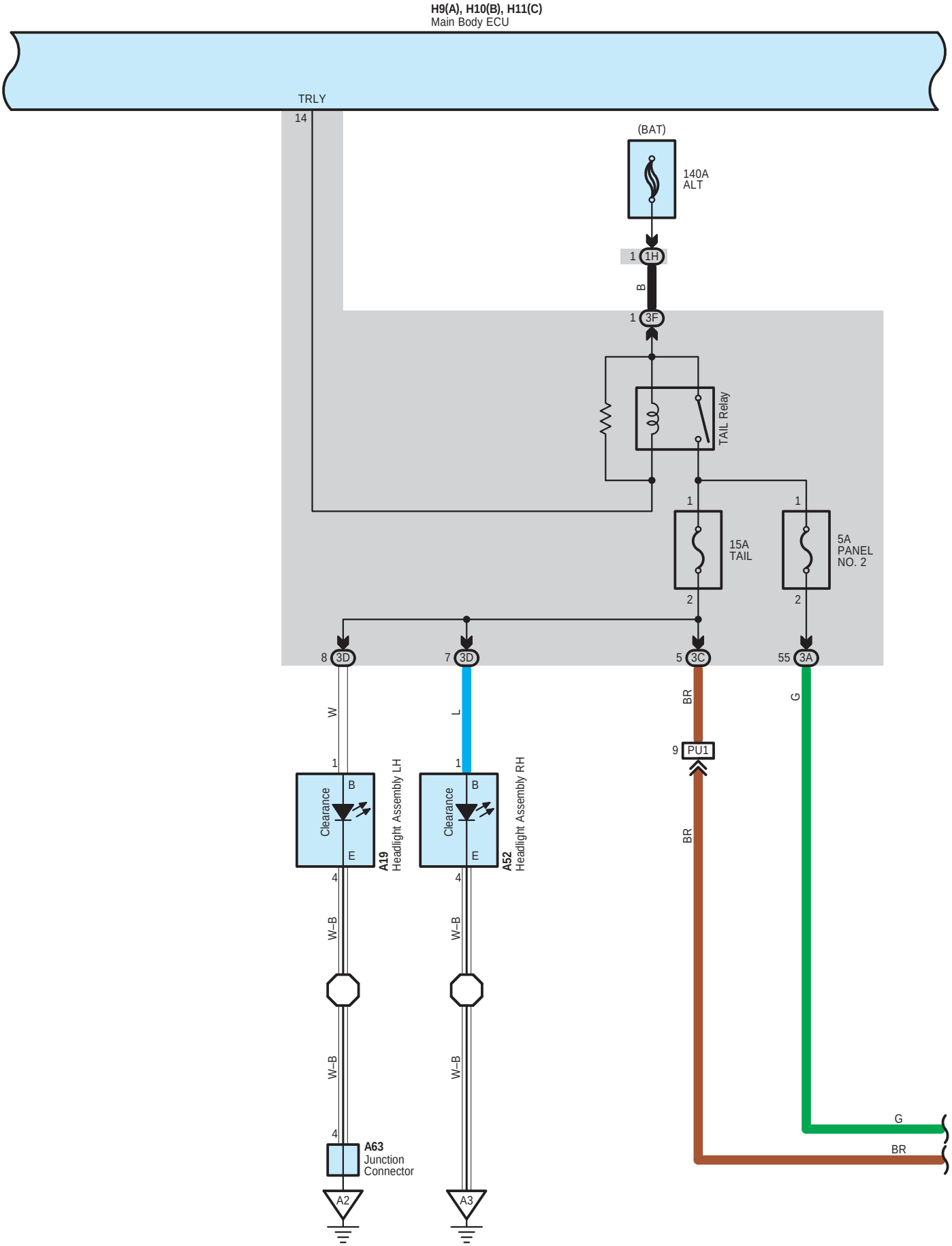
H9(A), H10(B), H11(C)
Main Body ECU
TRLY
14
(BAT)
140A
ALT
1
1H
B
1
3F
TAIL Relay
1
15A
TAIL
2
1
5A
PANEL
NO. 2
2
8
3D
7
3D
5
3C
55
3A
W
L
BR
G
9
PU1
BR
1
B
Clearance
E
A19
Headlight Assembly LH
1
B
Clearance
E
A52
Headlight Assembly RH
4
4
W–B
W–B
W–B
W–B
4
A63
Junction
Connector
A2
A3
G
BR

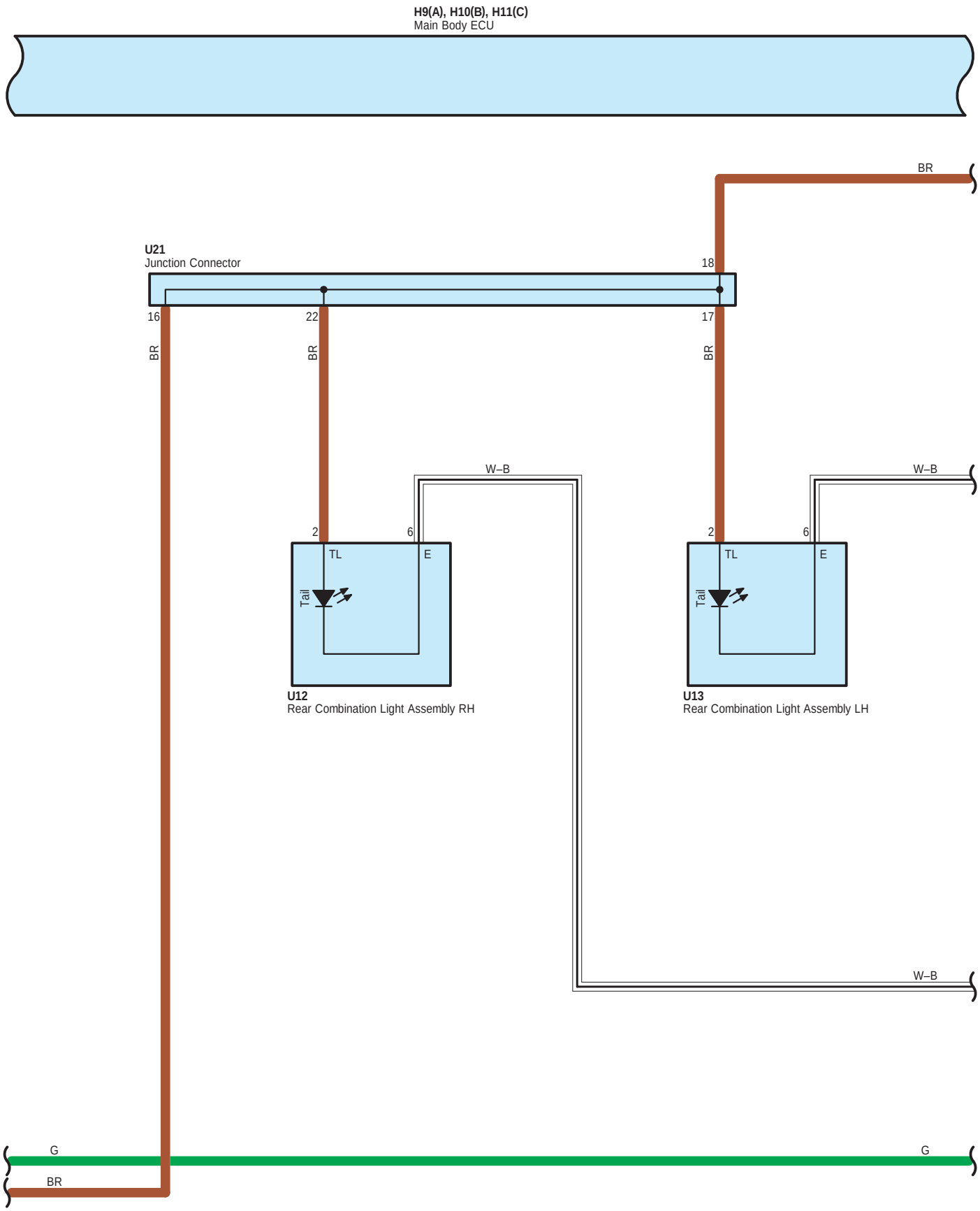
H9(A), H10(B), H11(C)
Main Body ECU
BR
U21
Junction Connector
18
16
22
17
BR
BR
BR
W–B
W–B
2
6
2
6
TL
E
TL
E
Tail
Tail
U12
Rear Combination Light Assembly RH
U13
Rear Combination Light Assembly LH
W–B
G
G
BR

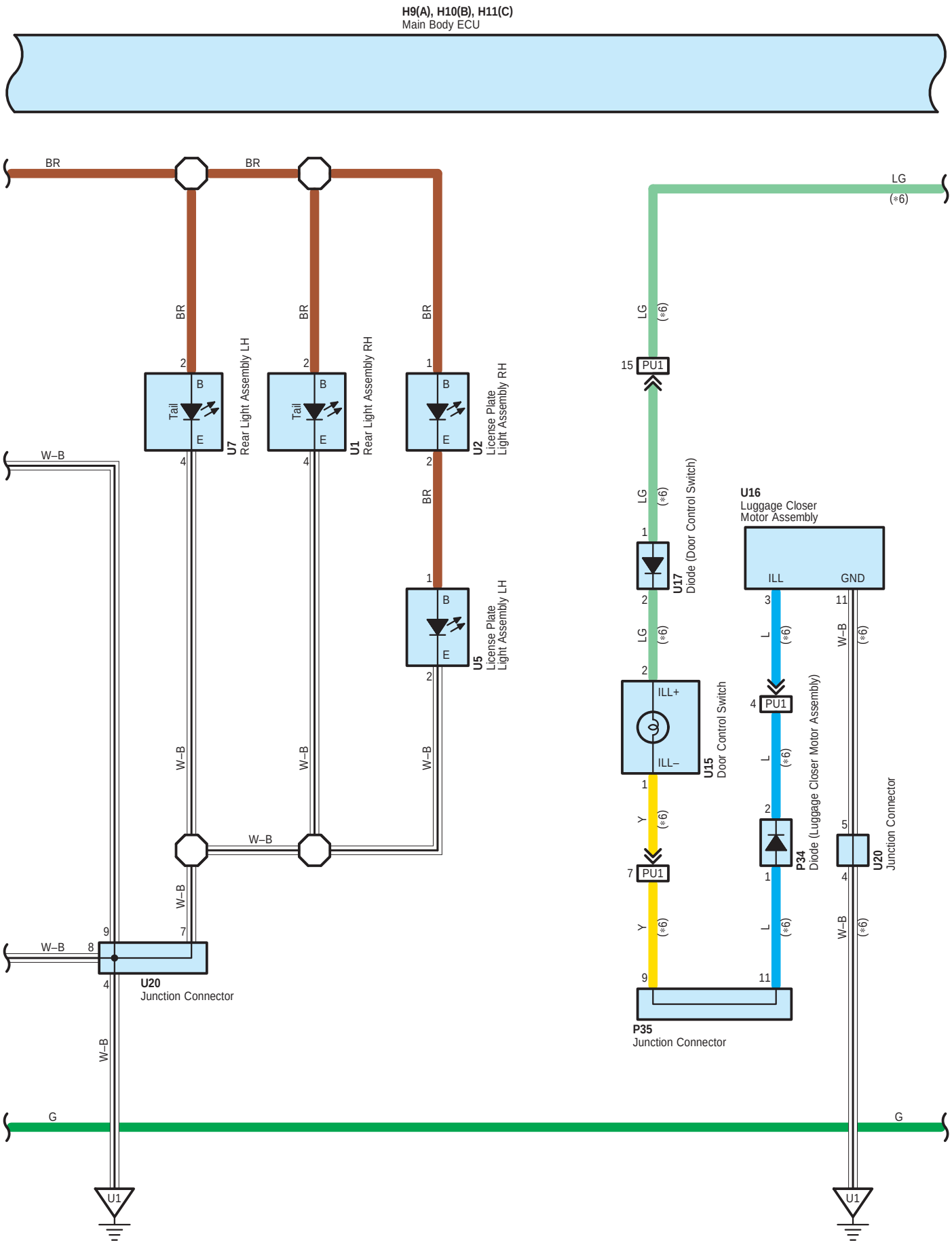
H9(A), H10(B), H11(C)
Main Body ECU
BR
LG
(*6)
W–B
G
U7
Rear Light Assembly LH
U1
Rear Light Assembly RH
U2
License Plate
Light Assembly RH
U5
License Plate
Light Assembly LH
Tail
B
E
U20
Junction Connector
U1
PU1
U17
Diode (Door Control Switch)
U16
Luggage Closer
Motor Assembly
ILL
GND
ILL+
ILL–
U15
Door Control Switch
P34
Diode (Luggage Closer Motor Assembly)
P35
Junction Connector
Y
L

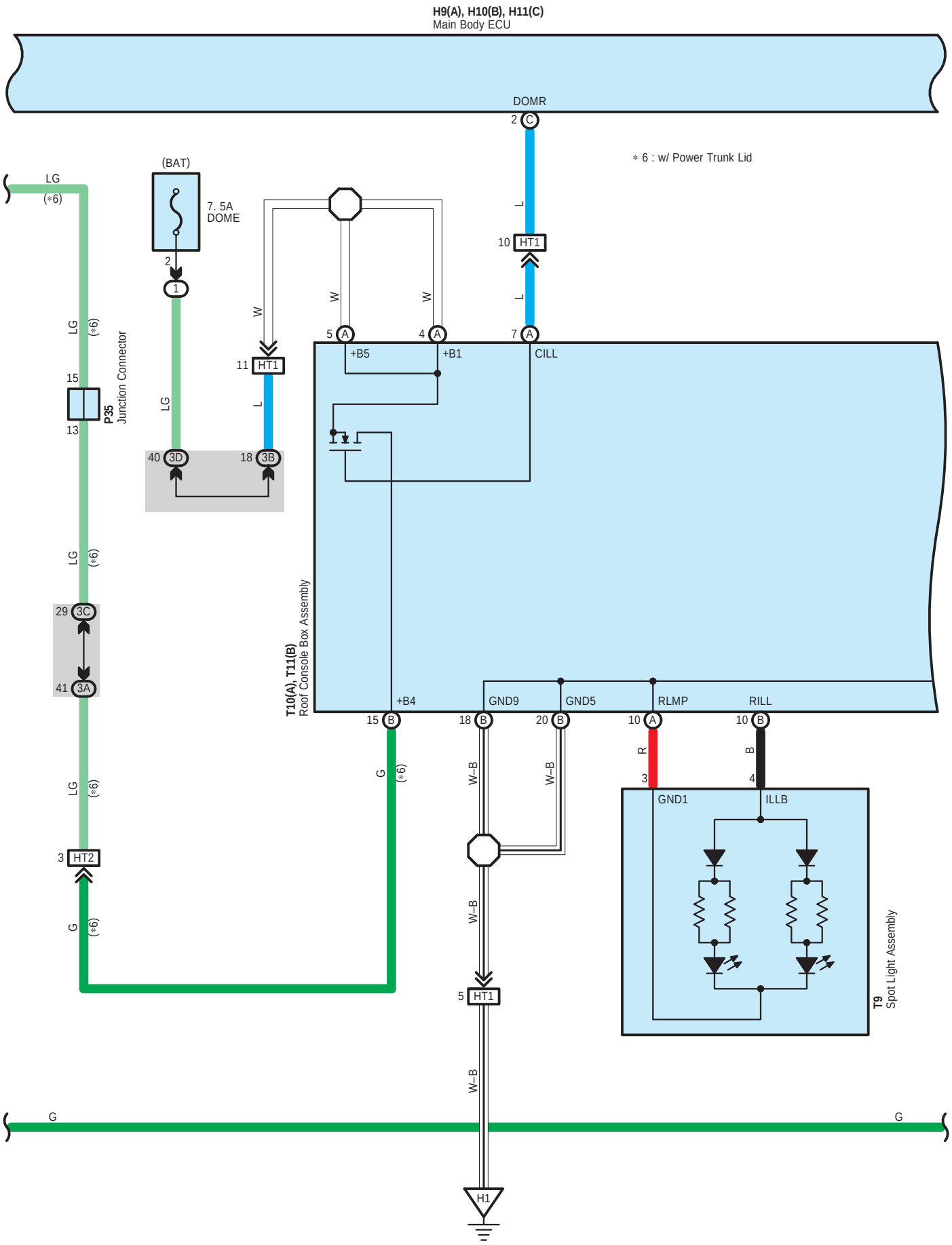
H9(A), H10(B), H11(C)
Main Body ECU
DOMR
2 C
∗ 6 : w/ Power Trunk Lid
(BAT)
7. 5A
DOME
2
1
LG
(∗6)
LG
(∗6)
15
13
P35
Junction Connector
LG
(∗6)
29 3C
41 3A
LG
(∗6)
3 HT2
G
(∗6)
40 3D
18 3B
W
W
W
L
L
L
10 HT1
11 HT1
5 A
4 A
7 A
+B5
+B1
CILL
T10(A), T11(B)
Roof Console Box Assembly
+B4
GND9
GND5
RLMP
RILL
15 B
18 B
20 B
10 A
10 B
G
(∗6)
W–B
W–B
R
B
3
4
GND1
ILLB
T9
Spot Light Assembly
W–B
5 HT1
W–B
G
G
H1

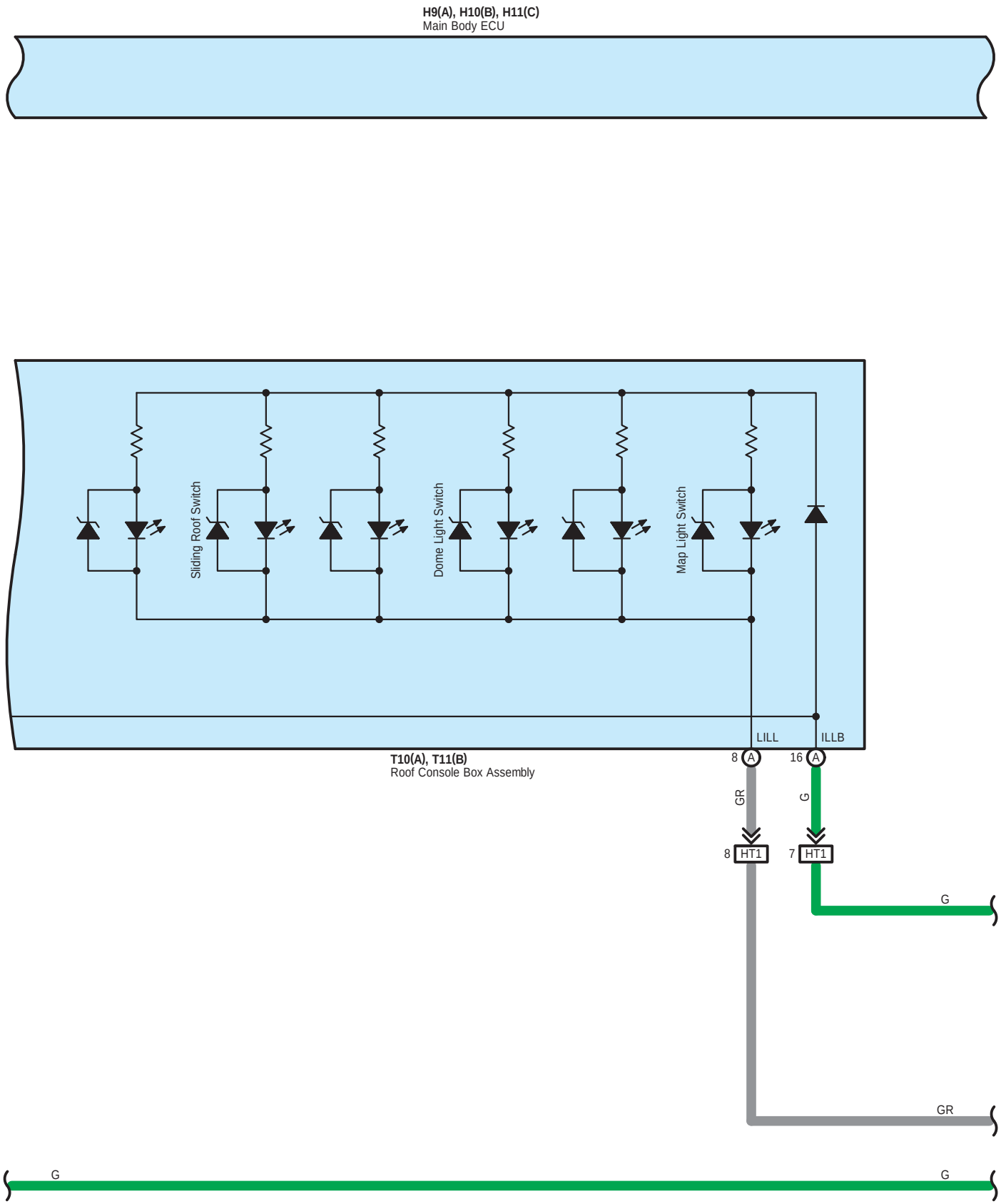
H9(A), H10(B), H11(C)
Main Body ECU
Sliding Roof Switch
Dome Light Switch
Map Light Switch
LILL
ILLB
T10(A), T11(B)
Roof Console Box Assembly
8
16
A
A
GR
G
8
HT1
7
HT1
G
GR
G
G

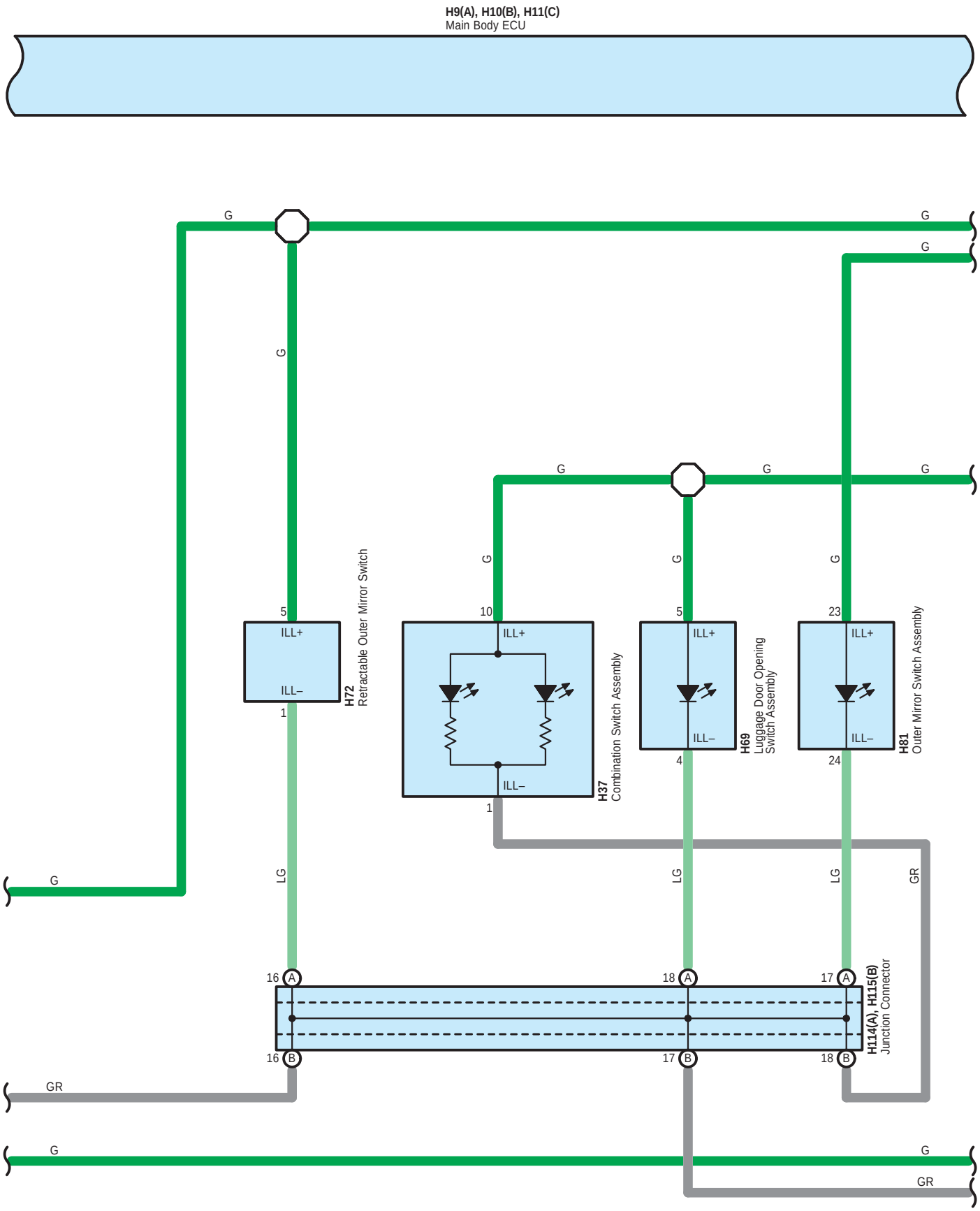
H9(A), H10(B), H11(C)
Main Body ECU
G
G
G
G
G
G
G
G
G
G
5
ILL+
ILL–
1
H72
Retractable Outer Mirror Switch
10
ILL+
ILL–
1
H37
Combination Switch Assembly
5
ILL+
ILL–
4
H69
Luggage Door Opening Switch Assembly
23
ILL+
ILL–
24
H81
Outer Mirror Switch Assembly
G
LG
LG
LG
GR
16 A
16 B
18 A
17 B
17 A
18 B
H114(A), H115(B)
Junction Connector
GR
G
G
GR

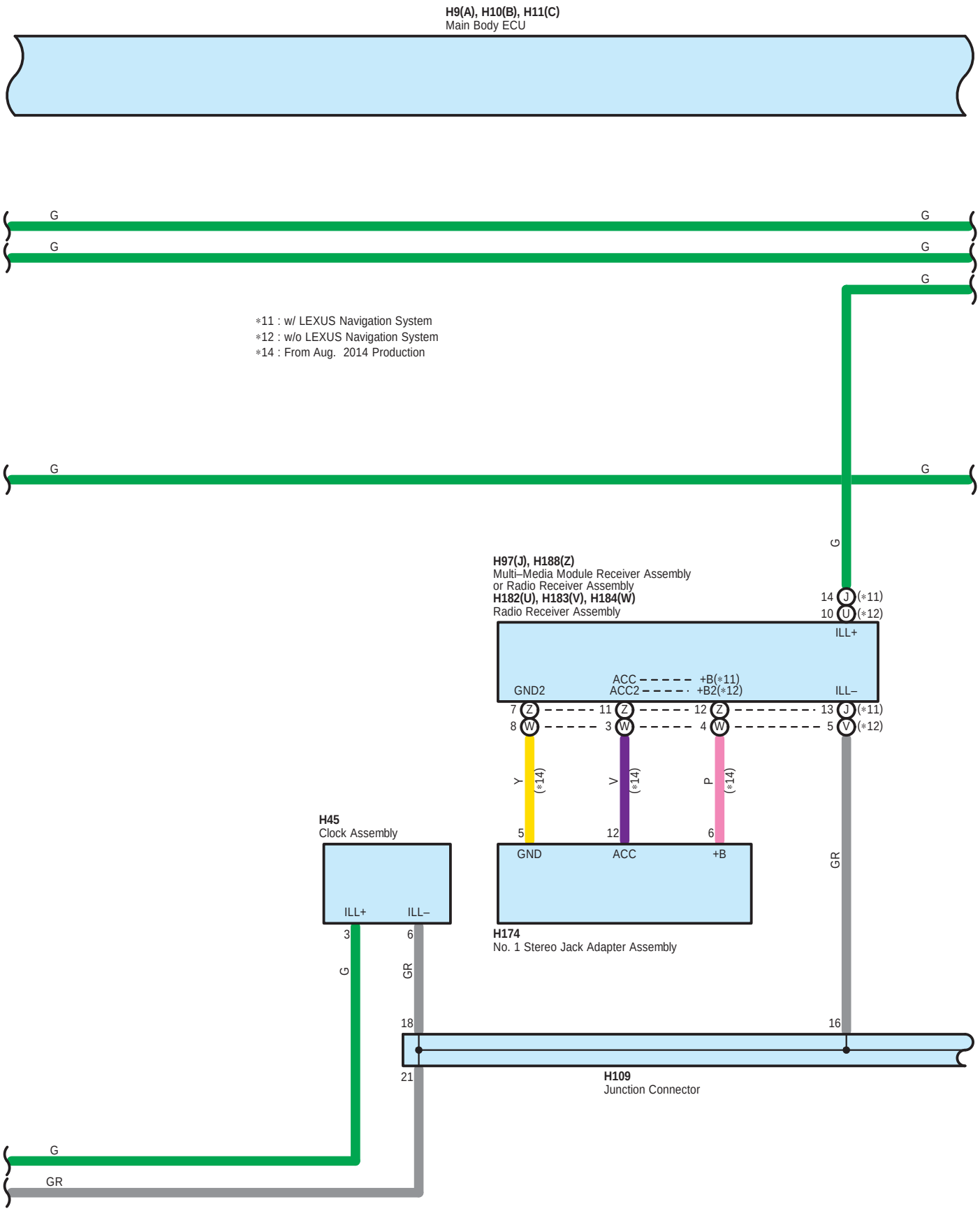
H9(A), H10(B), H11(C)
Main Body ECU
G
G
G
G
G
G
G
∗11 : w/ LEXUS Navigation System
∗12 : w/o LEXUS Navigation System
∗14 : From Aug. 2014 Production
G
G
H97(J), H188(Z)
Multi–Media Module Receiver Assembly
or Radio Receiver Assembly
H182(U), H183(V), H184(W)
Radio Receiver Assembly
14 J (∗11)
10 U (∗12)
ILL+
ACC
ACC2
+B(∗11)
+B2(∗12)
GND2
ILL–
7 Z
11 Z
12 Z
13 J (∗11)
8 W
3 W
4 W
5 V (∗12)
Y (∗14)
V (∗14)
P (∗14)
5
12
6
GND
ACC
+B
H174
No. 1 Stereo Jack Adapter Assembly
H45
Clock Assembly
ILL+
ILL–
3
6
G
GR
18
16
21
H109
Junction Connector
G
GR

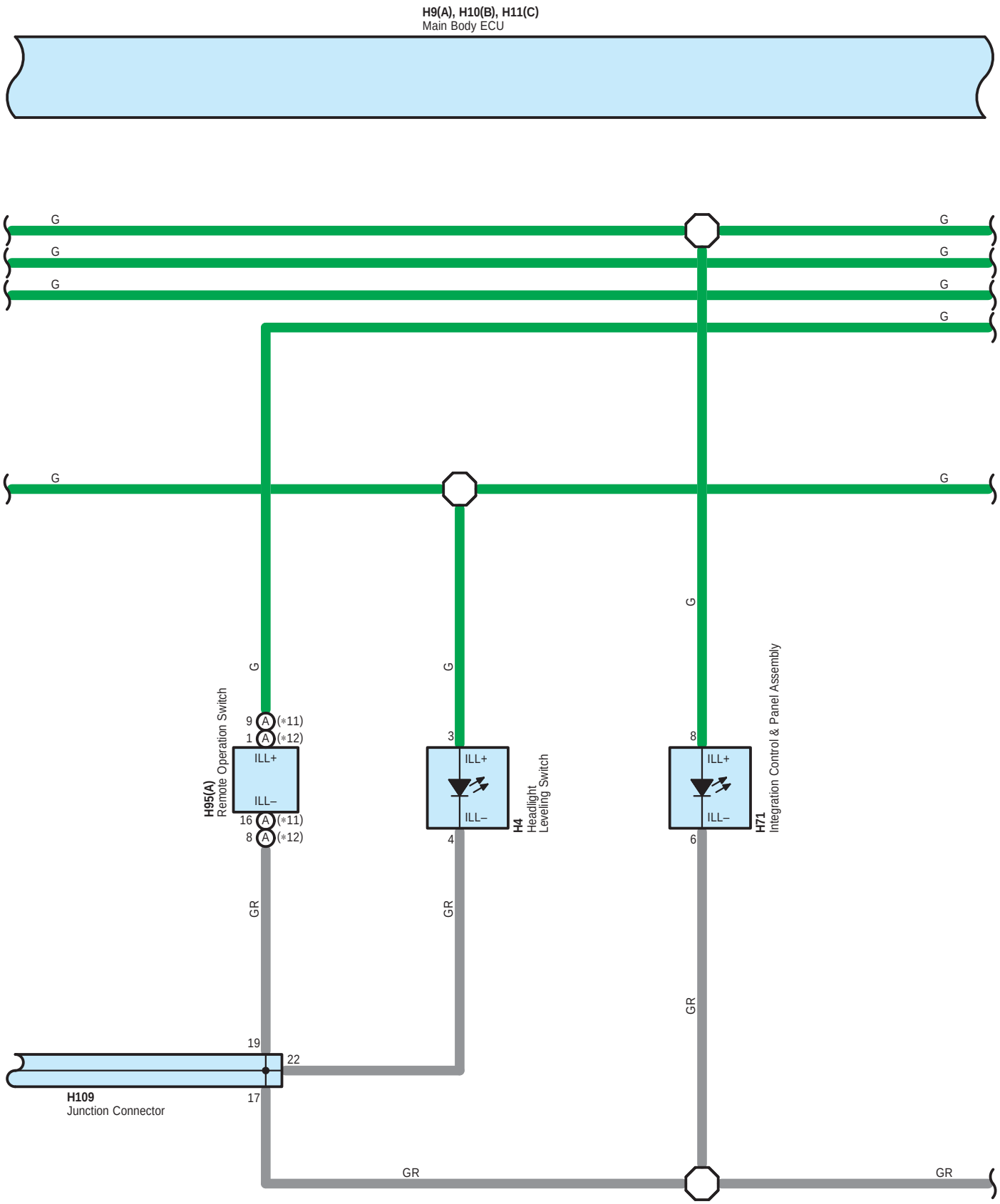
H9(A), H10(B), H11(C)
Main Body ECU
G
G
G
G
G
G
G
G
G
G
G
H95(A)
Remote Operation Switch
9 A (*11)
1 A (*12)
ILL+
ILL–
16 A (*11)
8 A (*12)
3
ILL+
ILL–
4
H4
Headlight
Leveling Switch
8
ILL+
ILL–
6
H71
Integration Control & Panel Assembly
GR
GR
GR
19
22
17
H109
Junction Connector
GR
GR

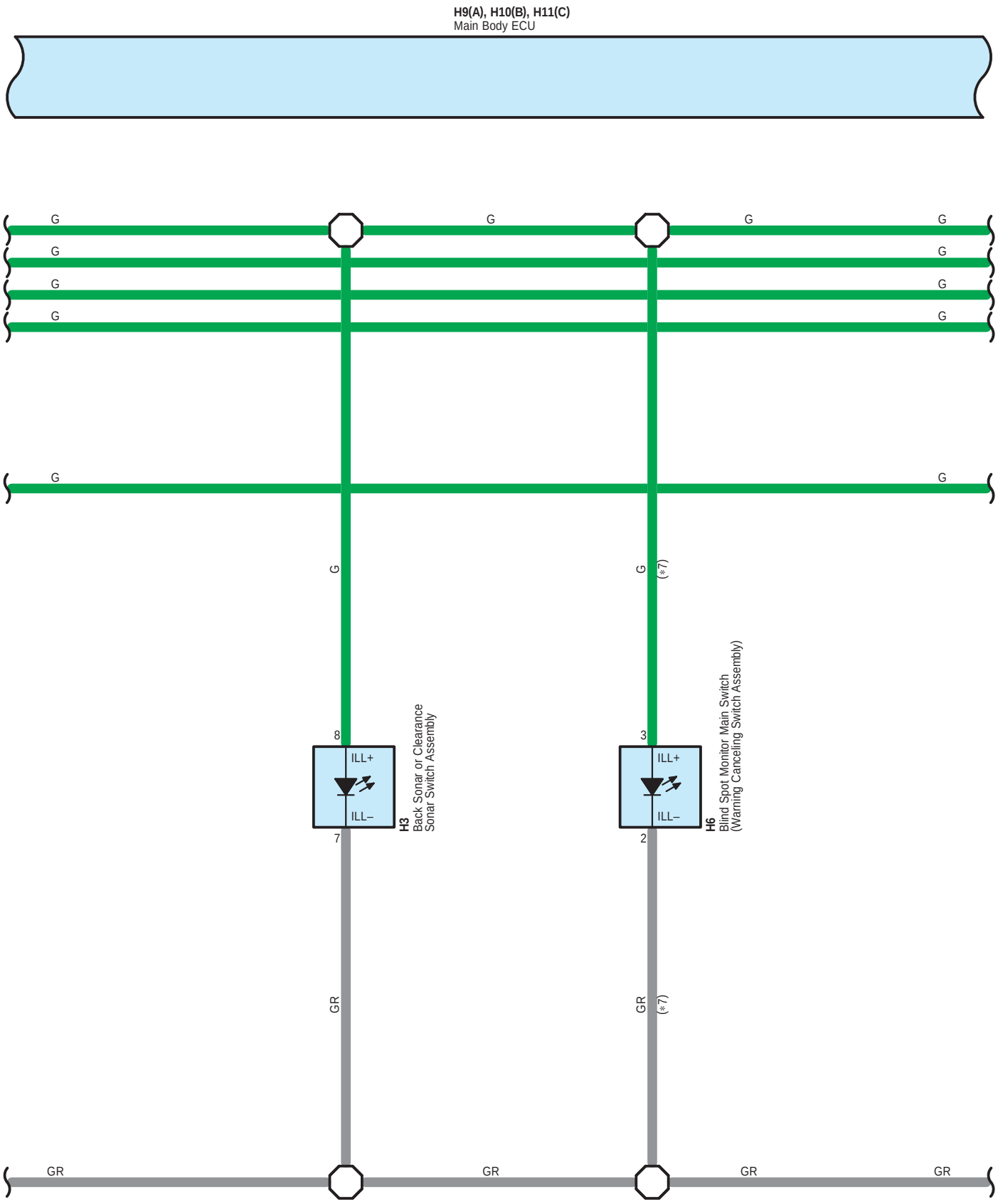
H9(A), H10(B), H11(C)
Main Body ECU
G
G
G
G
G
G
G
G
G
G
G
G
G
G
G
(*7)
8
ILL+
ILL–
7
H3
Back Sonar or Clearance
Sonar Switch Assembly
3
ILL+
ILL–
2
H6
Blind Spot Monitor Main Switch
(Warning Canceling Switch Assembly)
GR
GR
(*7)
GR
GR
GR
GR

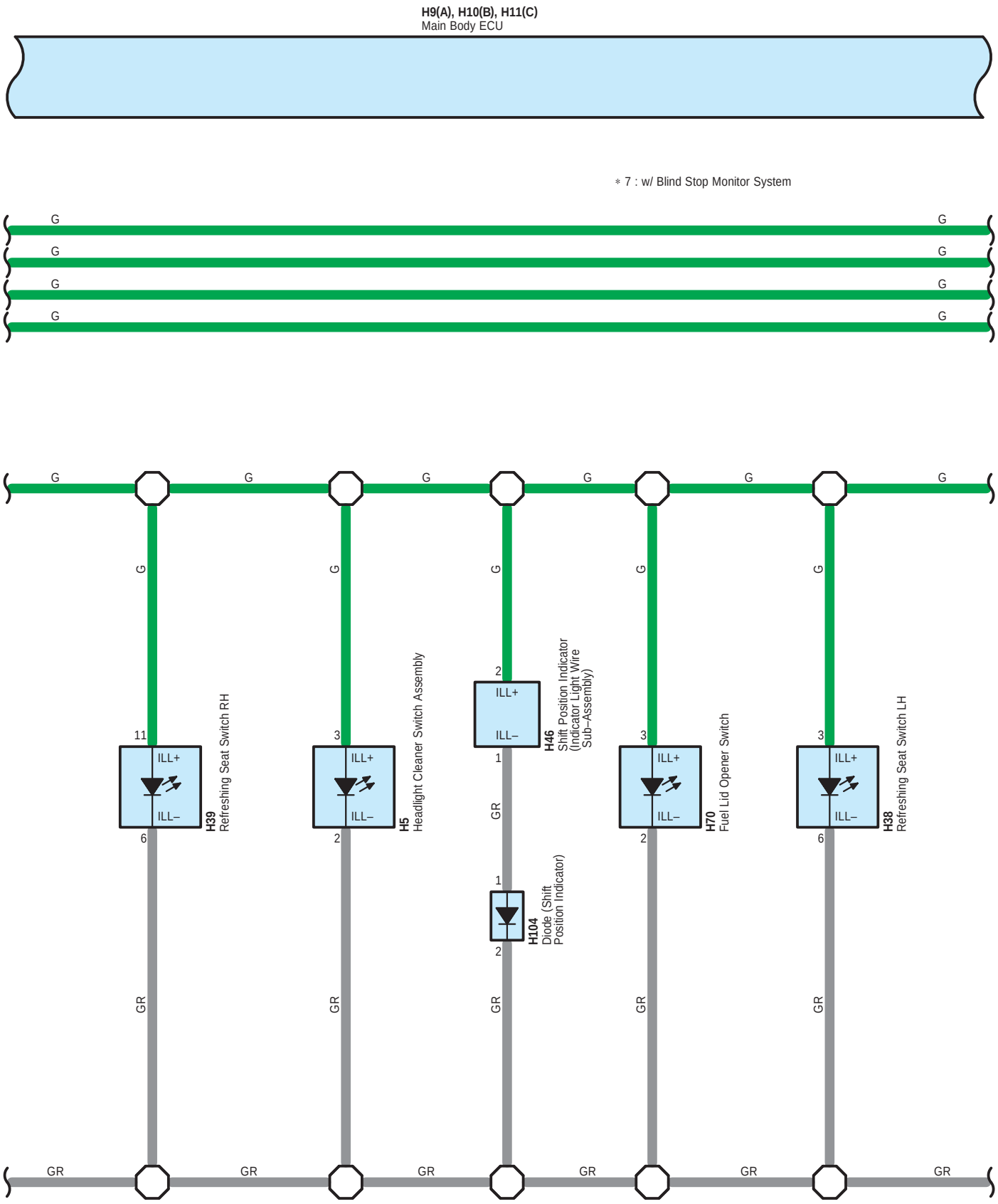
H9(A), H10(B), H11(C)
Main Body ECU
∗ 7 : w/ Blind Stop Monitor System
G
GR
ILL+
ILL–
H39
Refreshing Seat Switch RH
H5
Headlight Cleaner Switch Assembly
H46
Shift Position Indicator
(Indicator Light Wire
Sub–Assembly)
H104
Diode (Shift
Position Indicator)
H70
Fuel Lid Opener Switch
H38
Refreshing Seat Switch LH

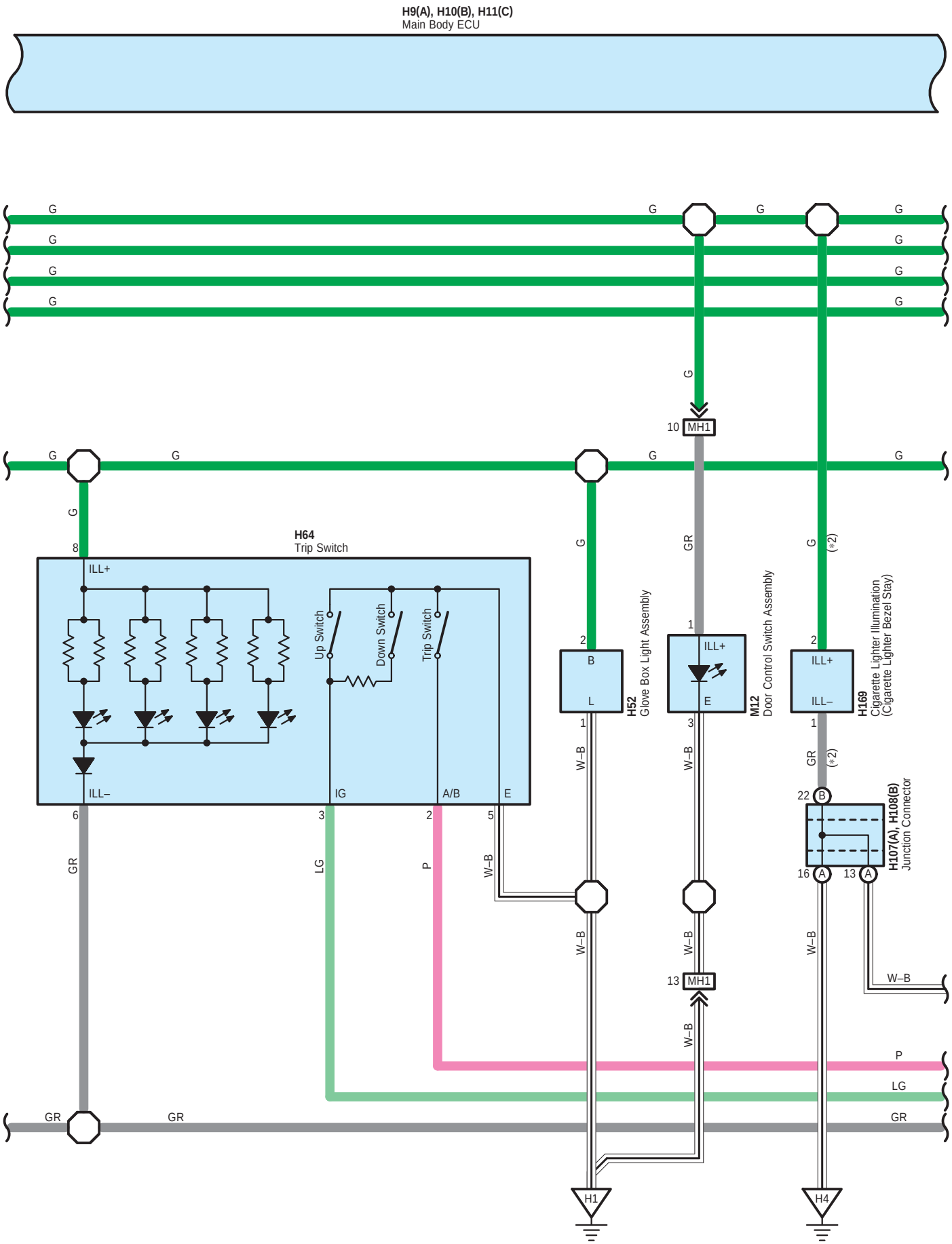
H9(A), H10(B), H11(C)
Main Body ECU
G
10 MH1
H64
Trip Switch
ILL+
ILL–
Up Switch
Down Switch
Trip Switch
IG
A/B
E
8
6
3
2
5
GR
LG
P
W–B
H52
Glove Box Light Assembly
B
L
M12
Door Control Switch Assembly
ILL+
E
H169
Cigarette Lighter Illumination
(Cigarette Lighter Bezel Stay)
ILL+
ILL–
(*2)
22 B
16 A
13 A
H107(A), H108(B)
Junction Connector
13 MH1
H1
H4

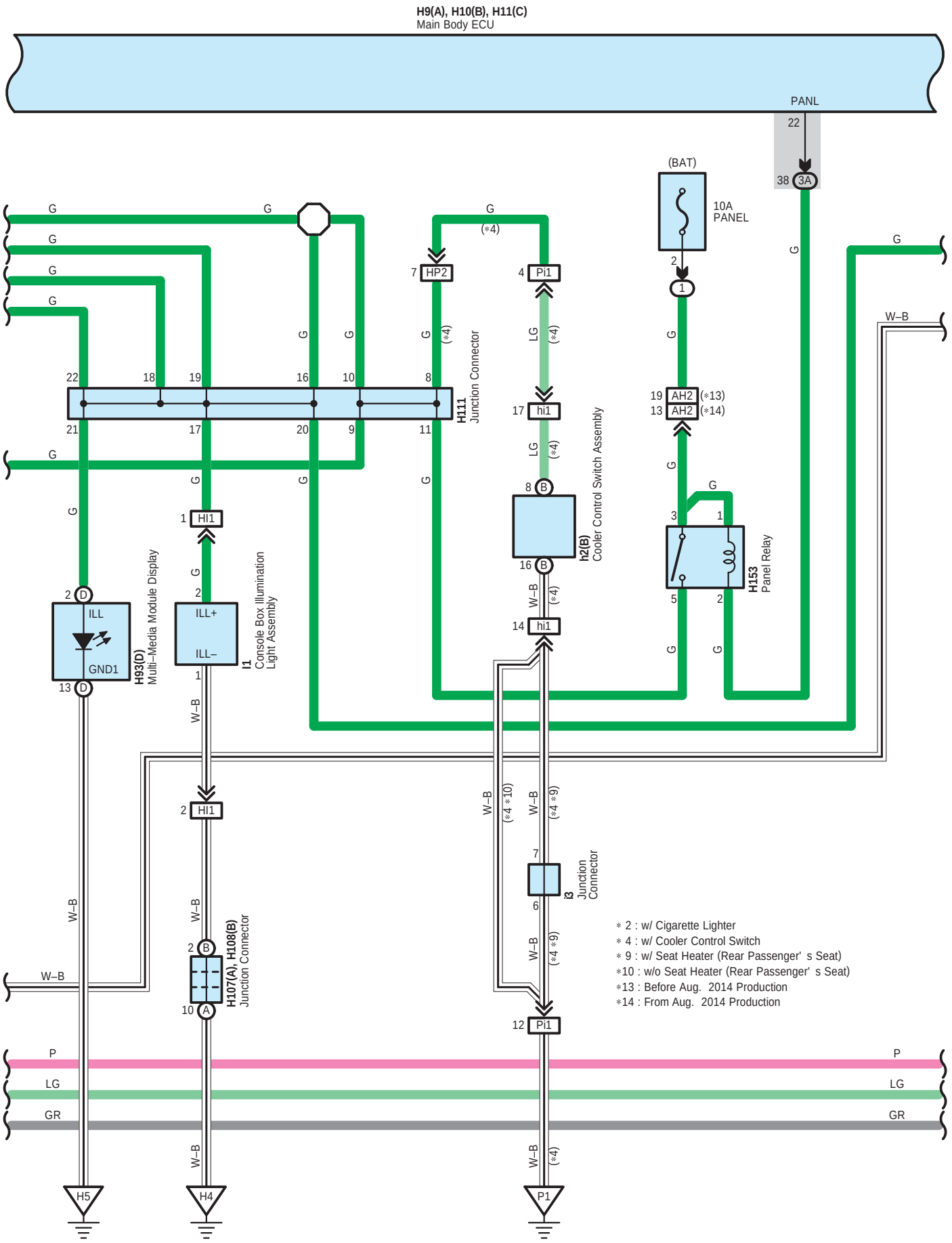
H9(A), H10(B), H11(C)
Main Body ECU
PANL
(BAT)
10A
PANEL
H111
Junction Connector
h2(B)
Cooler Control Switch Assembly
H153
Panel Relay
H93(D)
Multi–Media Module Display
I1
Console Box Illumination
Light Assembly
H107(A), H108(B)
Junction Connector
i3
Junction
Connector
H5
H4
P1
* 2 : w/ Cigarette Lighter
* 4 : w/ Cooler Control Switch
* 9 : w/ Seat Heater (Rear Passenger' s Seat)
*10 : w/o Seat Heater (Rear Passenger' s Seat)
*13 : Before Aug. 2014 Production
*14 : From Aug. 2014 Production

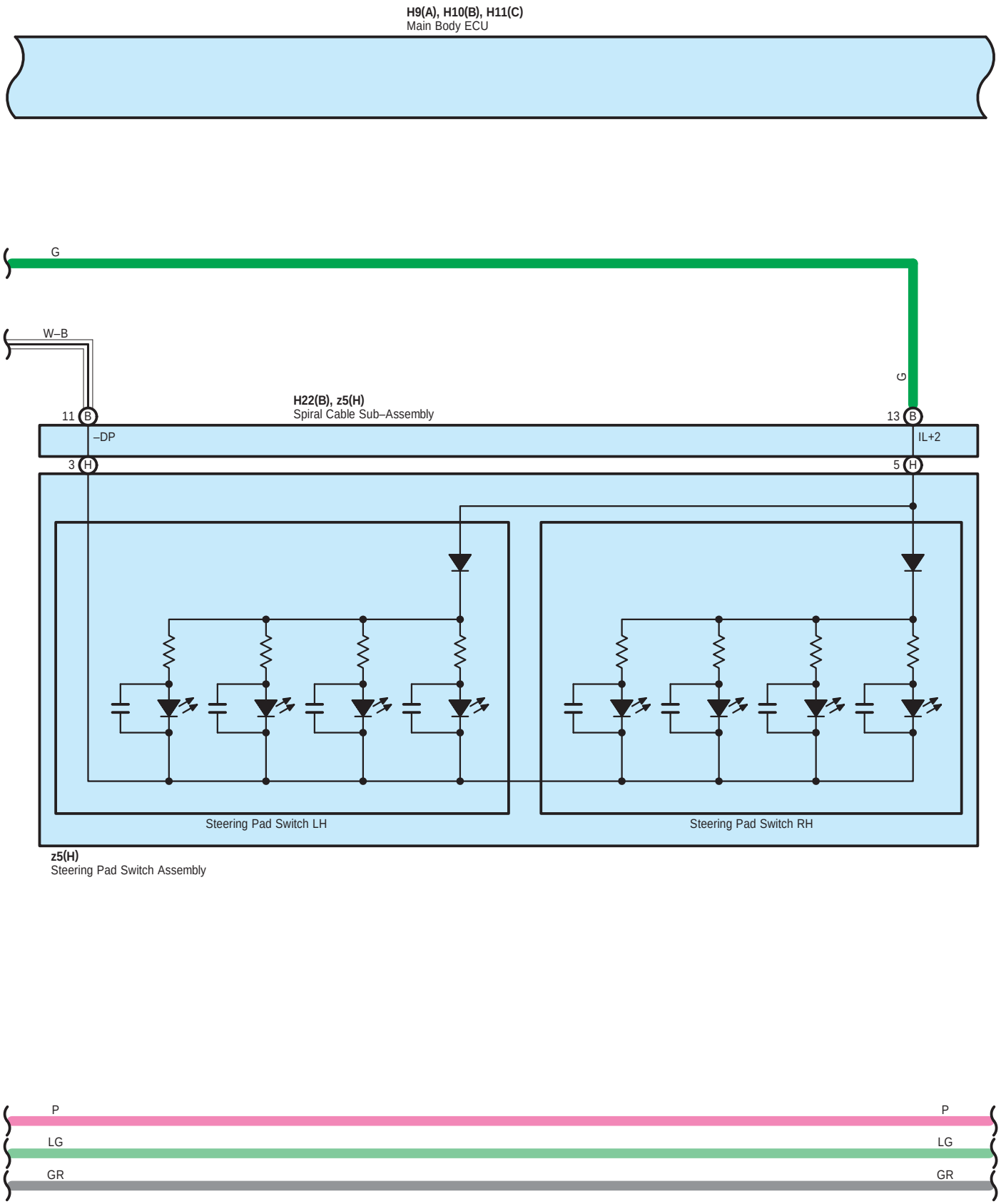
H9(A), H10(B), H11(C)
Main Body ECU
G
W–B
G
H22(B), z5(H)
Spiral Cable Sub–Assembly
11 B
13 B
–DP
IL+2
3 H
5 H
Steering Pad Switch LH
Steering Pad Switch RH
z5(H)
Steering Pad Switch Assembly
P
P
LG
LG
GR
GR

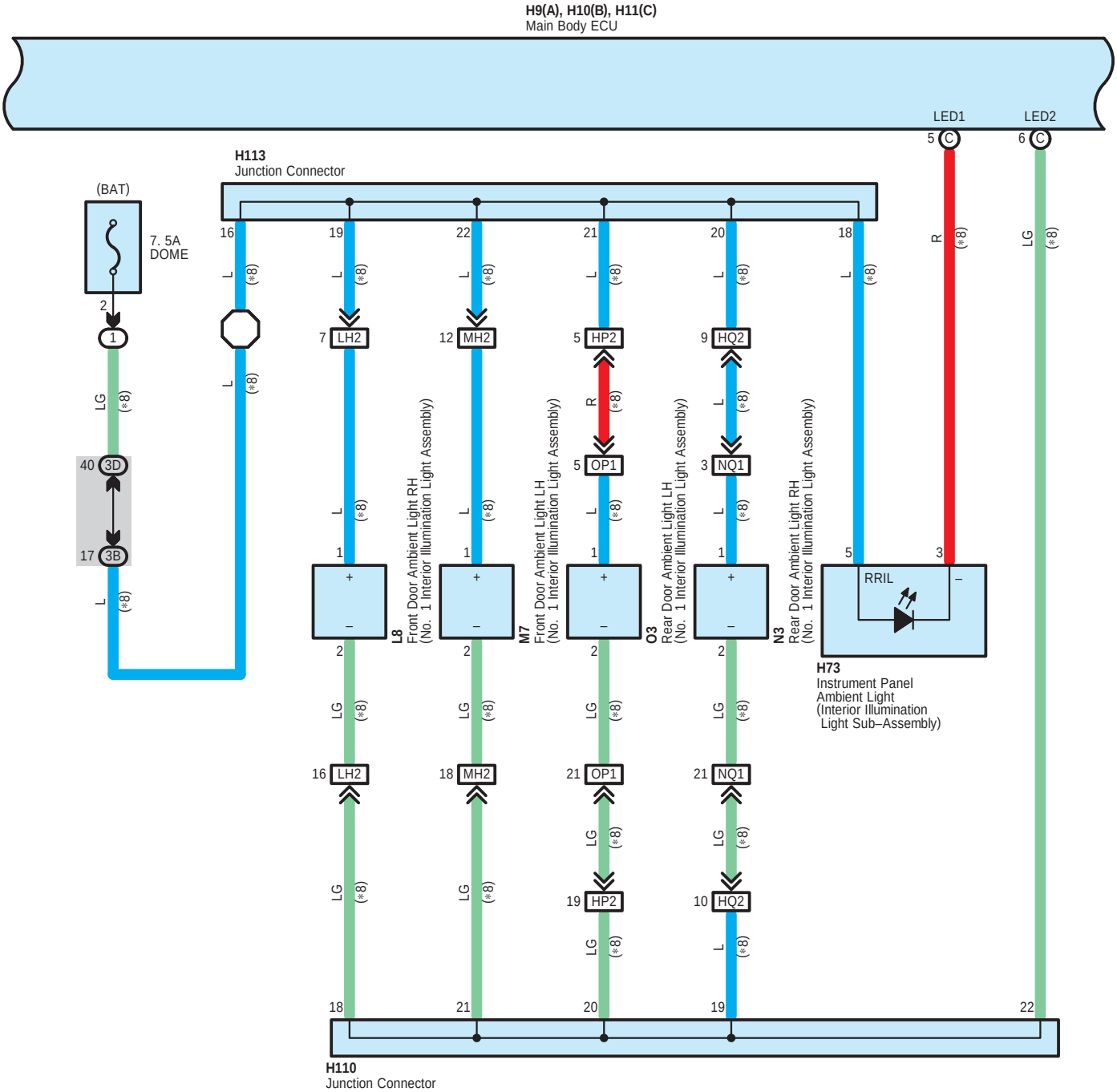

∗ 8 : w/ Ambient Light

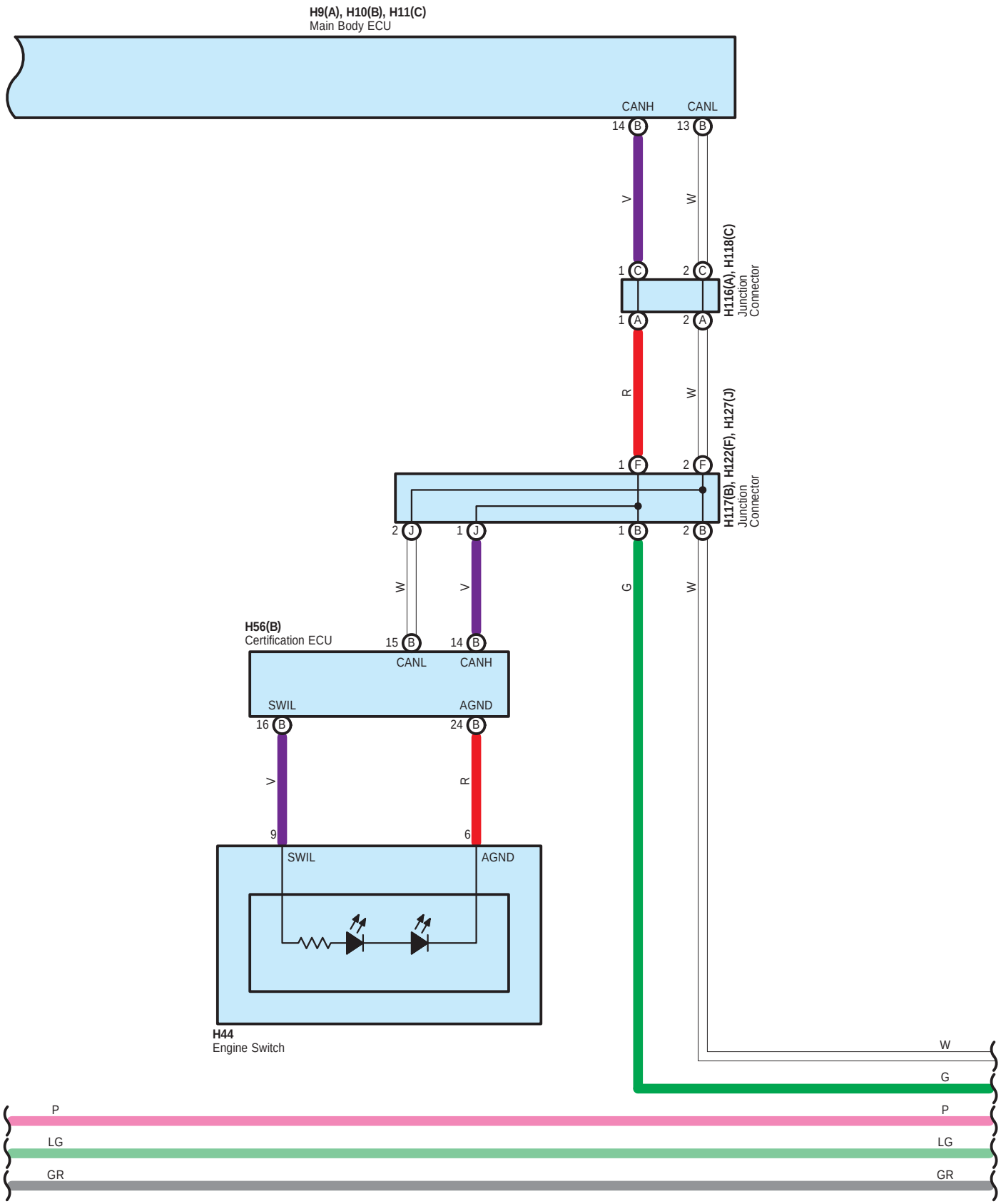
H9(A), H10(B), H11(C)
Main Body ECU
CANH
CANL
14 B
13 B
V
W
1 C
2 C
H116(A), H118(C)
Junction
Connector
1 A
2 A
R
W
1 F
2 F
H117(B), H122(F), H127(J)
Junction
Connector
2 J
1 J
1 B
2 B
W
V
G
W
H56(B)
Certification ECU
15 B
14 B
CANL
CANH
SWIL
AGND
16 B
24 B
V
R
9
6
SWIL
AGND
H44
Engine Switch
W
G
P
P
LG
LG
GR
GR

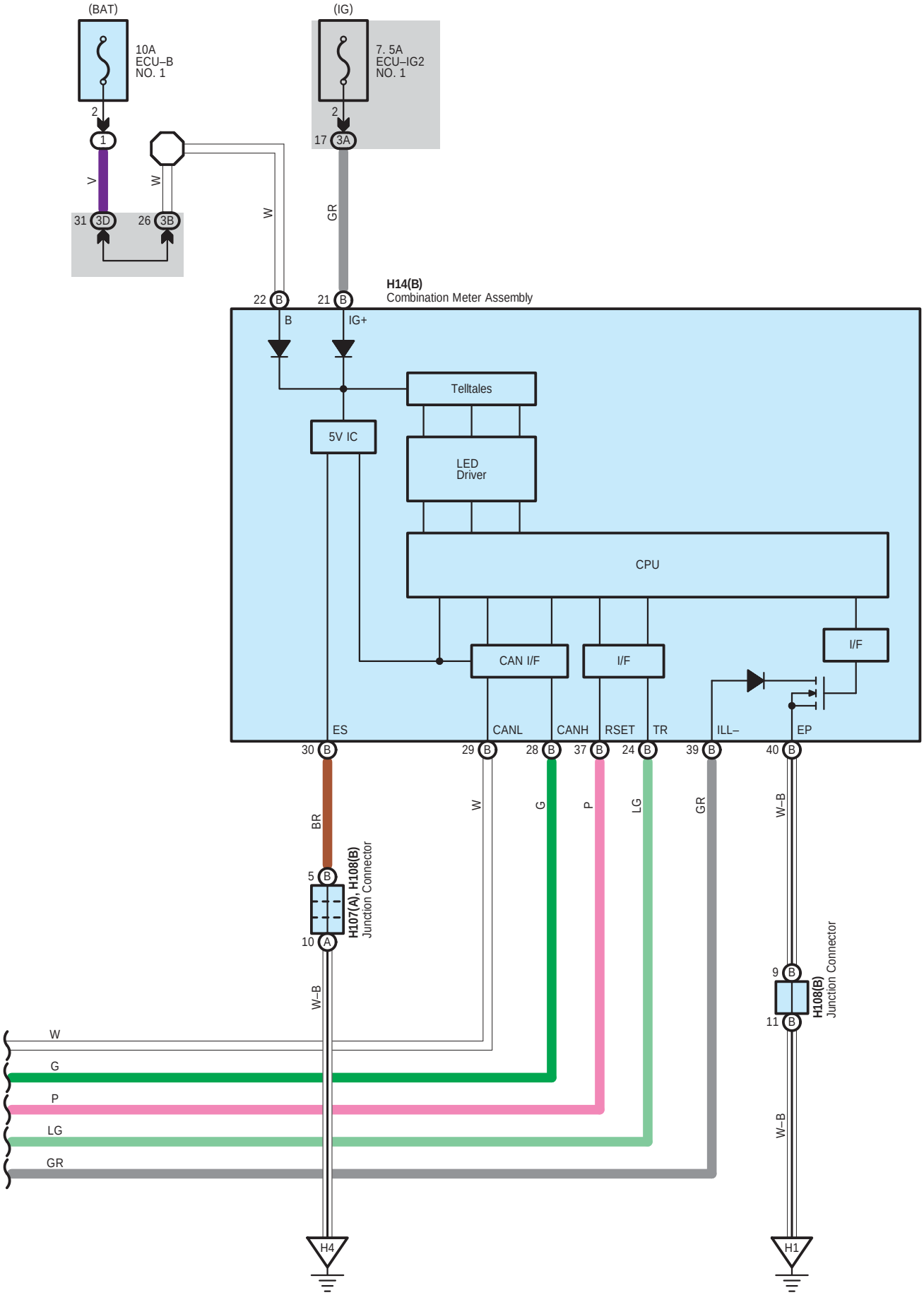
(BAT)
10A
ECU–B
NO. 1
(IG)
7. 5A
ECU–IG2
NO. 1
H14(B)
Combination Meter Assembly
B
IG+
Telltales
5V IC
LED
Driver
CPU
CAN I/F
I/F
I/F
ES
CANL
CANH
RSET
TR
ILL–
EP
H107(A), H108(B)
Junction Connector
H108(B)
Junction Connector
H4
H1

A 19
Gray

(Clearance Light, DRL and Low HID Type)

A 52
Gray

(Clearance Light, DRL and Low HID Type)

A 63
Gray

H 3
White

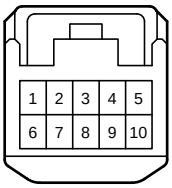

H 4
Blue

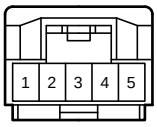

H 5
Gray

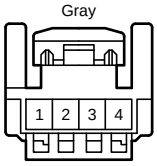

H 6
Black

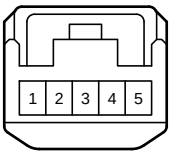

H 9
White

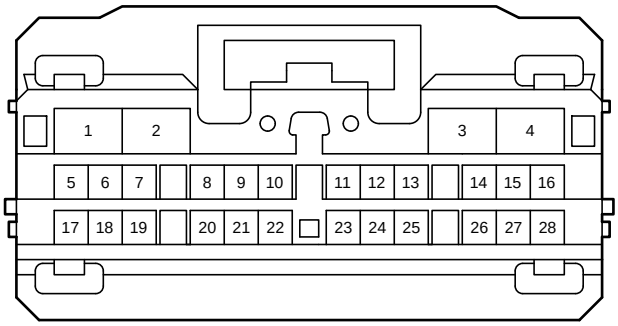

H 10
White

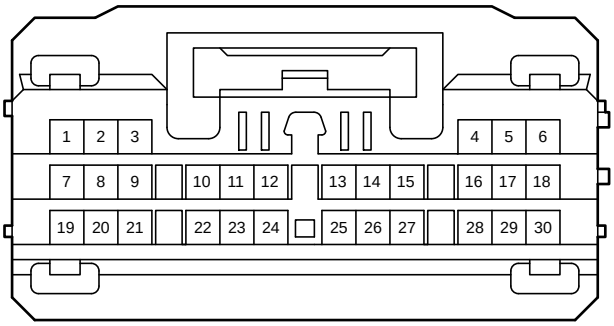

H 11
White

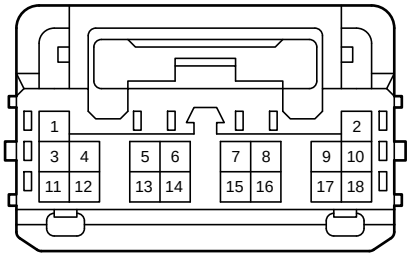

H 14
Black

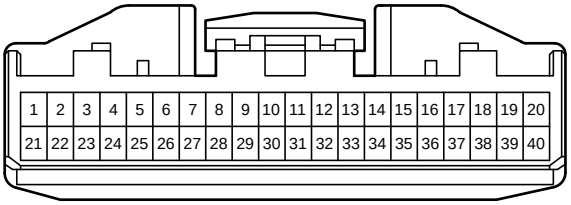

H 19
Black

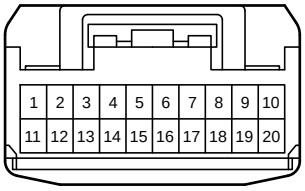

H 22
Black

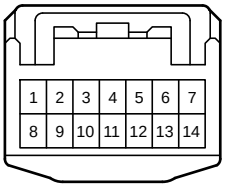

H 37
Black

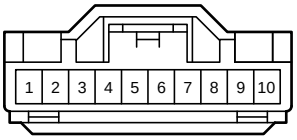

H 38
White



H 39
Black



H 44
Black

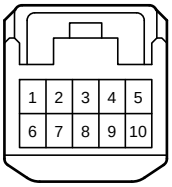

H 45
Black

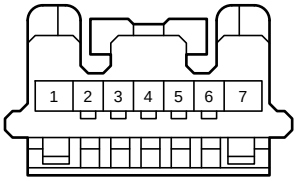

H 46
White

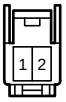

H 52
White

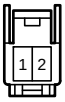

H 56
White

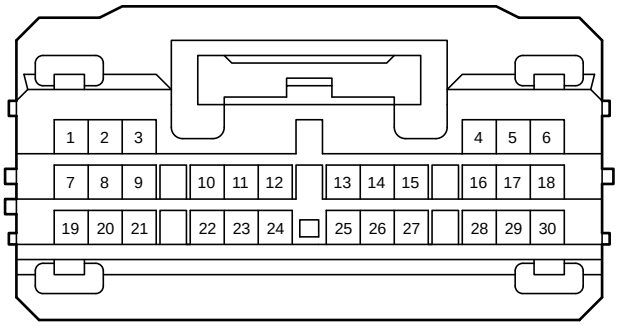

H 64
Black

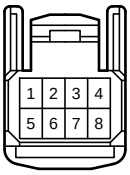

H 69
Black

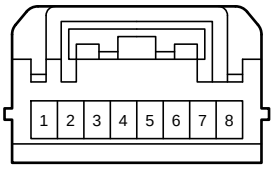

H 70
Black

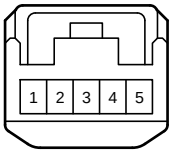

H 71
Black

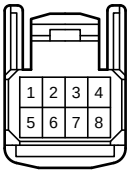

H 72
White

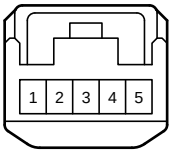

H 73
White

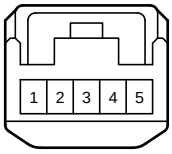

H 81
White

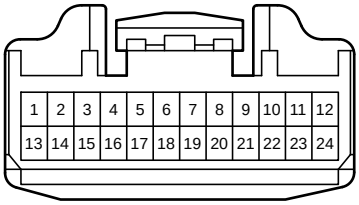

H 93
Black

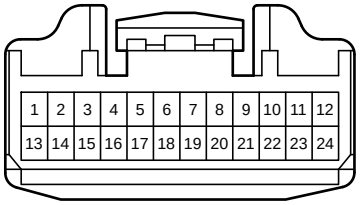

H 95
White



H 97
White

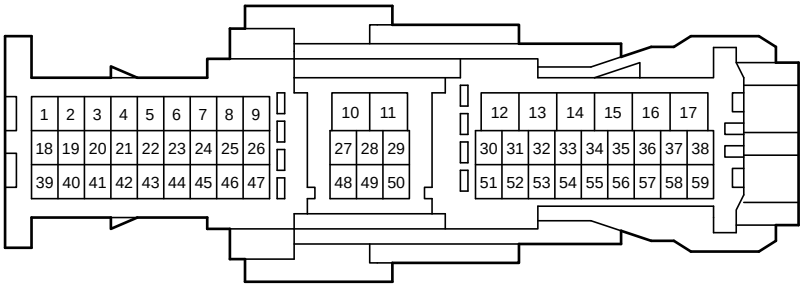

H104
Black

H107
Gray

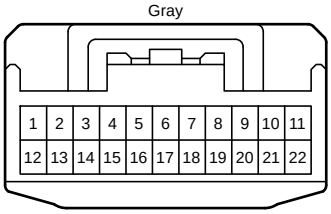

H108
Gray

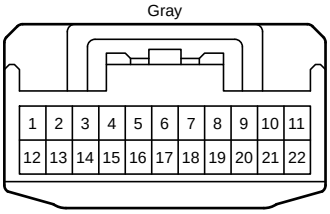

H109
Black

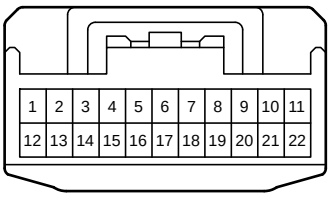

H110
Black

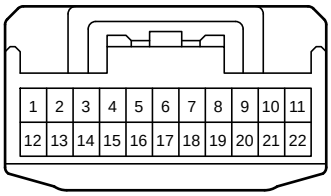

H111
Gray

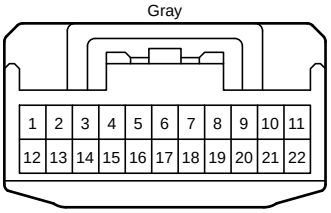

H113
White

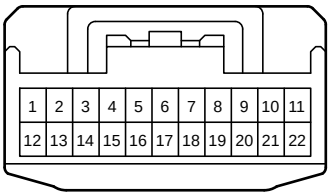

H114
Black

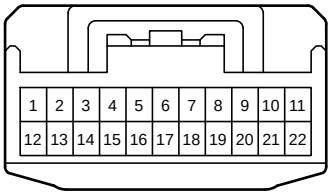

H115
Black

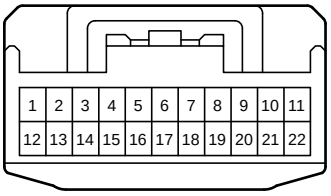

H116
White

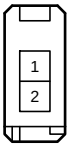

H117
White

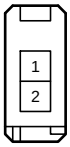

H118
White

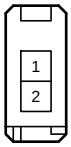

H122
White

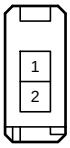

H127
White

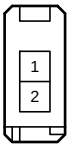

H153
White

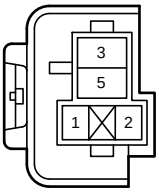

H169
Black

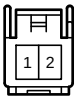

H174
White



H182
White

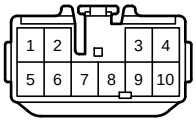

H183
White

H184
White

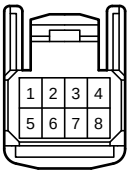

H188
White

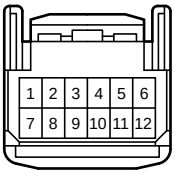

I 1
White

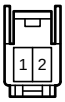

L 8
White

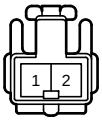

M 7
White

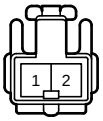

M 12
Blue

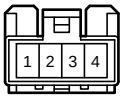

N 3
White

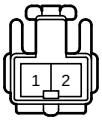

O 3
White

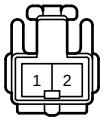

P 34
Black

P 35
White

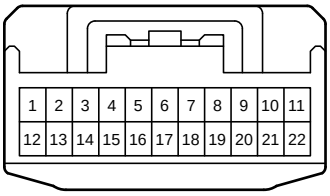

T 9
White

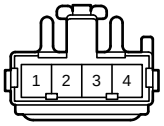

T 10
White

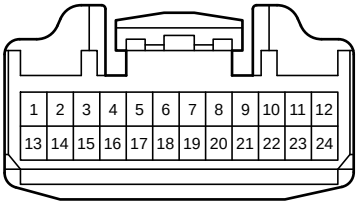

T 11
White

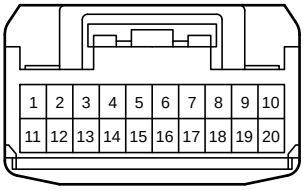

U 1
White



U 2
White

U 5
White

U 7
White

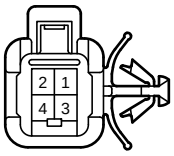

U 12
White

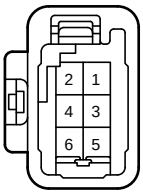

U 13
White

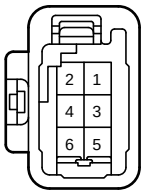

U 15
Black

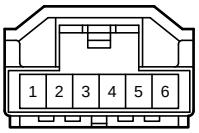

U 16
White

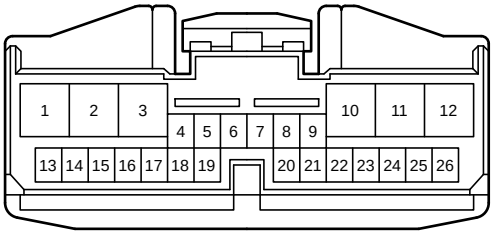

U 17
Black

U 20
White

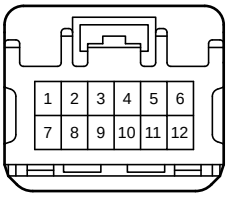

U 21
White

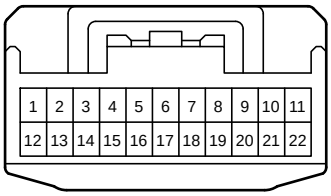

h 2
White

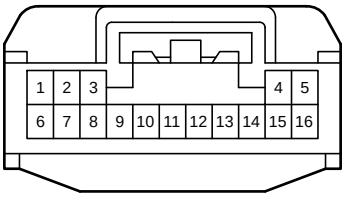

i 3
White

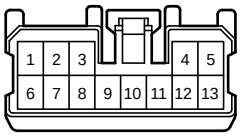

z 5
White

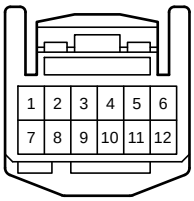

1H

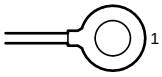

3A
White

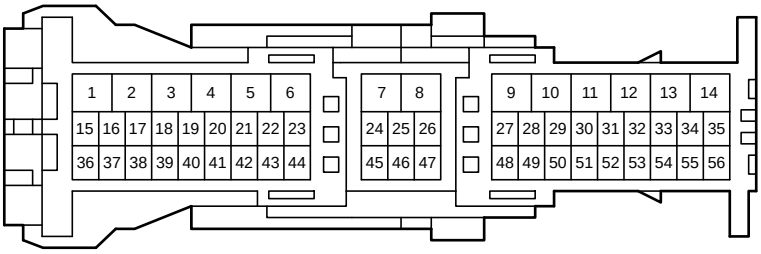

3B
White

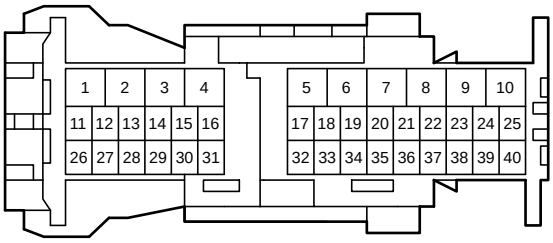

3C
White

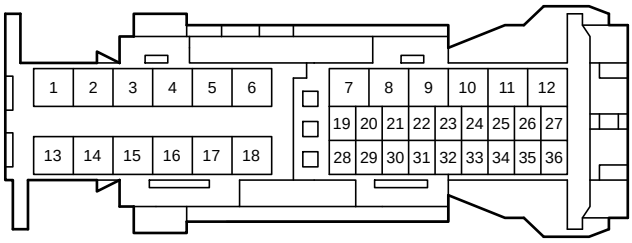

3D
White

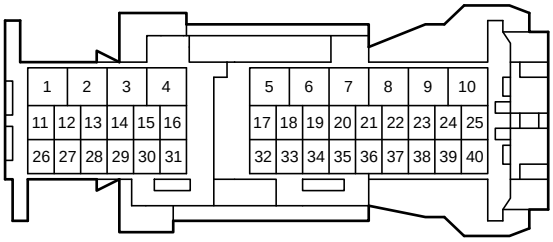

3F
White

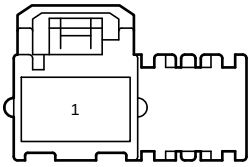

AH2
White

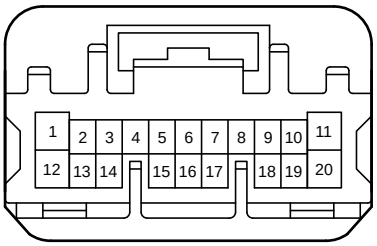

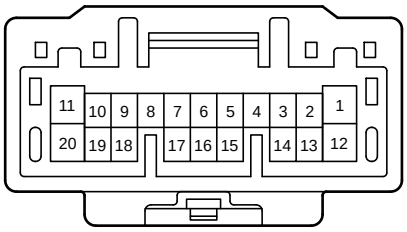

HI1
White

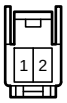

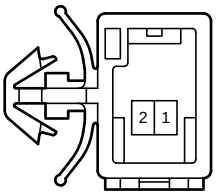

HP2
White

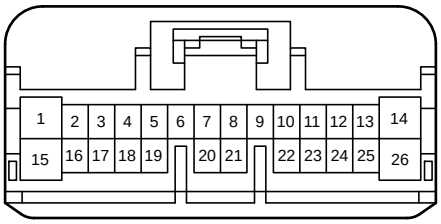

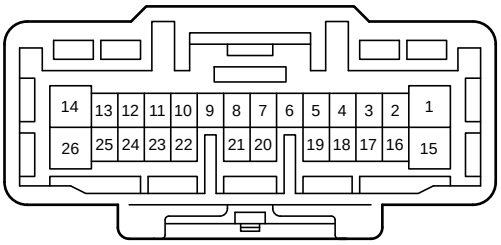

HQ2
White

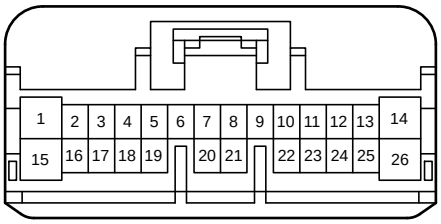

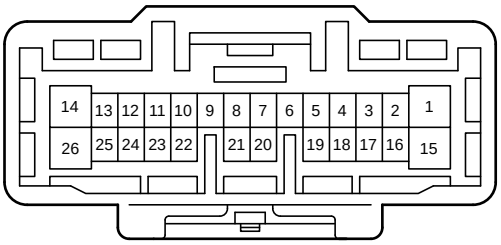

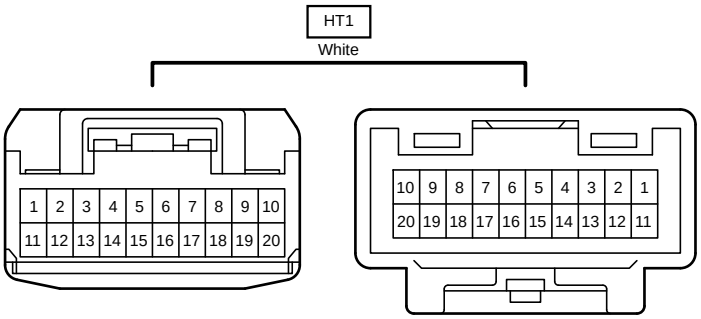
HT1
White
1 2 3 4 5 6 7 8 9 10
11 12 13 14 15 16 17 18 19 20
10 9 8 7 6 5 4 3 2 1
20 19 18 17 16 15 14 13 12 11

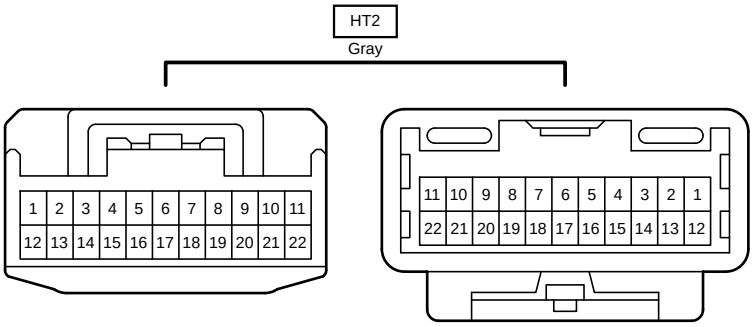
HT2
Gray
1 2 3 4 5 6 7 8 9 10 11
12 13 14 15 16 17 18 19 20 21 22
11 10 9 8 7 6 5 4 3 2 1
22 21 20 19 18 17 16 15 14 13 12

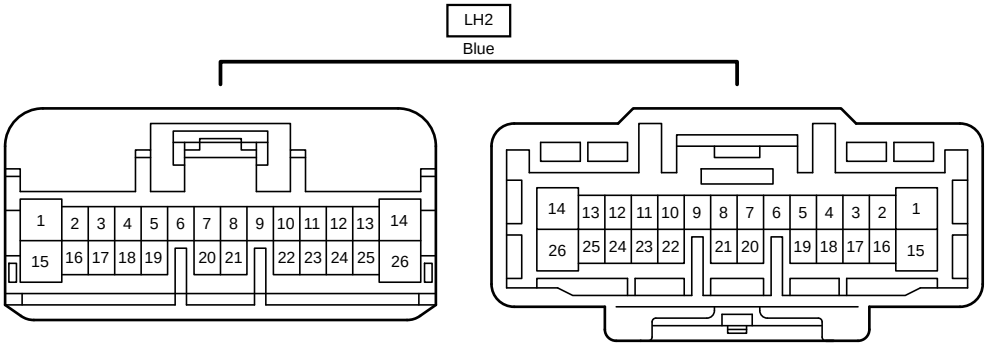
LH2
Blue
1 2 3 4 5 6 7 8 9 10 11 12 13 14
15 16 17 18 19 20 21 22 23 24 25 26
14 13 12 11 10 9 8 7 6 5 4 3 2 1
26 25 24 23 22 21 20 19 18 17 16 15

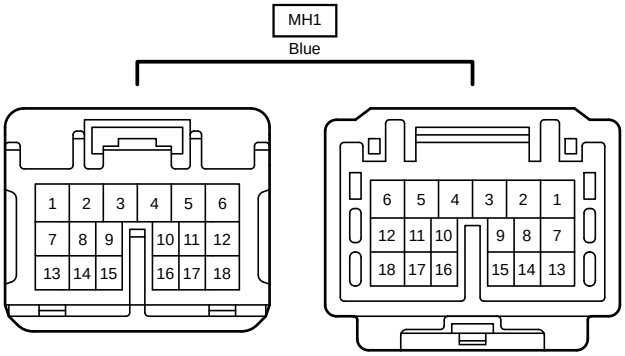
MH1
Blue
1 2 3 4 5 6
7 8 9 10 11 12
13 14 15 16 17 18
6 5 4 3 2 1
12 11 10 9 8 7
18 17 16 15 14 13

MH2
Gray

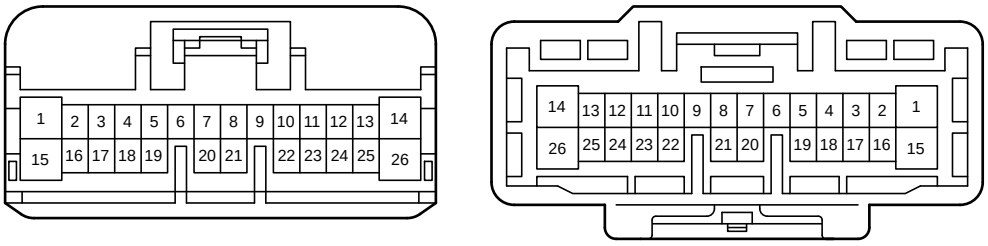

NQ1
White

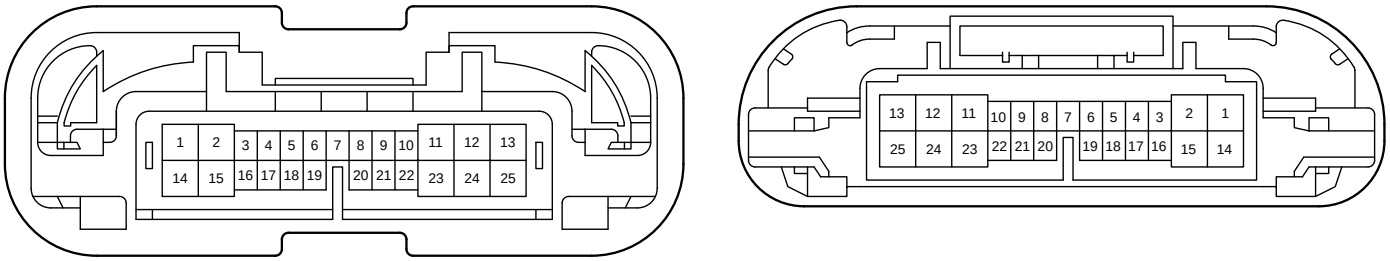

OP1
White

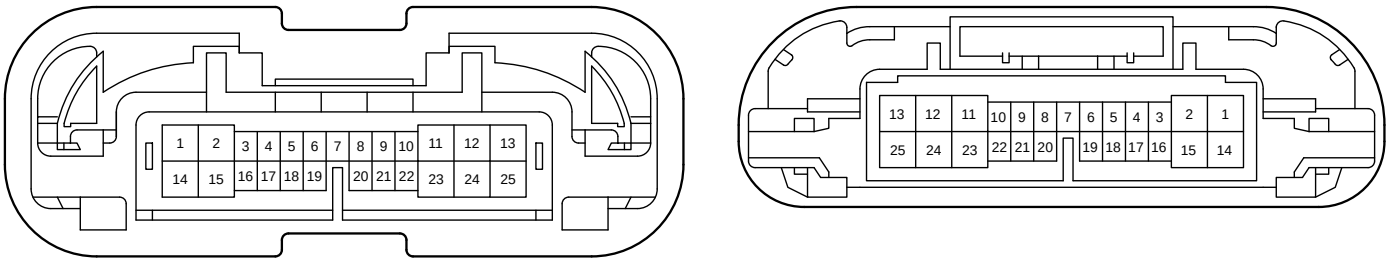

PU1
White

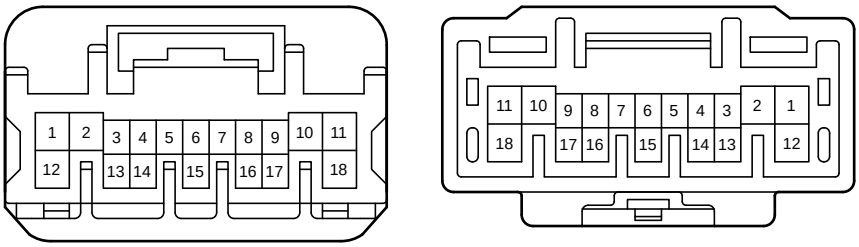

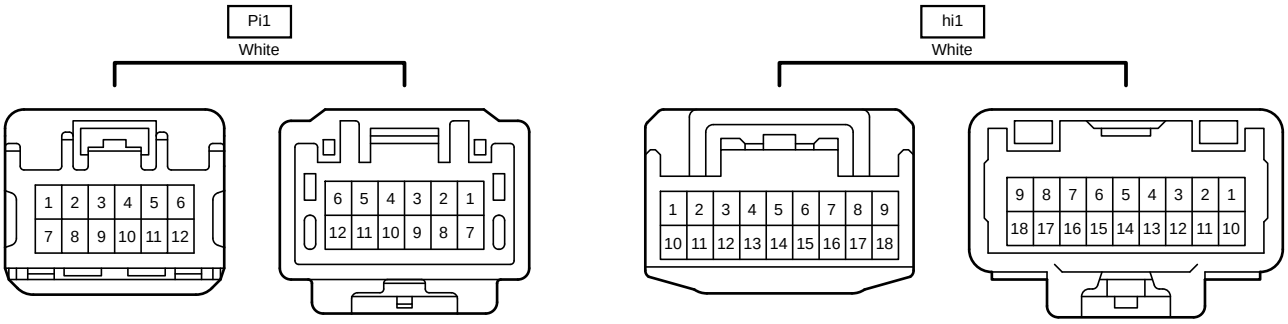
Pi1
White
1 2 3 4 5 6
7 8 9 10 11 12
6 5 4 3 2 1
12 11 10 9 8 7
hi1
White
1 2 3 4 5 6 7 8 9
10 11 12 13 14 15 16 17 18
9 8 7 6 5 4 3 2 1
18 17 16 15 14 13 12 11 10