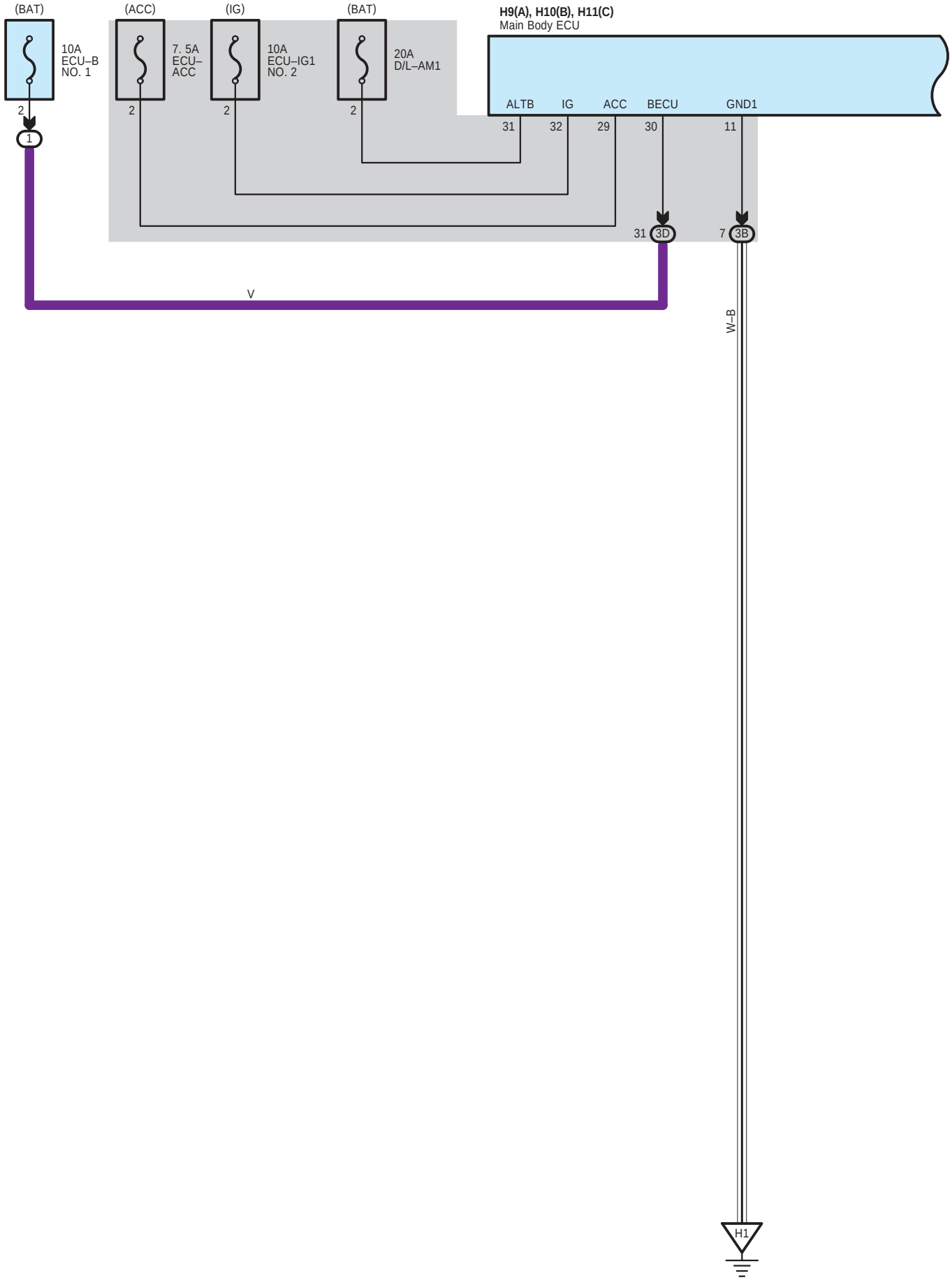
(BAT)
10A
ECU–B
NO. 1
2
1
(ACC)
7. 5A
ECU–
ACC
2
(IG)
10A
ECU–IG1
NO. 2
2
(BAT)
20A
D/L–AM1
2
H9(A), H10(B), H11(C)
Main Body ECU
ALTB
IG
ACC
BECU
GND1
31
32
29
30
11
31
3D
7
3B
V
W–B
H1

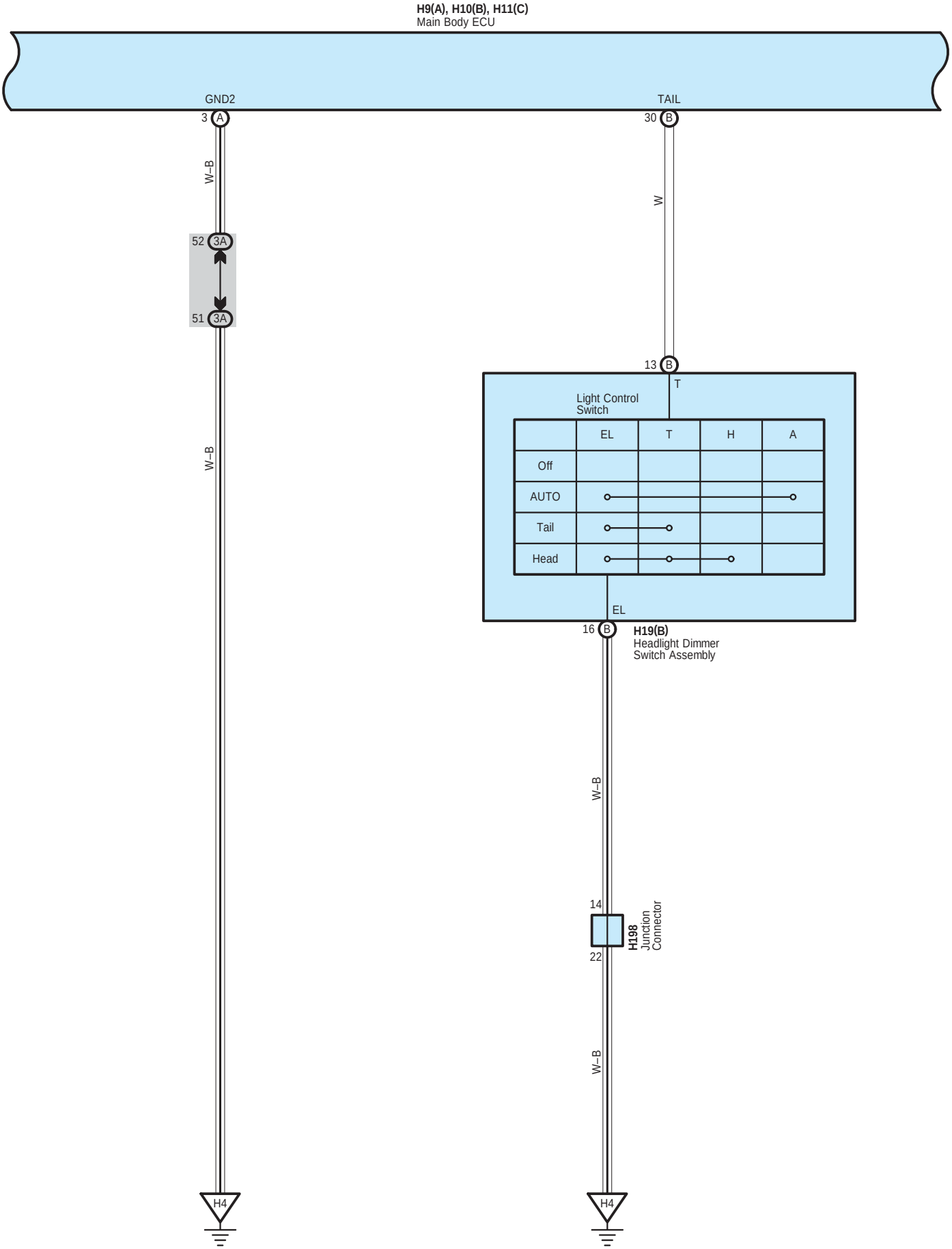
H9(A), H10(B), H11(C)
Main Body ECU
GND2
TAIL
3 A
30 B
W–B
W
52 3A
51 3A
13 B
T
Light Control Switch
EL
T
H
A
Off
AUTO
Tail
Head
EL
16 B
H19(B)
Headlight Dimmer Switch Assembly
W–B
14
22
H198
Junction Connector
W–B
W–B
H4
H4

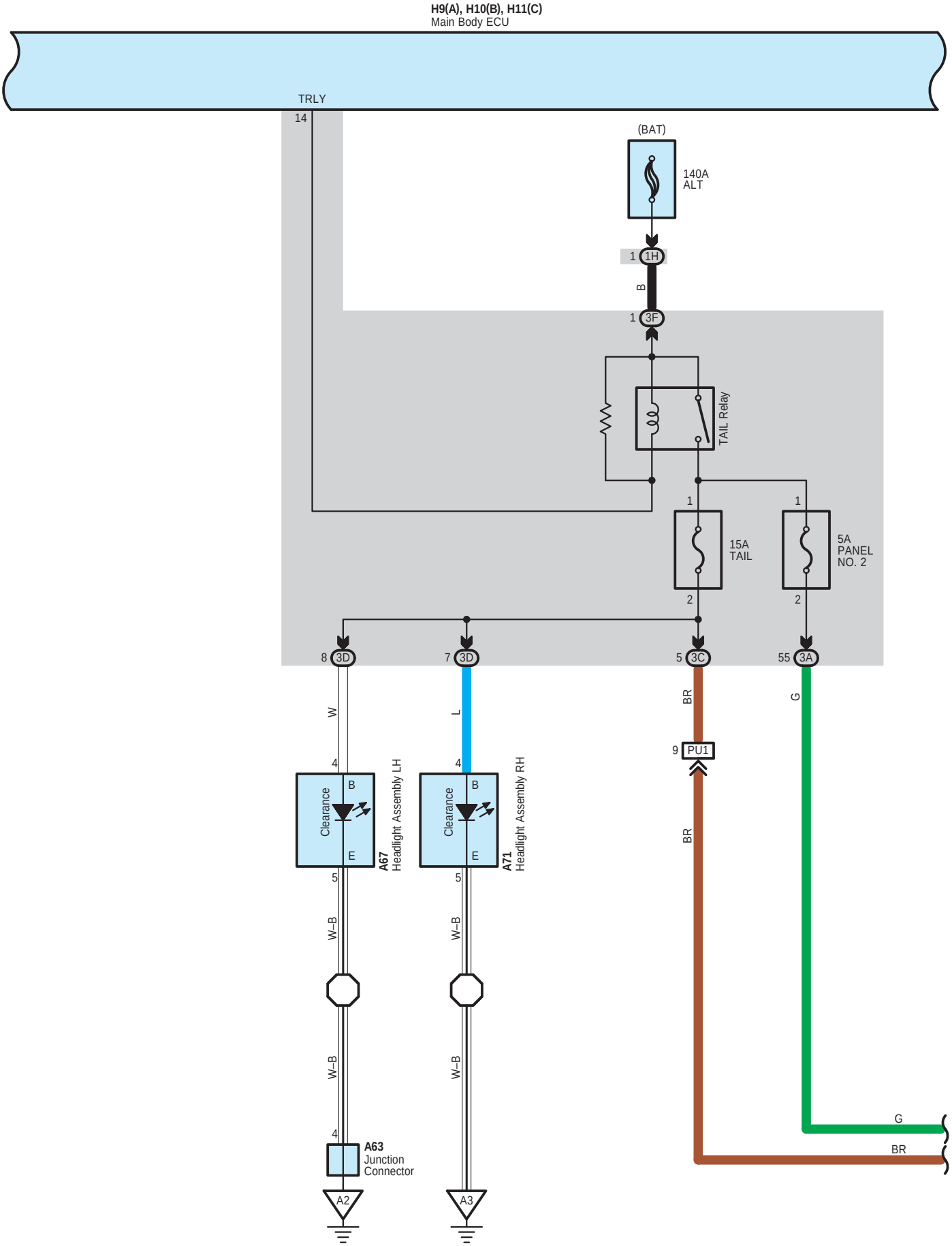
H9(A), H10(B), H11(C)
Main Body ECU
TRLY
14
(BAT)
140A
ALT
1
1H
B
1
3F
TAIL Relay
1
15A
TAIL
2
1
5A
PANEL
NO. 2
2
8
3D
7
3D
5
3C
55
3A
W
L
BR
G
9
PU1
4
B
Clearance
E
A67
Headlight Assembly LH
4
B
Clearance
E
A71
Headlight Assembly RH
5
5
W–B
W–B
W–B
W–B
4
A63
Junction
Connector
A2
A3
G
BR

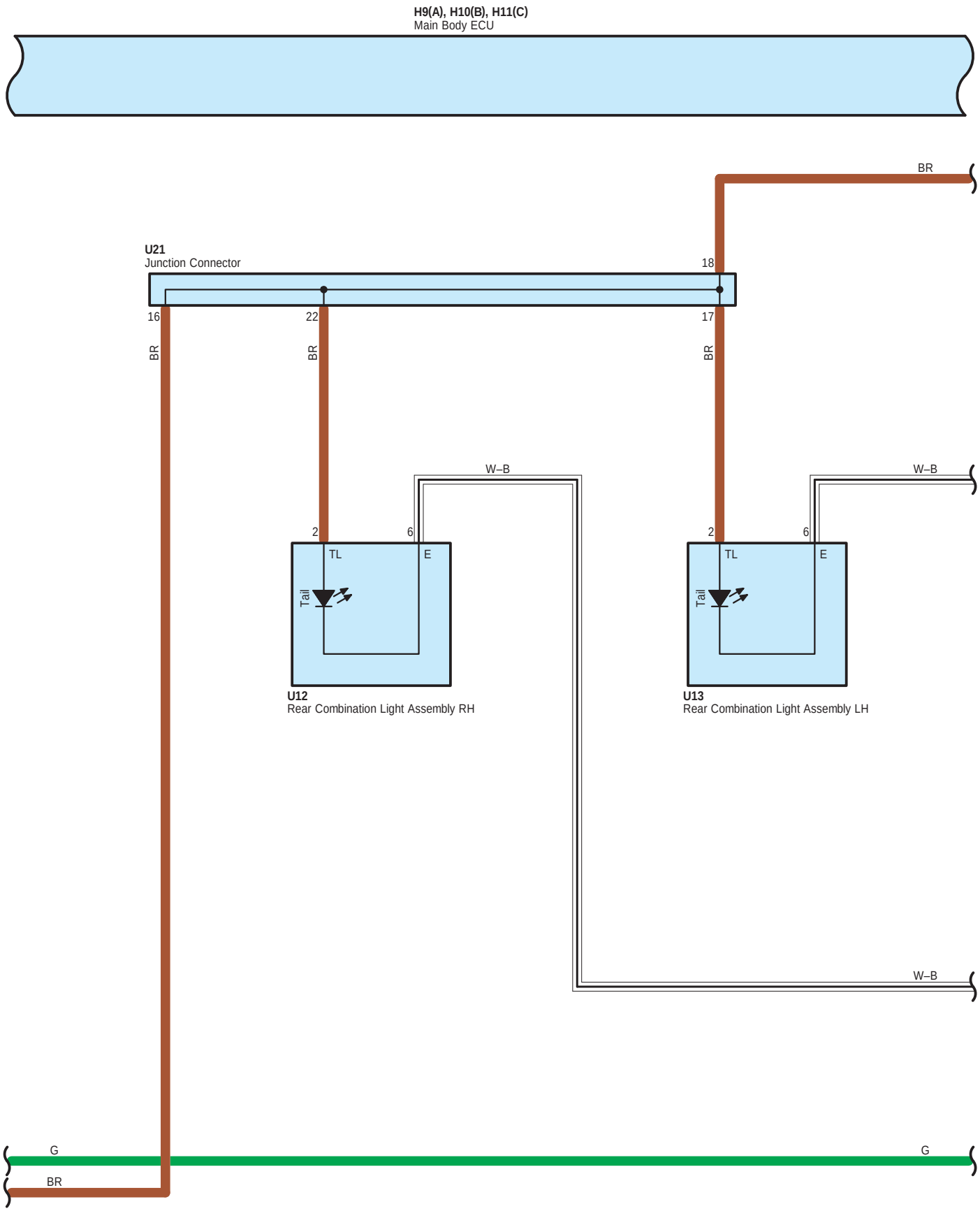
H9(A), H10(B), H11(C)
Main Body ECU
BR
U21
Junction Connector
18
16
22
17
BR
BR
BR
W–B
W–B
2
6
2
6
TL
E
TL
E
Tail
Tail
U12
Rear Combination Light Assembly RH
U13
Rear Combination Light Assembly LH
W–B
G
G
BR

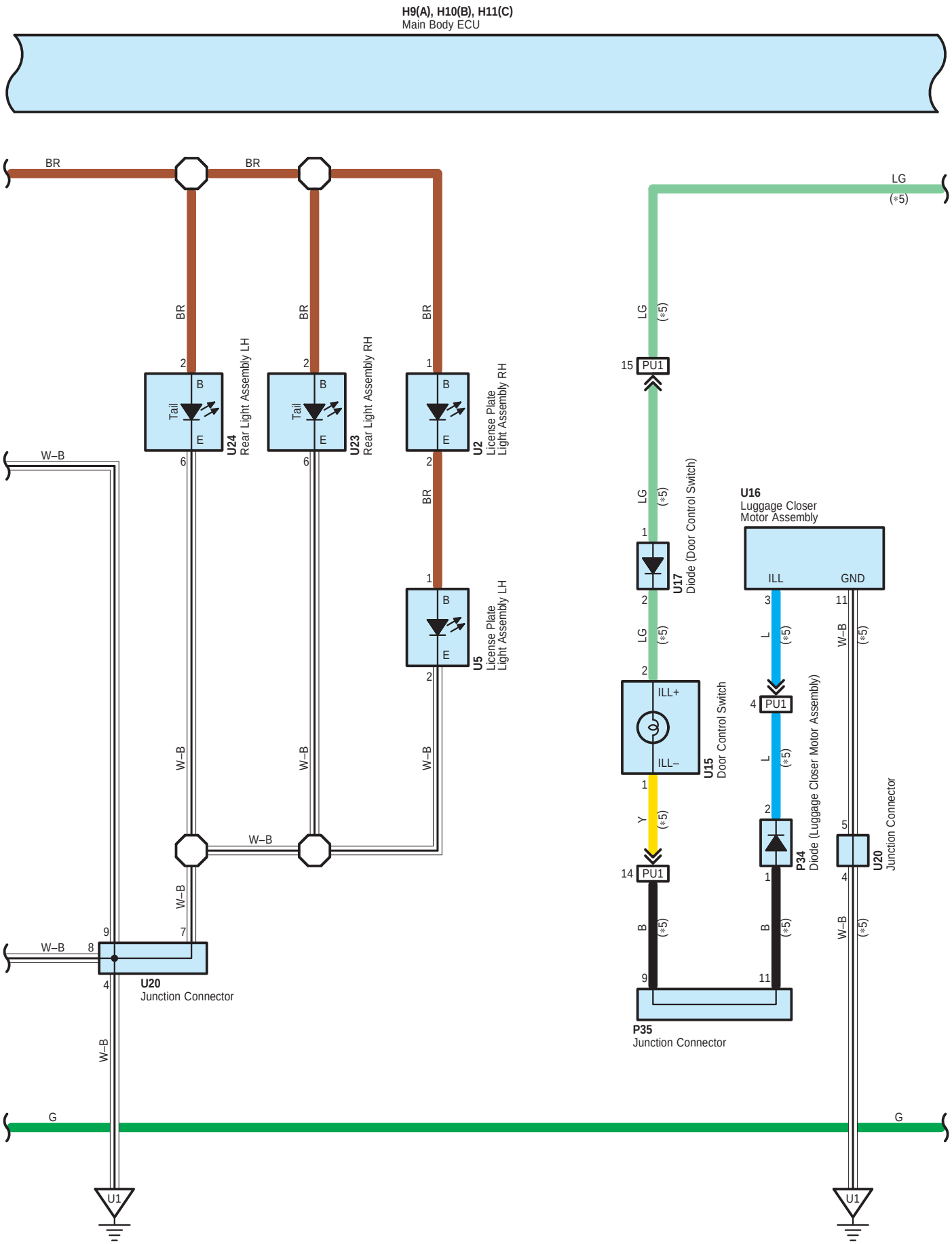
H9(A), H10(B), H11(C)
Main Body ECU
BR
LG
(*5)
W–B
G
U24
Rear Light Assembly LH
U23
Rear Light Assembly RH
U2
License Plate
Light Assembly RH
U5
License Plate
Light Assembly LH
Tail
B
E
U20
Junction Connector
U1
PU1
U17
Diode (Door Control Switch)
U16
Luggage Closer
Motor Assembly
ILL
GND
ILL+
ILL–
U15
Door Control Switch
Y
L
P34
Diode (Luggage Closer Motor Assembly)
P35
Junction Connector

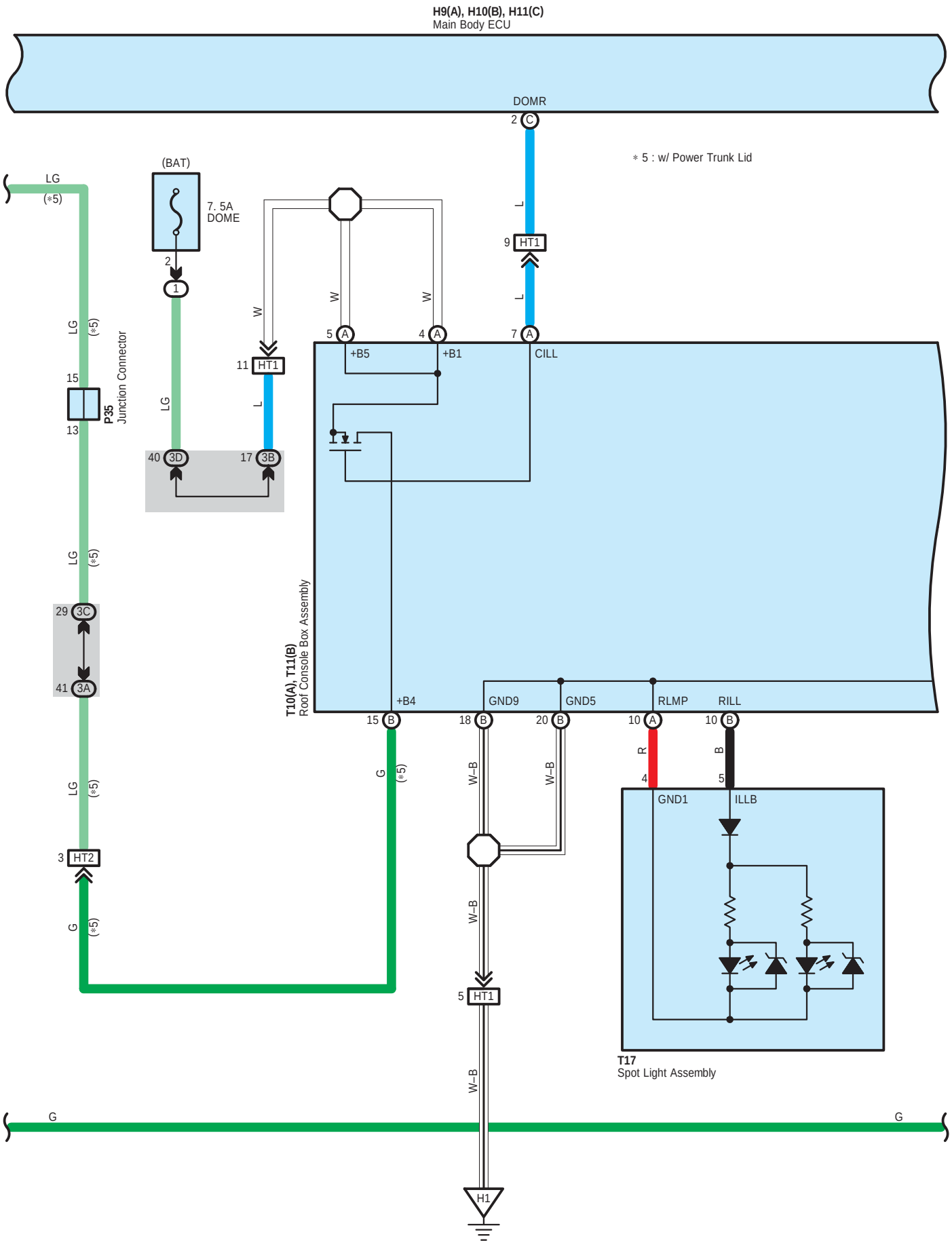
H9(A), H10(B), H11(C)
Main Body ECU
DOMR
2 C
∗5 : w/ Power Trunk Lid
(BAT)
7. 5A
DOME
LG
(∗5)
2
1
9 HT1
L
W
5 A
4 A
7 A
+B5
+B1
CILL
11 HT1
15
13
P35
Junction Connector
40 3D
17 3B
29 3C
41 3A
T10(A), T11(B)
Roof Console Box Assembly
+B4
GND9
GND5
RLMP
RILL
15 B
18 B
20 B
10 A
10 B
R
B
4
5
GND1
ILLB
G
W–B
3 HT2
5 HT1
T17
Spot Light Assembly
H1

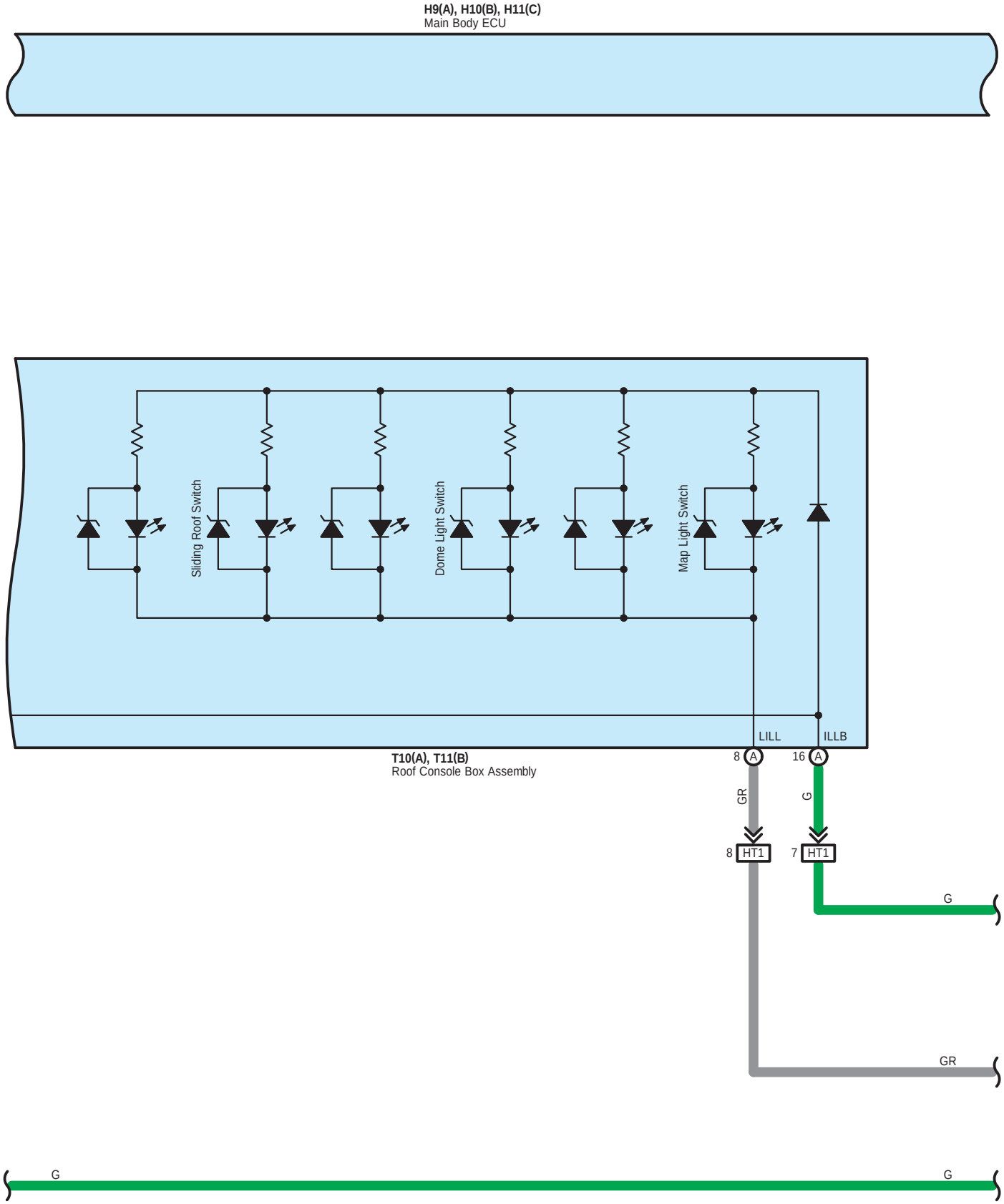
H9(A), H10(B), H11(C)
Main Body ECU
Sliding Roof Switch
Dome Light Switch
Map Light Switch
LILL
ILLB
T10(A), T11(B)
Roof Console Box Assembly
8
16
A
A
GR
G
8
HT1
7
HT1
G
GR
G
G

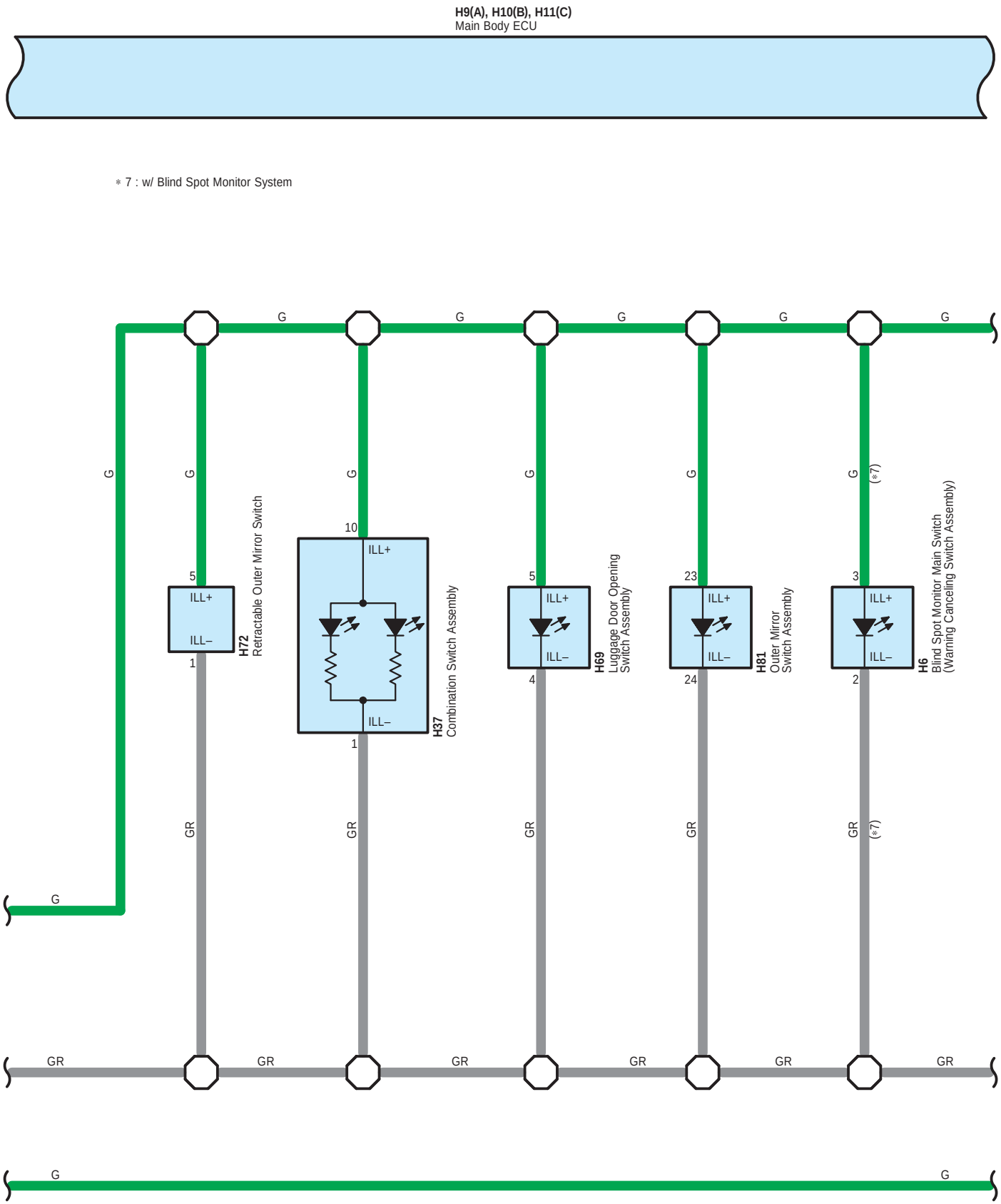
H9(A), H10(B), H11(C)
Main Body ECU
∗ 7 : w/ Blind Spot Monitor System
G
GR
ILL+
ILL–
H72
Retractable Outer Mirror Switch
H37
Combination Switch Assembly
H69
Luggage Door Opening Switch Assembly
H81
Outer Mirror Switch Assembly
H6
Blind Spot Monitor Main Switch (Warning Canceling Switch Assembly)
(∗7)
1
4
5
10
2
3
23
24

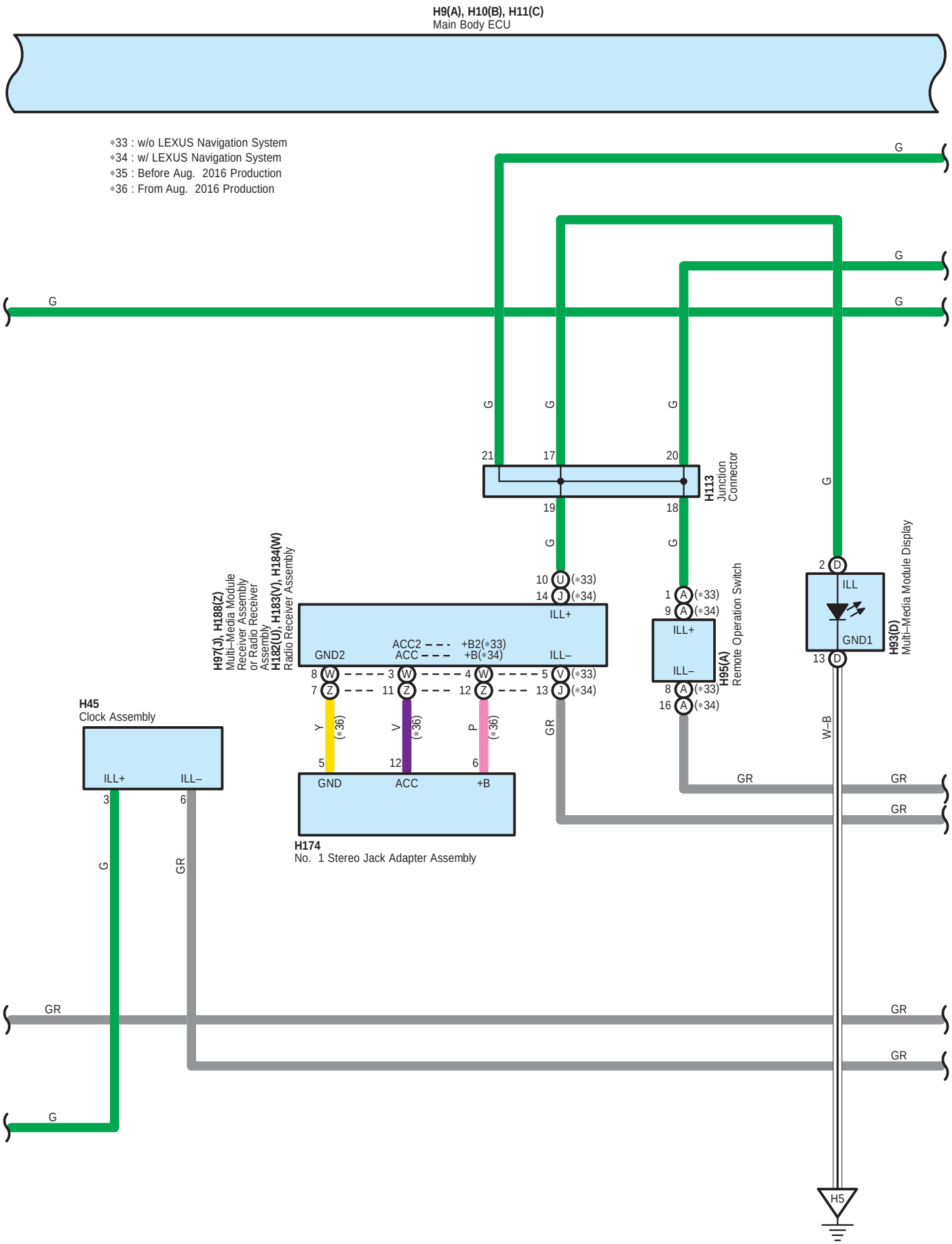
H9(A), H10(B), H11(C)
Main Body ECU
∗33 : w/o LEXUS Navigation System
∗34 : w/ LEXUS Navigation System
∗35 : Before Aug. 2016 Production
∗36 : From Aug. 2016 Production
H113
Junction Connector
H97(J), H188(Z)
Multi–Media Module Receiver Assembly or Radio Receiver Assembly
H182(U), H183(V), H184(W)
Radio Receiver Assembly
GND2
ACC2
ACC
+B2(∗33)
+B(∗34)
ILL+
ILL–
H95(A)
Remote Operation Switch
H93(D)
Multi–Media Module Display
ILL
GND1
H45
Clock Assembly
GND
ACC
+B
H174
No. 1 Stereo Jack Adapter Assembly
H5

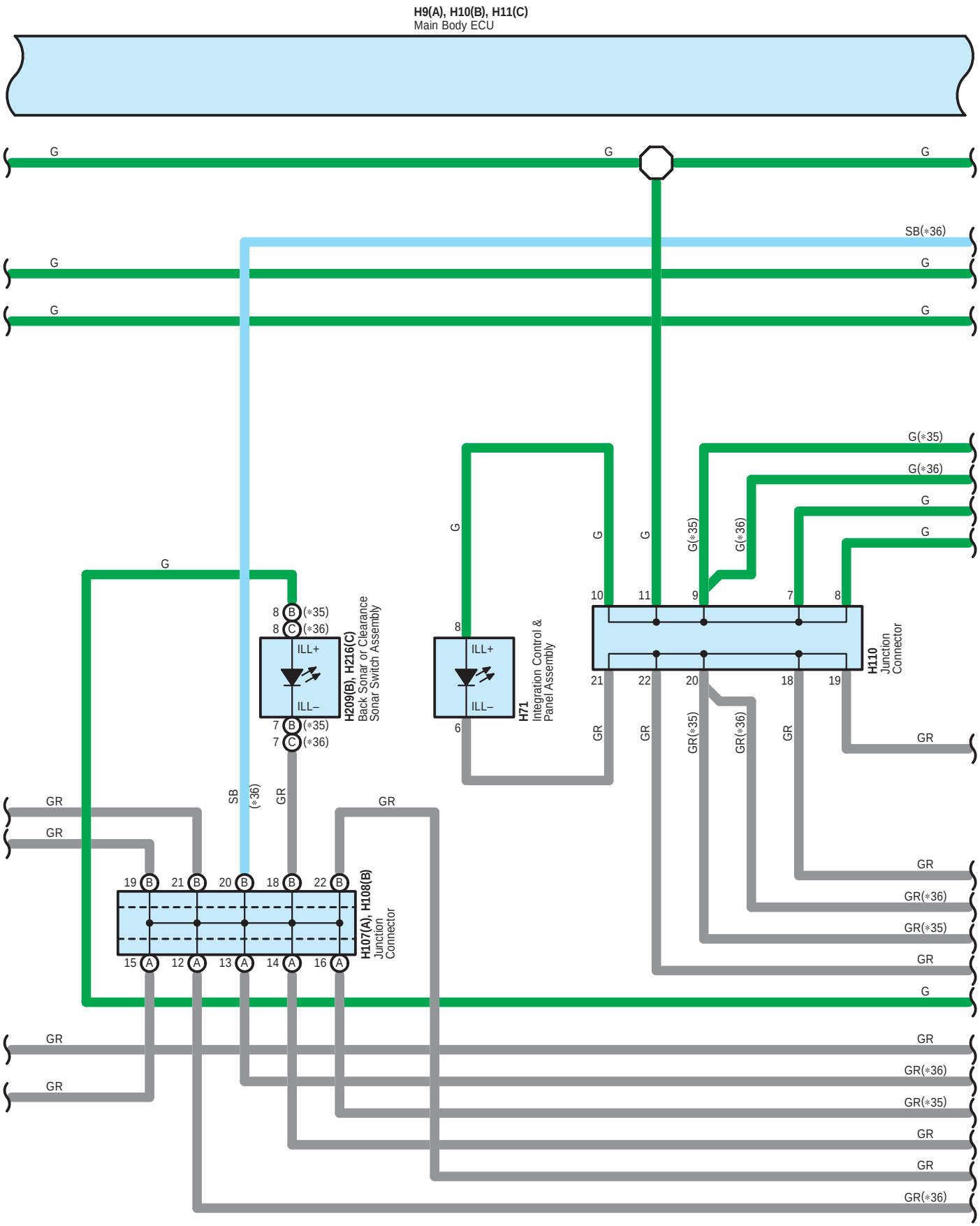
H9(A), H10(B), H11(C)
Main Body ECU
G
SB(∗36)
G(∗35)
G(∗36)
H209(B), H216(C)
Back Sonar or Clearance
Sonar Switch Assembly
ILL+
ILL–
H71
Integration Control &
Panel Assembly
H110
Junction
Connector
GR
GR(∗35)
GR(∗36)
SB
(∗36)
H107(A), H108(B)
Junction
Connector

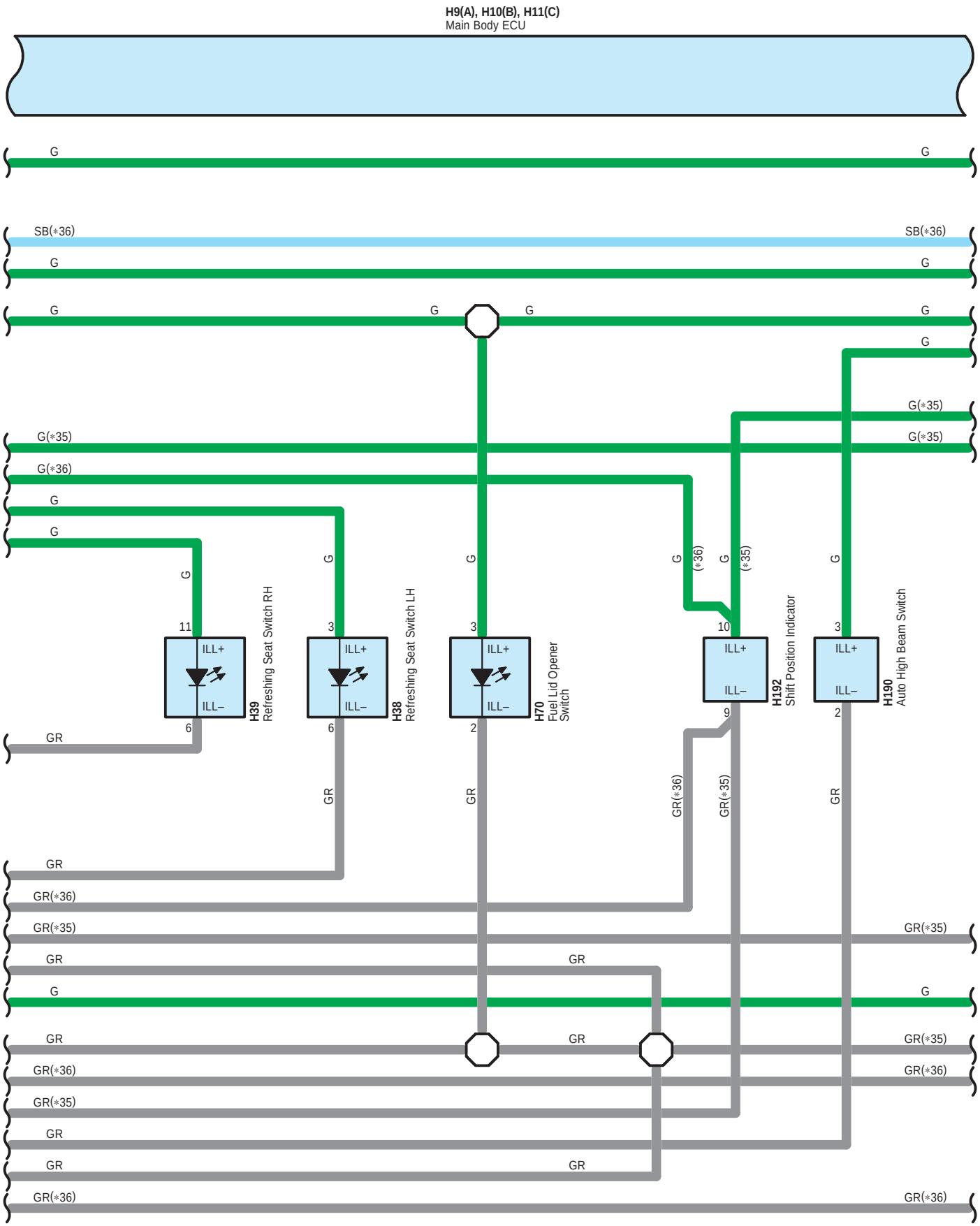
H9(A), H10(B), H11(C)
Main Body ECU
G
SB(*36)
G(*35)
G(*36)
GR
GR(*36)
GR(*35)
ILL+
ILL–
H39
Refreshing Seat Switch RH
H38
Refreshing Seat Switch LH
H70
Fuel Lid Opener Switch
H192
Shift Position Indicator
H190
Auto High Beam Switch

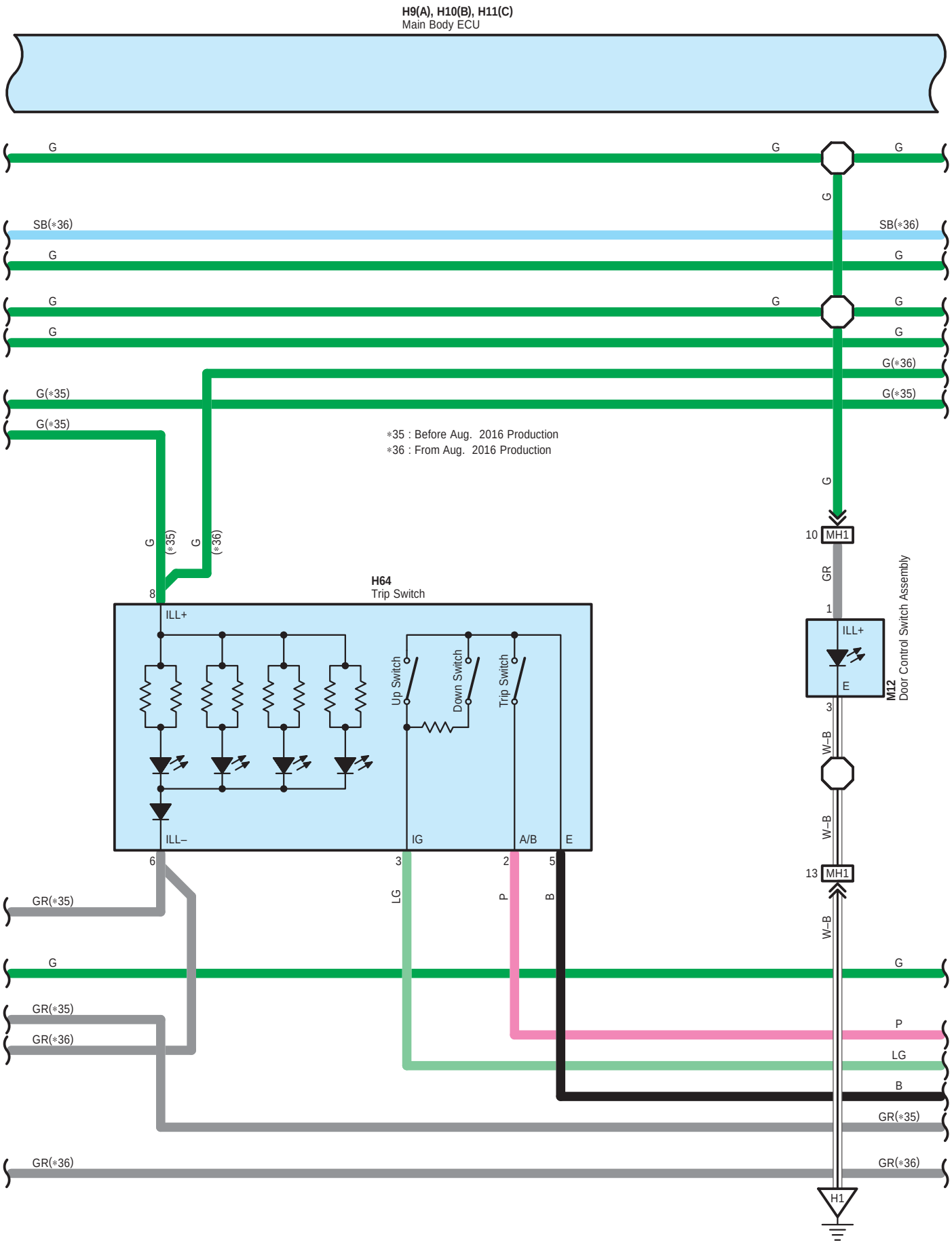
H9(A), H10(B), H11(C)
Main Body ECU
G
SB(*36)
G(*36)
G(*35)
*35 : Before Aug. 2016 Production
*36 : From Aug. 2016 Production
H64
Trip Switch
ILL+
ILL–
Up Switch
Down Switch
Trip Switch
IG
A/B
E
8
6
3
2
5
10 MH1
1
3
13 MH1
M12
Door Control Switch Assembly
GR
W–B
LG
P
B
GR(*35)
GR(*36)
H1

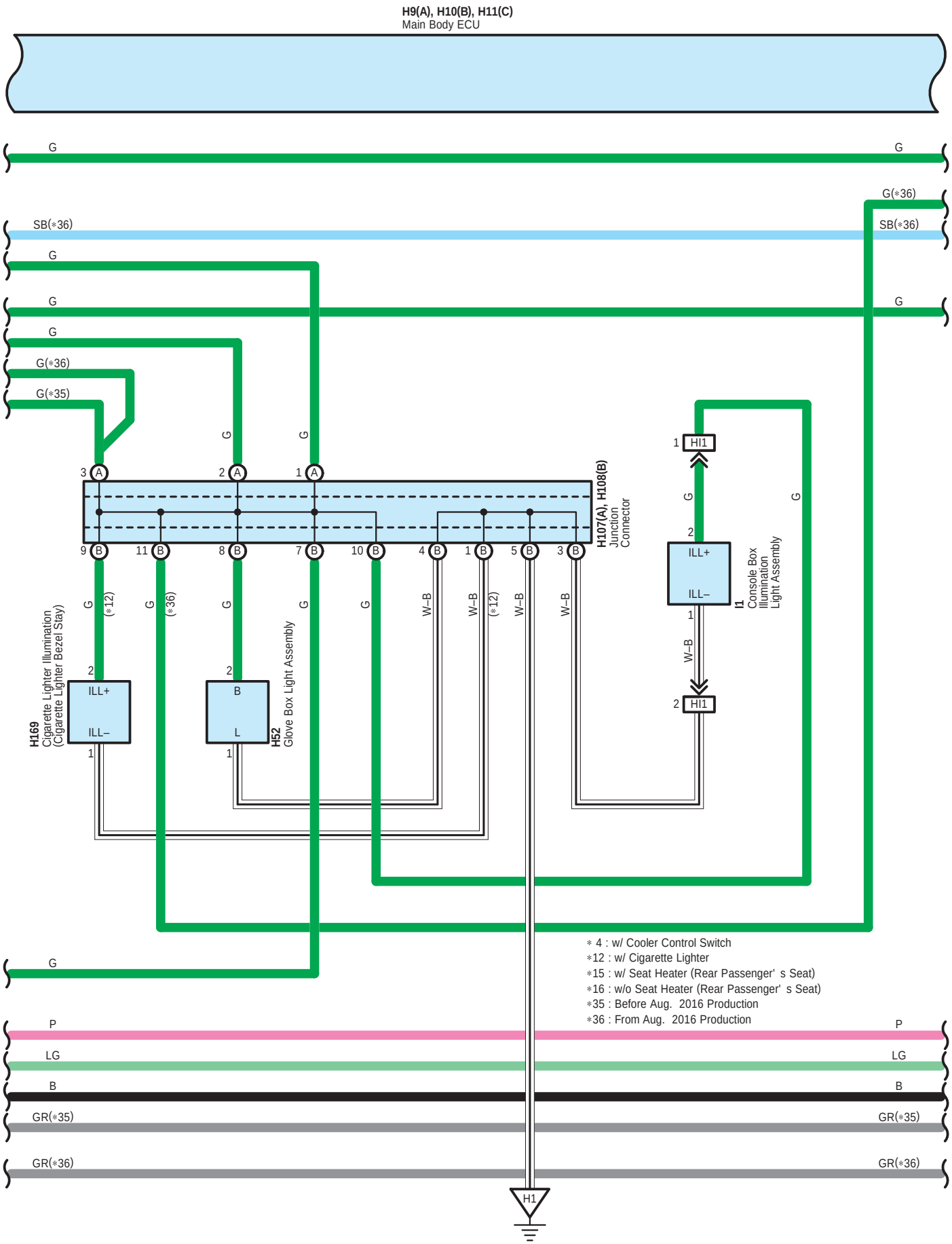
H9(A), H10(B), H11(C)
Main Body ECU
G
G(∗36)
SB(∗36)
G(∗35)
H107(A), H108(B)
Junction Connector
H169
Cigarette Lighter Illumination
(Cigarette Lighter Bezel Stay)
ILL+
ILL−
H52
Glove Box Light Assembly
B
L
HI1
I1
Console Box Illumination Light Assembly
W−B
(∗12)
(∗36)
∗ 4 : w/ Cooler Control Switch
∗12 : w/ Cigarette Lighter
∗15 : w/ Seat Heater (Rear Passenger' s Seat)
∗16 : w/o Seat Heater (Rear Passenger' s Seat)
∗35 : Before Aug. 2016 Production
∗36 : From Aug. 2016 Production
P
LG
B
GR(∗35)
GR(∗36)
H1

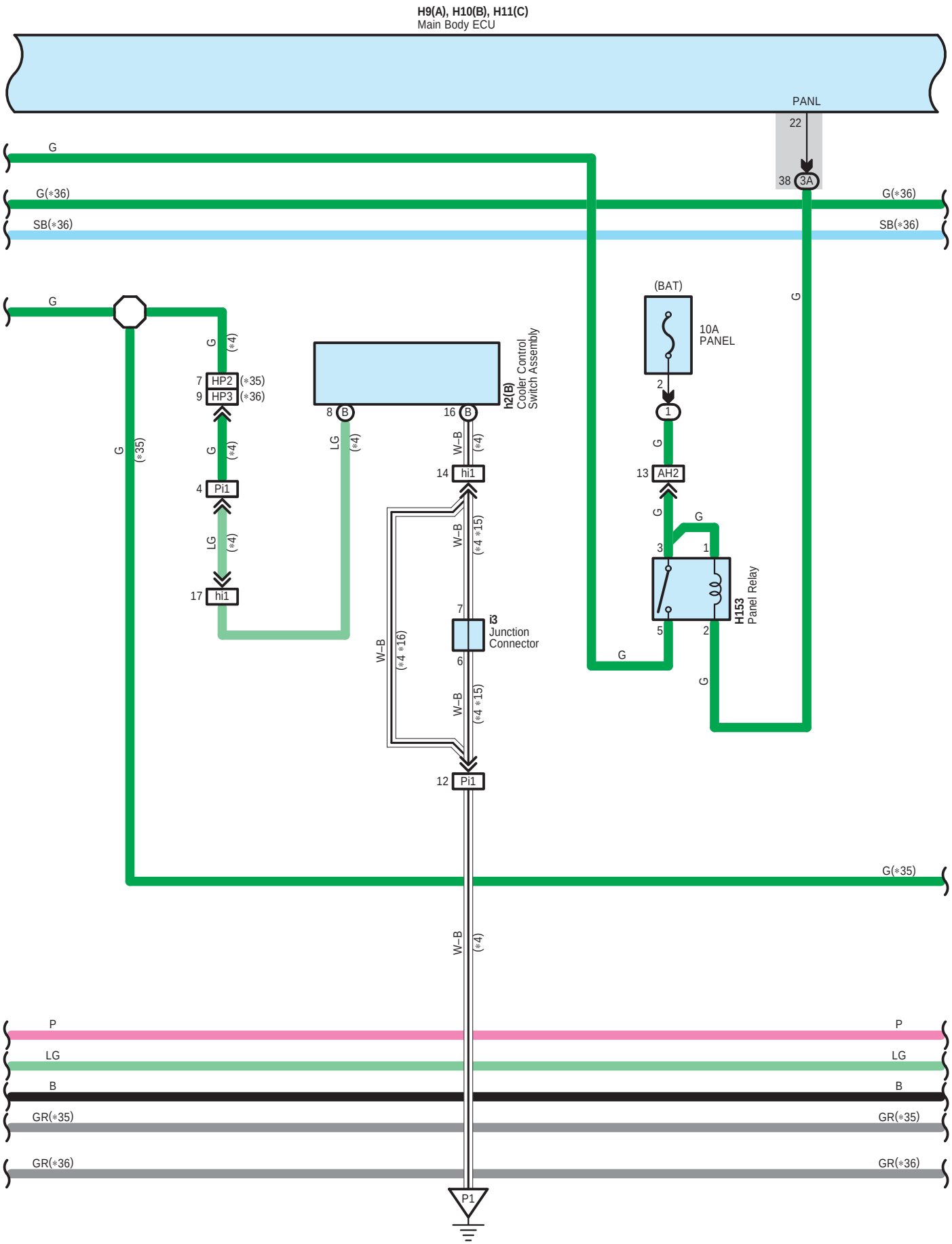
H9(A), H10(B), H11(C)
Main Body ECU
PANL
22
38
3A
G
G(*36)
SB(*36)
(BAT)
10A
PANEL
2
1
13
AH2
3
1
5
2
H153
Panel Relay
G
G(*35)
7
HP2
(*35)
9
HP3
(*36)
4
Pi1
17
hi1
8
B
16
B
h2(B)
Cooler Control
Switch Assembly
14
hi1
7
i3
Junction
Connector
6
12
Pi1
LG
W–B
(*4)
(*4 *15)
(*4 *16)
P
B
GR(*35)
GR(*36)
P1

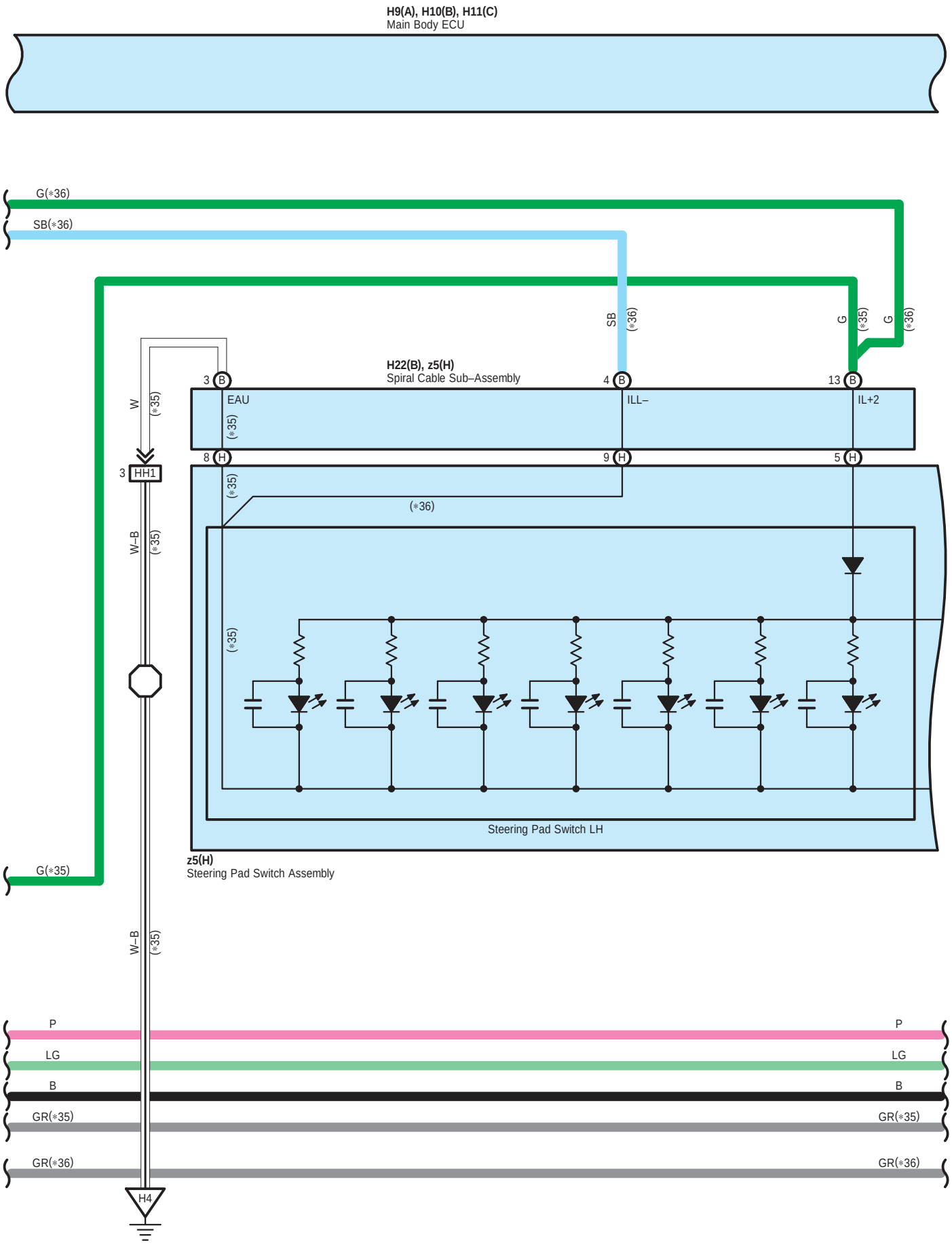
H9(A), H10(B), H11(C)
Main Body ECU
G(*36)
SB(*36)
SB
(*36)
G
(*35)
G
(*36)
H22(B), z5(H)
Spiral Cable Sub–Assembly
3 B
4 B
13 B
EAU
ILL–
IL+2
W
(*35)
(*35)
8 H
9 H
5 H
3 HH1
(*35)
(*36)
W–B
(*35)
(*35)
Steering Pad Switch LH
z5(H)
Steering Pad Switch Assembly
G(*35)
W–B
(*35)
P
P
LG
LG
B
B
GR(*35)
GR(*35)
GR(*36)
GR(*36)
H4

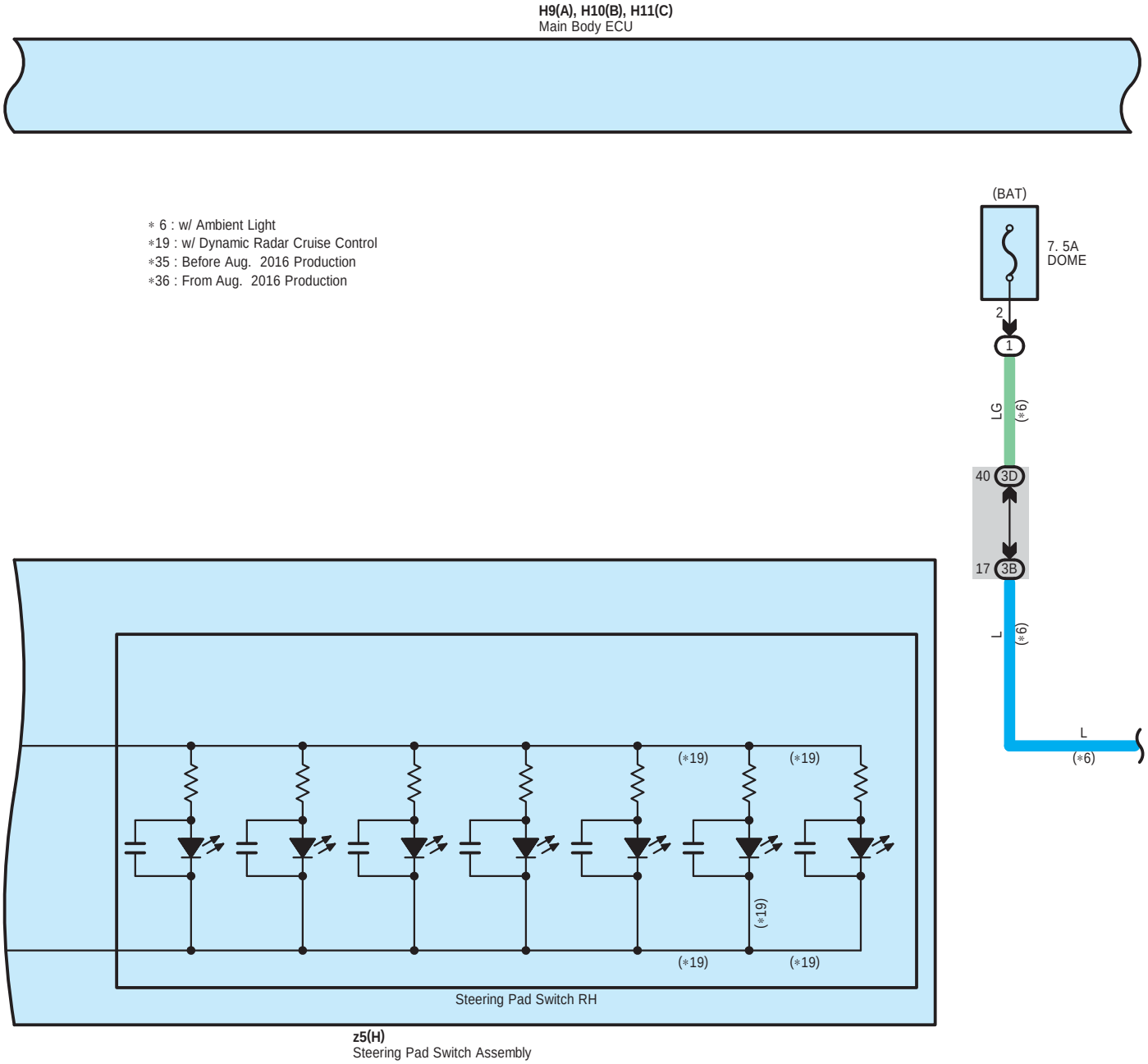
H9(A), H10(B), H11(C)
Main Body ECU
∗ 6 : w/ Ambient Light
∗19 : w/ Dynamic Radar Cruise Control
∗35 : Before Aug. 2016 Production
∗36 : From Aug. 2016 Production
(BAT)
7. 5A
DOME
2
1
LG
(∗6)
40
3D
17
3B
L
(∗6)
L
(∗6)
(∗19)
(∗19)
(∗19)
(∗19)
(∗19)
Steering Pad Switch RH
z5(H)
Steering Pad Switch Assembly

P
P
LG
LG
B
B
GR(∗35)
GR(∗35)
GR(∗36)
GR(∗36)

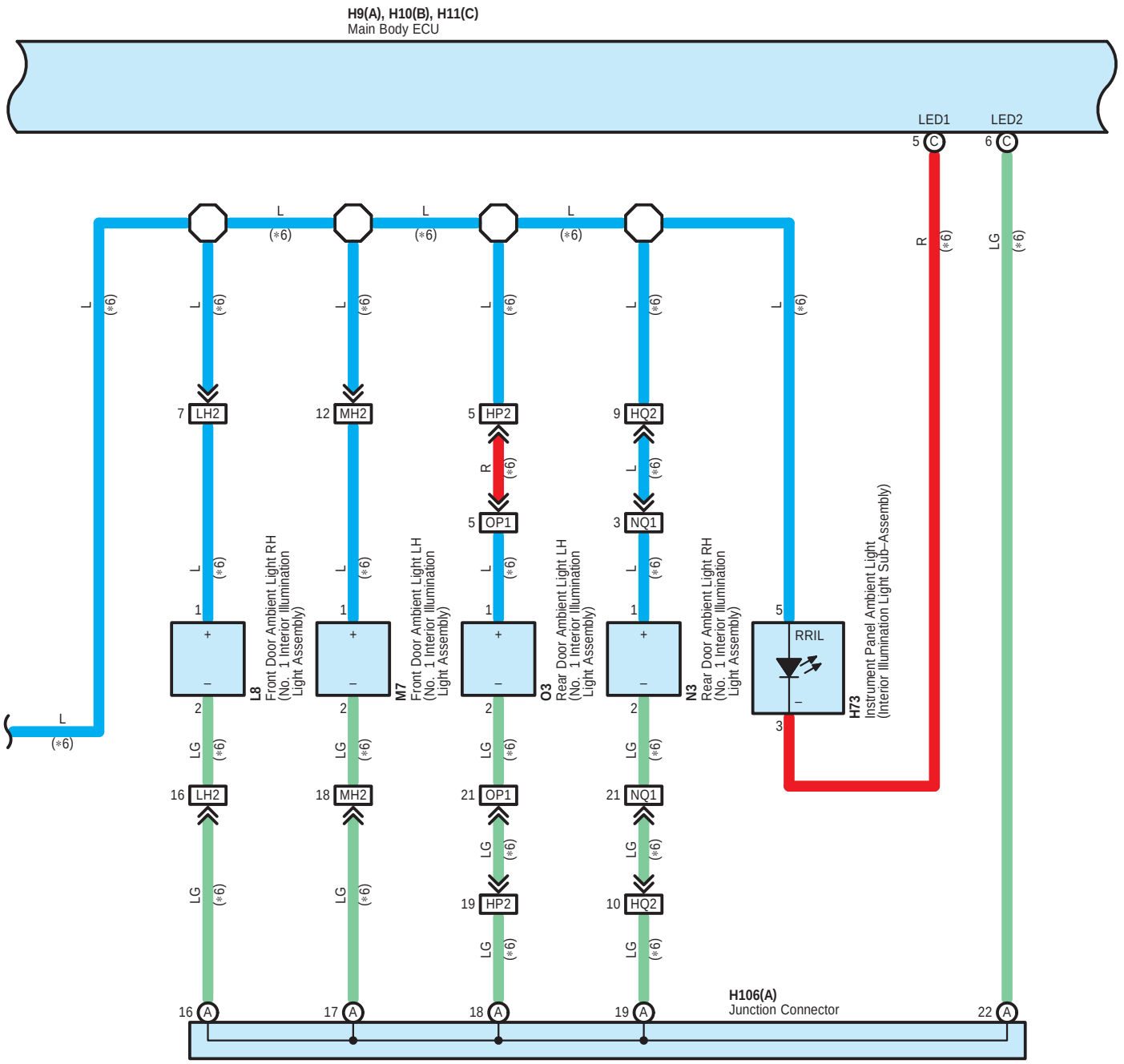
H9(A), H10(B), H11(C)
Main Body ECU
LED1
LED2
5 C
6 C
L
(*6)
R
LG
7 LH2
12 MH2
5 HP2
9 HQ2
5 OP1
3 NQ1
1
2
L8
Front Door Ambient Light RH
(No. 1 Interior Illumination
Light Assembly)
M7
Front Door Ambient Light LH
(No. 1 Interior Illumination
Light Assembly)
O3
Rear Door Ambient Light LH
(No. 1 Interior Illumination
Light Assembly)
N3
Rear Door Ambient Light RH
(No. 1 Interior Illumination
Light Assembly)
5
RRIL
3
H73
Instrument Panel Ambient Light
(Interior Illumination Light Sub-Assembly)
16 LH2
18 MH2
21 OP1
21 NQ1
19 HP2
10 HQ2
16 A
17 A
18 A
19 A
22 A
H106(A)
Junction Connector

P
P
LG
LG
B
B
GR(*35)
GR(*35)
GR(*36)
GR(*36)

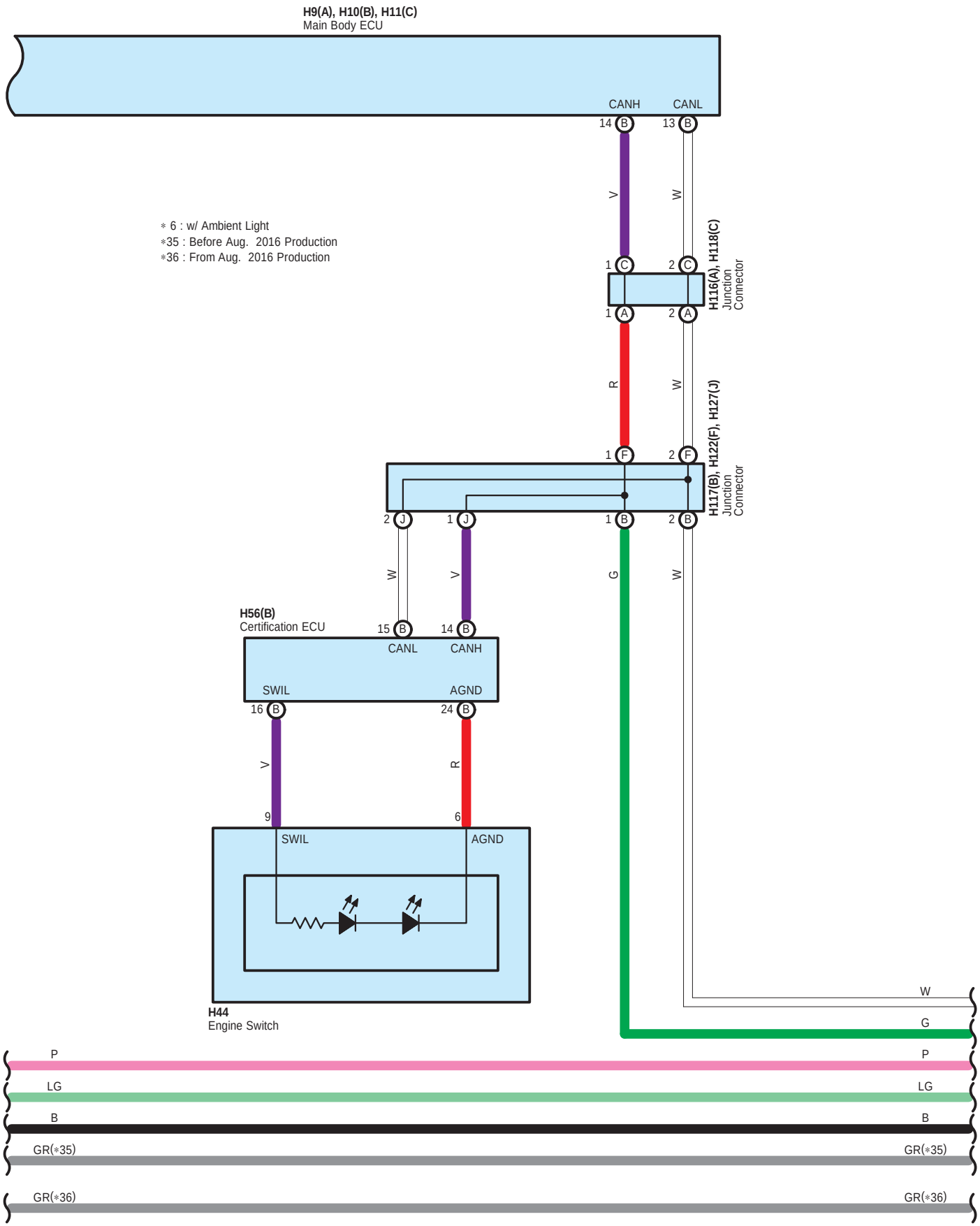
H9(A), H10(B), H11(C)
Main Body ECU
CANH
CANL
14 B
13 B
V
W
∗ 6 : w/ Ambient Light
∗35 : Before Aug. 2016 Production
∗36 : From Aug. 2016 Production
1 C
2 C
1 A
2 A
H116(A), H118(C)
Junction
Connector
R
W
1 F
2 F
H117(B), H122(F), H127(J)
Junction
Connector
2 J
1 J
1 B
2 B
W
V
G
W
H56(B)
Certification ECU
15 B
14 B
CANL
CANH
SWIL
AGND
16 B
24 B
V
R
9
6
SWIL
AGND
H44
Engine Switch
W
G
P
P
LG
LG
B
B
GR(∗35)
GR(∗35)
GR(∗36)
GR(∗36)

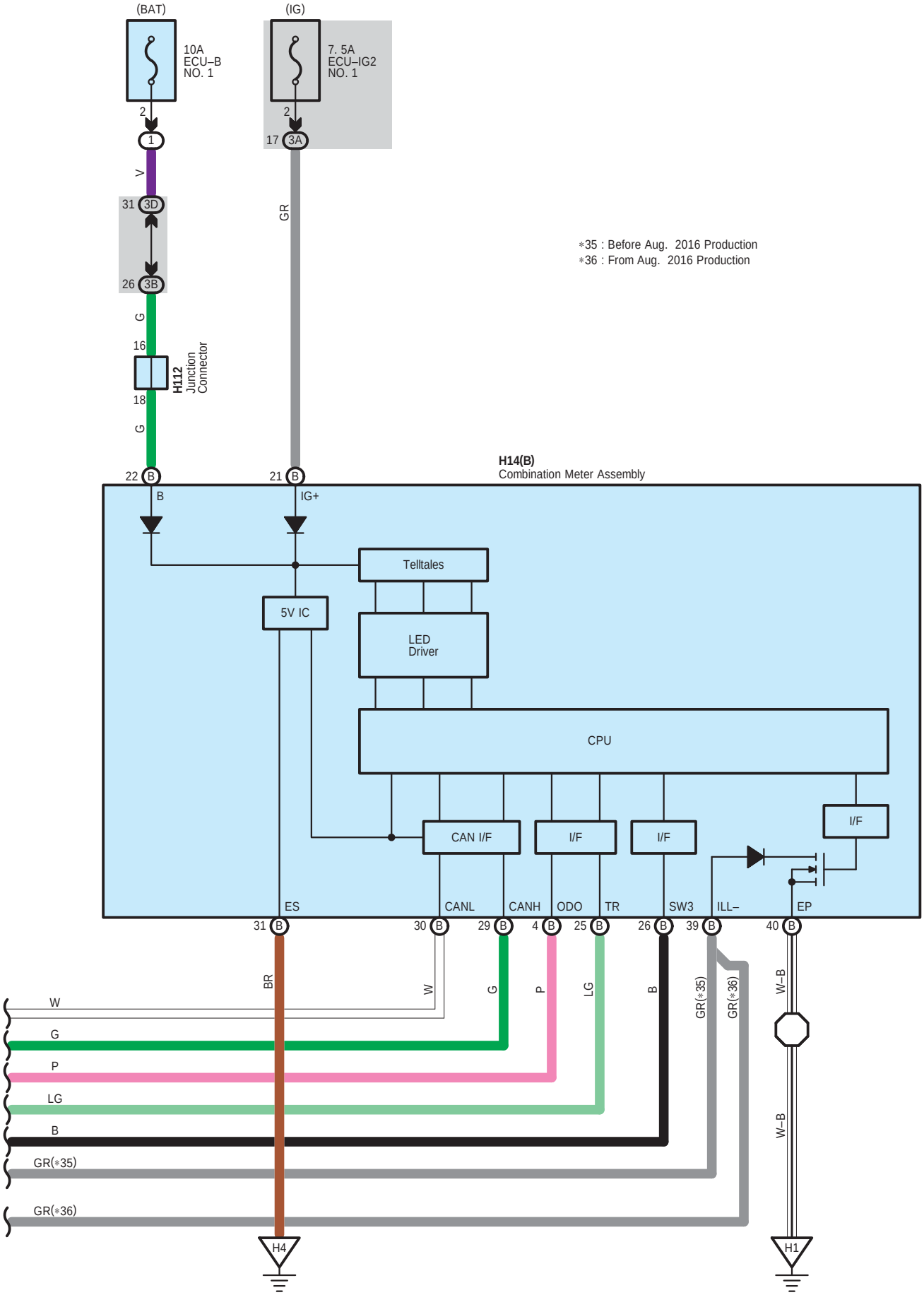
(BAT)
10A
ECU–B
NO. 1
(IG)
7. 5A
ECU–IG2
NO. 1
2
1
V
31 3D
26 3B
G
16
H112
Junction
Connector
18
G
17 3A
GR
∗35 : Before Aug. 2016 Production
∗36 : From Aug. 2016 Production
H14(B)
Combination Meter Assembly
22 B
21 B
B
IG+
Telltales
5V IC
LED
Driver
CPU
CAN I/F
I/F
I/F
I/F
ES
CANL
CANH
ODO
TR
SW3
ILL–
EP
31 B
30 B
29 B
4 B
25 B
26 B
39 B
40 B
BR
W
G
P
LG
B
GR(∗35)
GR(∗36)
W–B
W–B
W
G
P
LG
B
GR(∗35)
GR(∗36)
H4
H1

A 63
Gray

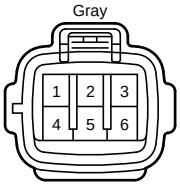

A 67
Black



(Clearance Light, DRL and Low LED Type)

A 71
Black



(Clearance Light, DRL and Low LED Type)

H 6
Black

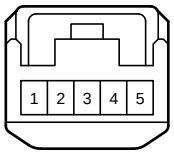

H 9
White

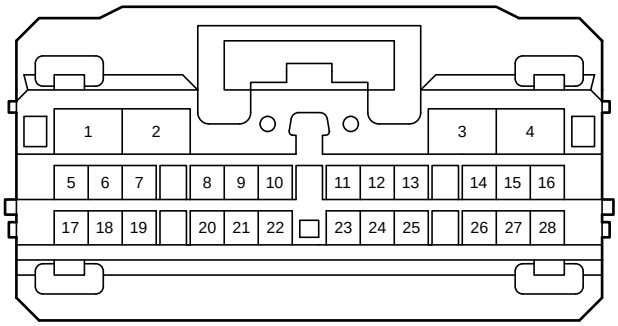

H 10
White

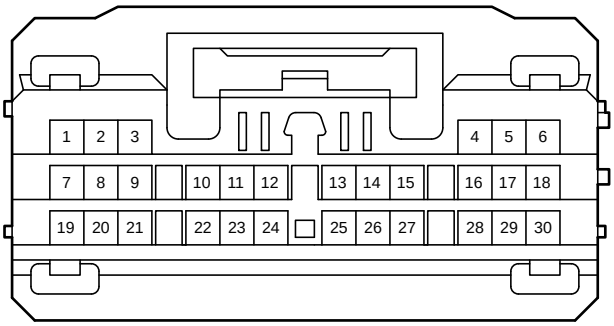

H 11
White

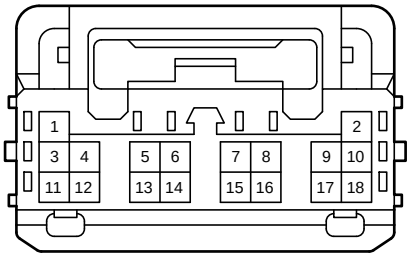

H 14
Black

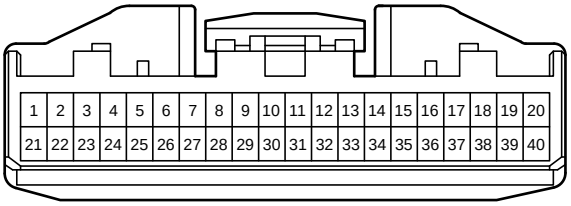

H 19
Black

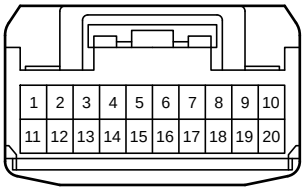

H 22
Black

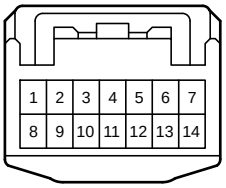

H 37
Black

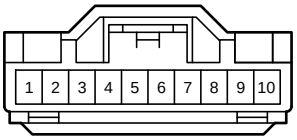

H 38
White



H 39
Black



H 44
Black

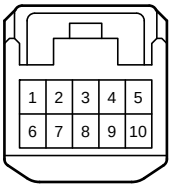

H 45
Black

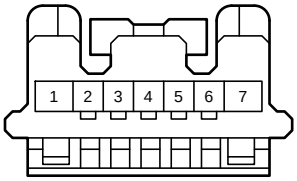

H 52
White

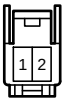

H 56
White

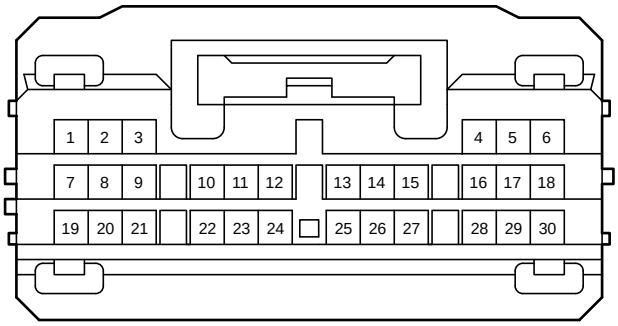

H 64
Black

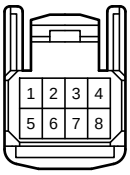

H 69
Black

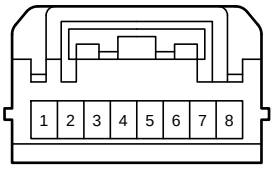

H 70
Black

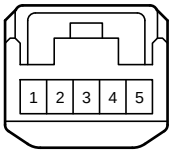

H 71
Black

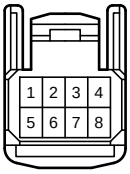

H 72
White

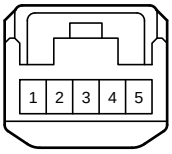

H 73
White

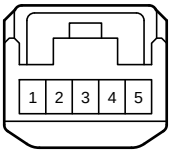

H 81
White

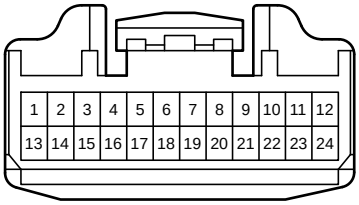

H 93
Black

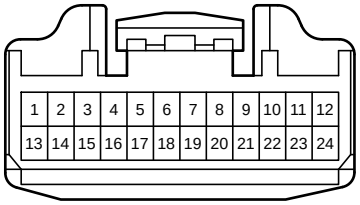

H 95
White



H 97
White

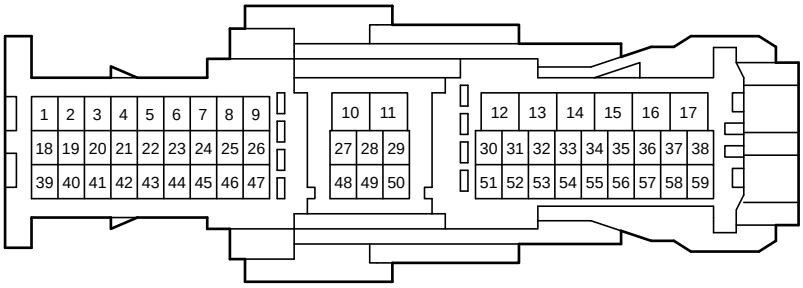

H106
Blue

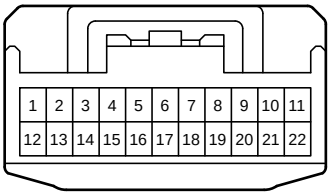

H107
Gray

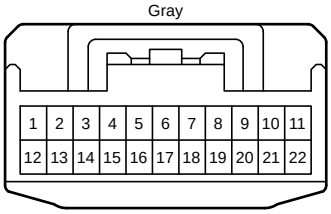

H108
Gray

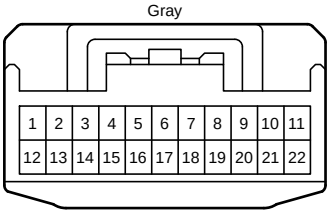

H110
Black

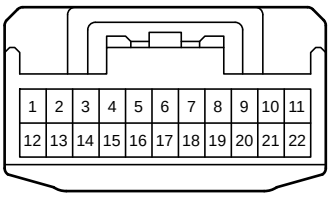

H112
White

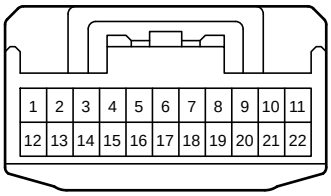

H113
White

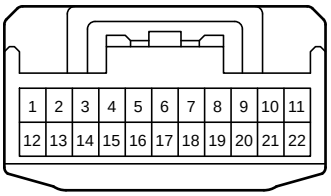

H116
White

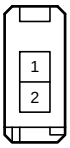

H117
White

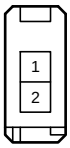

H118
White

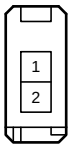

H122
White

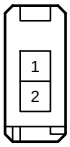

H127
White

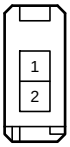

H153
White

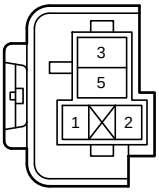

H169
Black

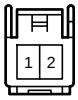

H174
White

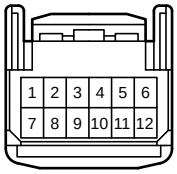

H182
White

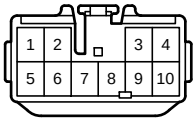

H183
White

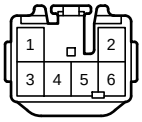

H184
White



H188
White



H190
Gray

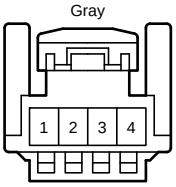

H192
White

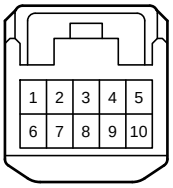

H198
White

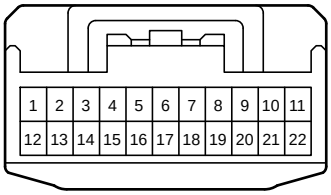

H209
Black

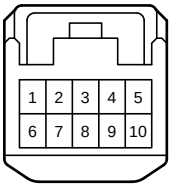

H216
White

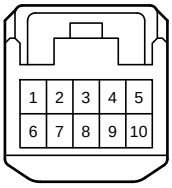

I 1
White

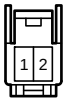

L 8
White

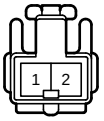

M 7
White

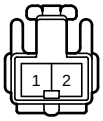

M 12
Blue

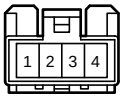

N 3
White



O 3
White

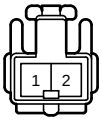

P 34
Black

P 35
White

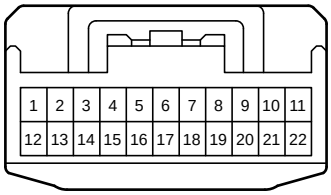

T 10
White

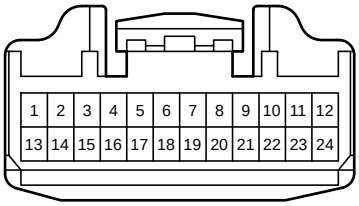

T 11
White

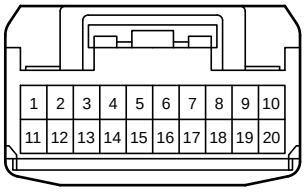

T 17
White

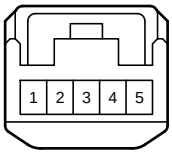

U 2
White

U 5
White

U 12
White

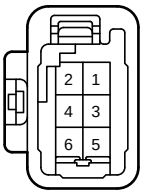

U 13
White

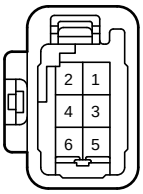

U 15
Black

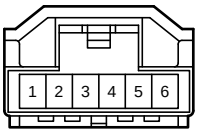

U 16
White

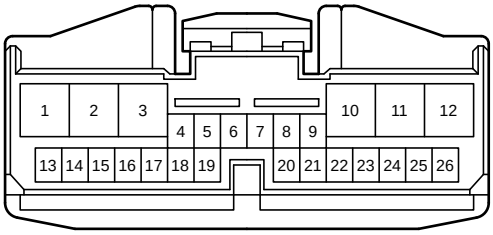

U 17
Black

U 20
White

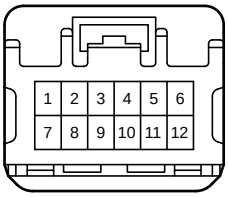

U 21
White

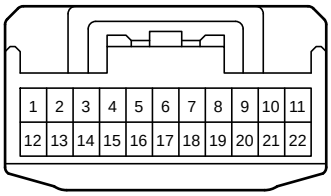

U 23
White

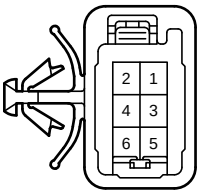

U 24
White

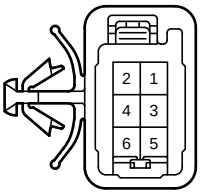

h 2
White

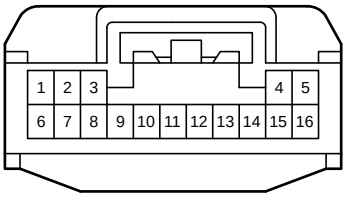

i 3
White

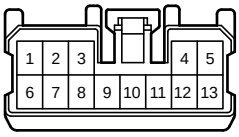

z 5
White

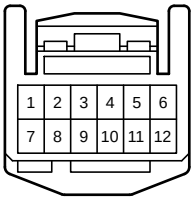

1H

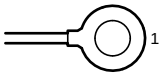

3A
White

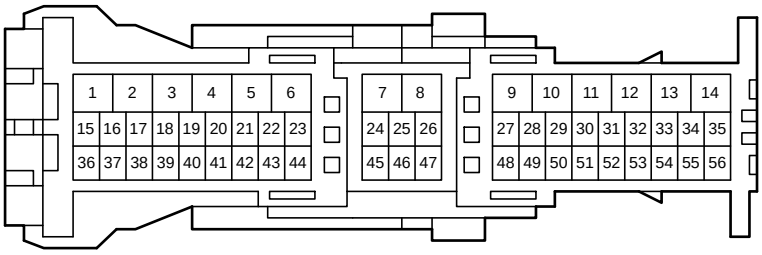

3B
White

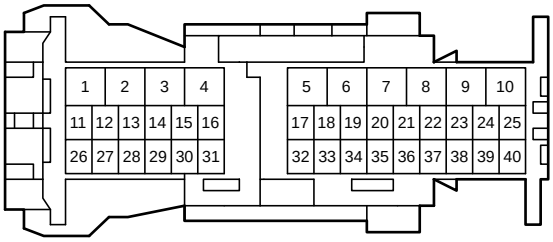

3C
White

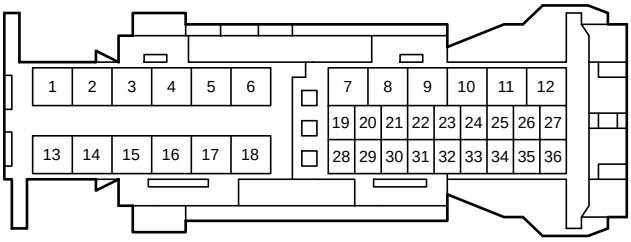

3D
White

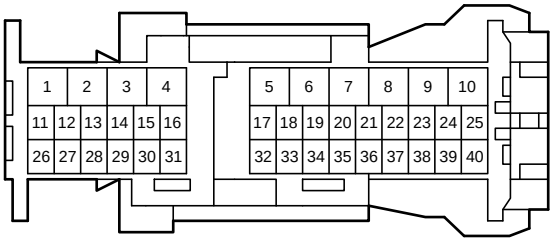

3F
White

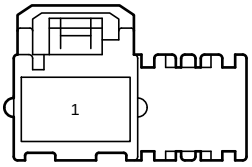

AH2
White

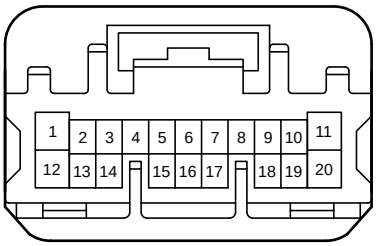

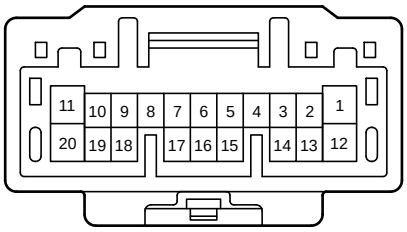

HH1
White

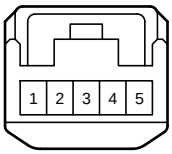

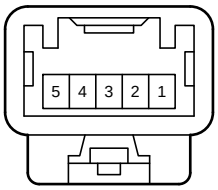

HI1
White

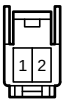

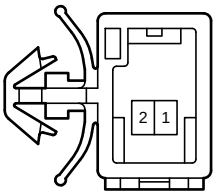

HP2
White

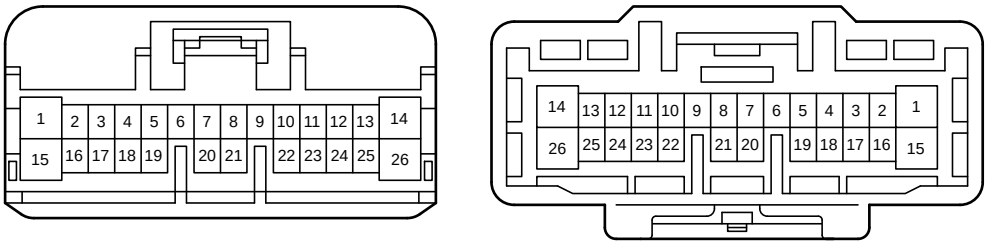

HP3
White

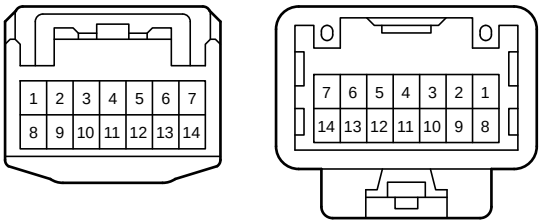

HQ2
White

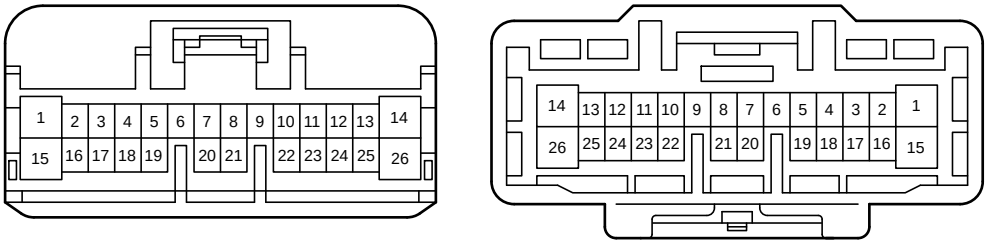

HT1
White

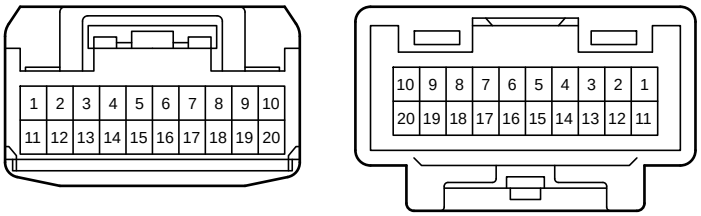

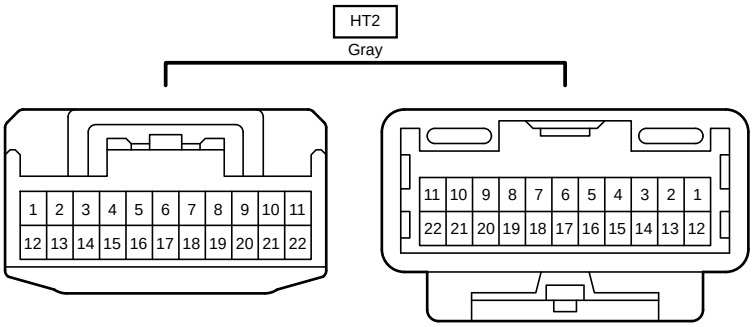
HT2
Gray
1 2 3 4 5 6 7 8 9 10 11
12 13 14 15 16 17 18 19 20 21 22
11 10 9 8 7 6 5 4 3 2 1
22 21 20 19 18 17 16 15 14 13 12

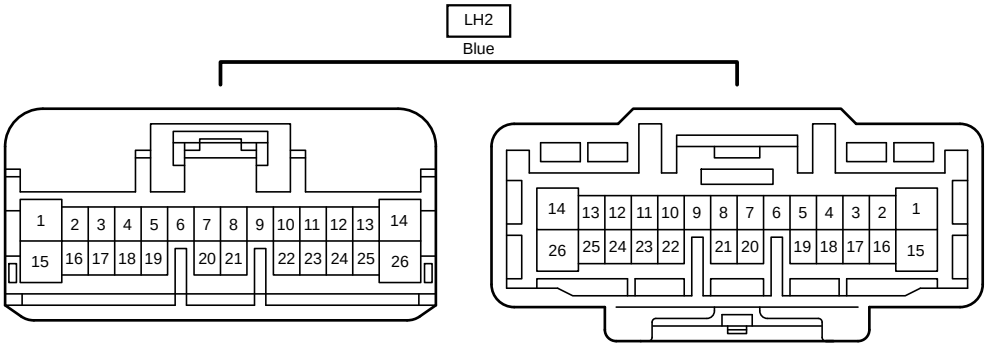
LH2
Blue
1 2 3 4 5 6 7 8 9 10 11 12 13 14
15 16 17 18 19 20 21 22 23 24 25 26
14 13 12 11 10 9 8 7 6 5 4 3 2 1
26 25 24 23 22 21 20 19 18 17 16 15

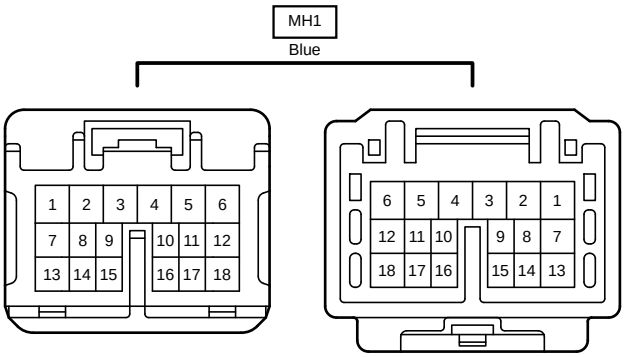
MH1
Blue
1 2 3 4 5 6
7 8 9 10 11 12
13 14 15 16 17 18
6 5 4 3 2 1
12 11 10 9 8 7
18 17 16 15 14 13

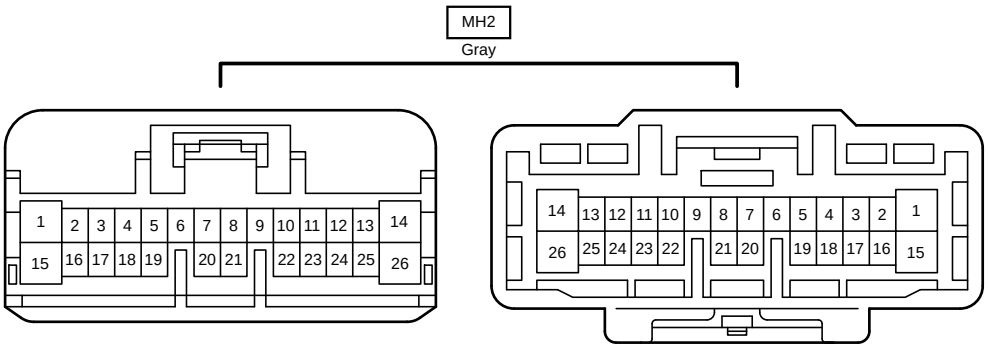
MH2
Gray
1 2 3 4 5 6 7 8 9 10 11 12 13 14
15 16 17 18 19 20 21 22 23 24 25 26
14 13 12 11 10 9 8 7 6 5 4 3 2 1
26 25 24 23 22 21 20 19 18 17 16 15

NQ1
White

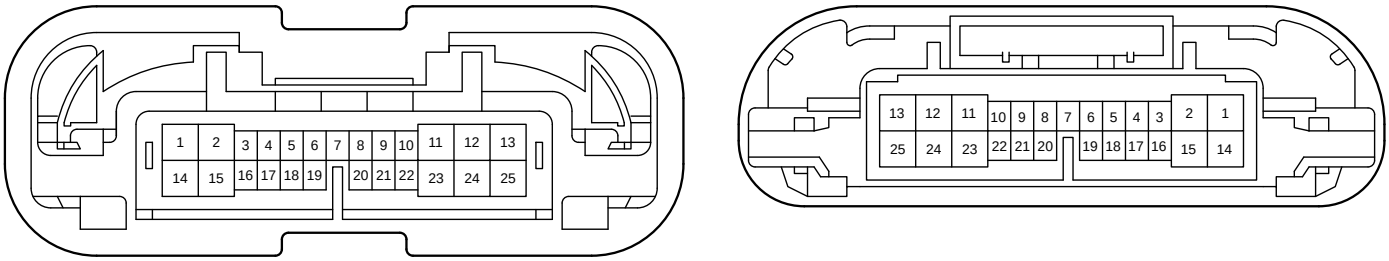

OP1
White

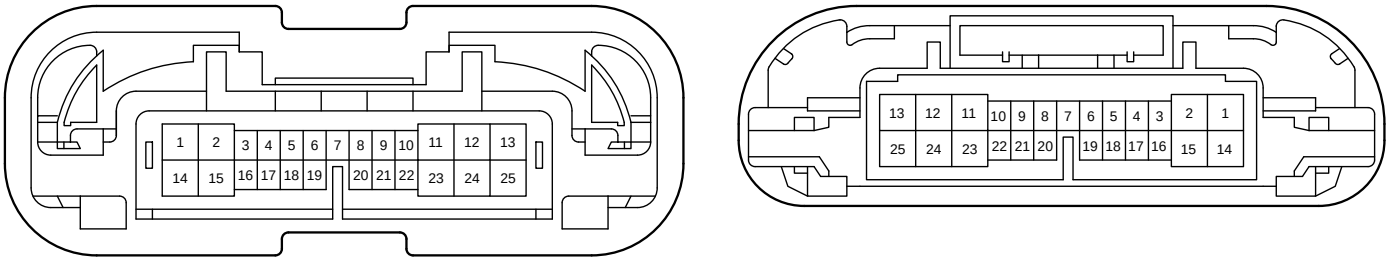

PU1
White

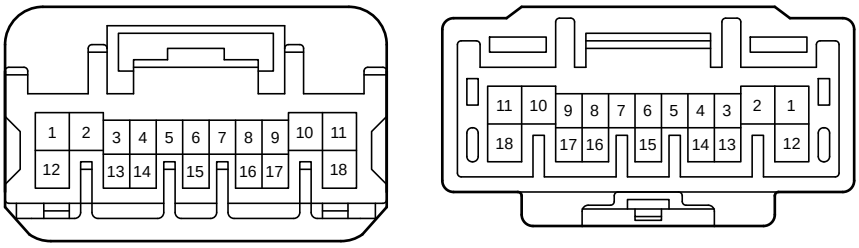

Pi1
White

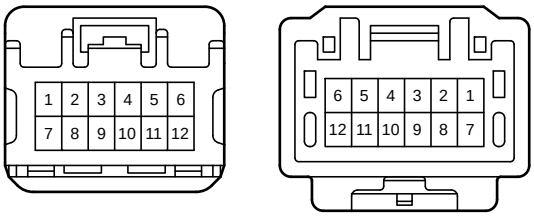
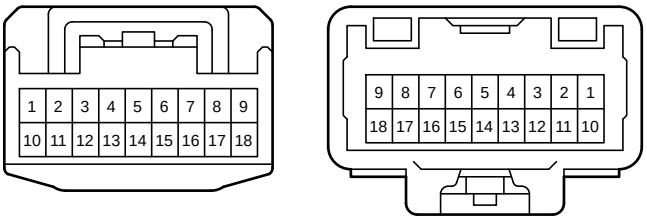
hi1
White