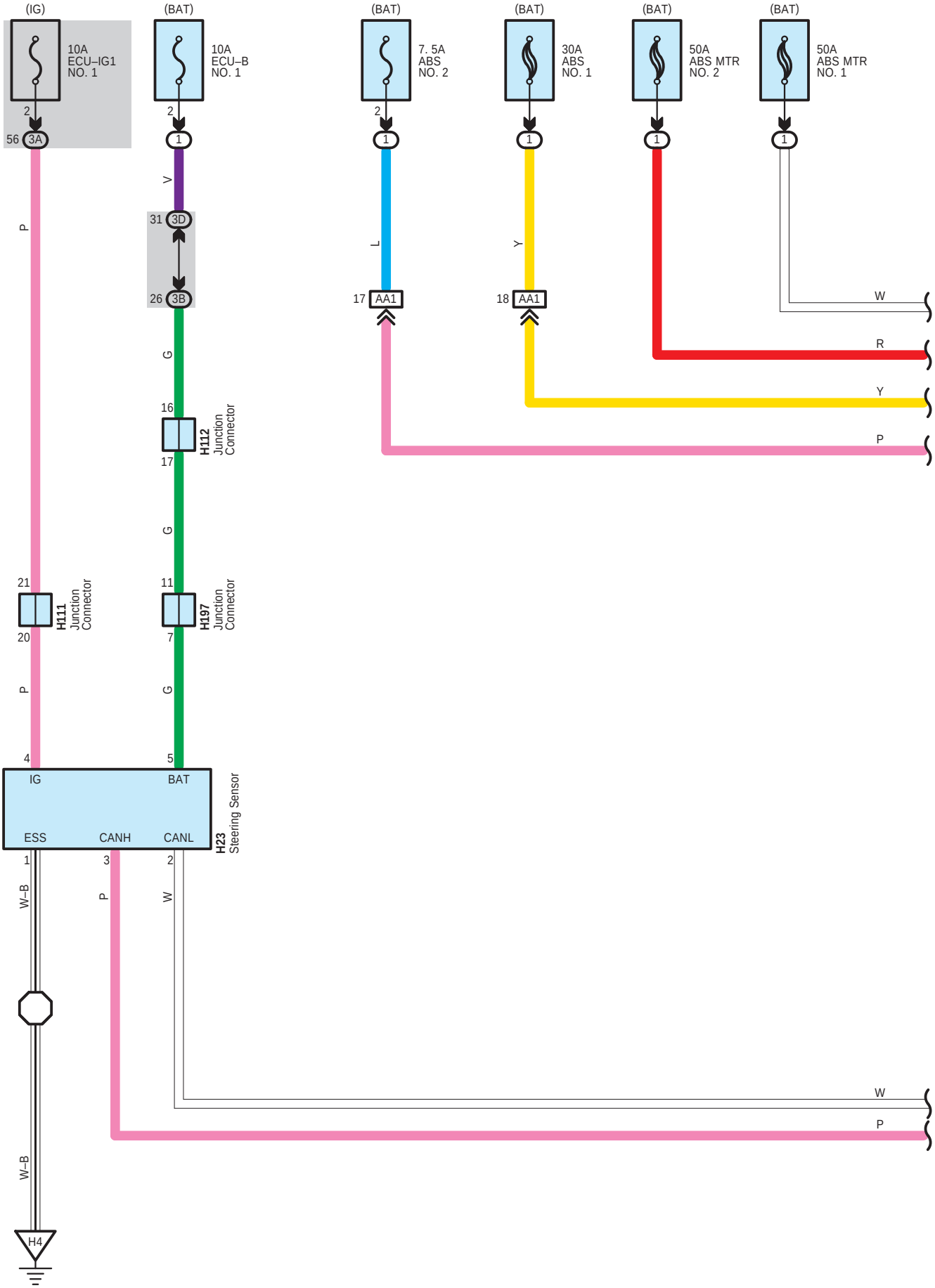
(IG)
10A
ECU–IG1
NO. 1
(BAT)
10A
ECU–B
NO. 1
(BAT)
7. 5A
ABS
NO. 2
(BAT)
30A
ABS
NO. 1
(BAT)
50A
ABS MTR
NO. 2
(BAT)
50A
ABS MTR
NO. 1
56 3A
31 3D
26 3B
17 AA1
18 AA1
H112 Junction Connector
H111 Junction Connector
H197 Junction Connector
IG
BAT
ESS
CANH
CANL
H23 Steering Sensor
W–B
P
W
R
Y
L
G
H4

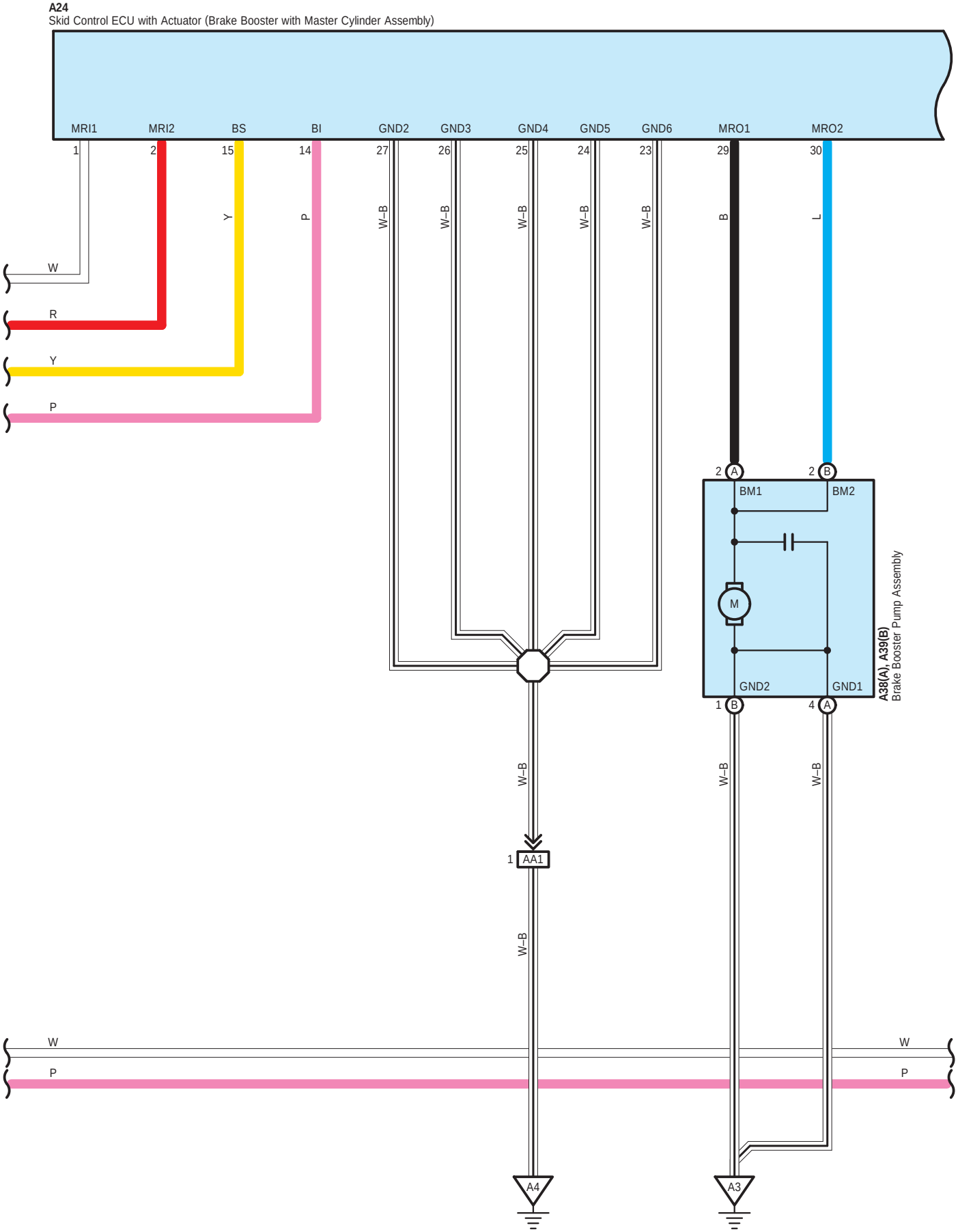
A24
Skid Control ECU with Actuator (Brake Booster with Master Cylinder Assembly)
MRI1
MRI2
BS
BI
GND2
GND3
GND4
GND5
GND6
MRO1
MRO2
1
2
15
14
27
26
25
24
23
29
30
W
R
Y
P
W–B
B
L
BM1
BM2
M
GND2
GND1
A38(A), A39(B)
Brake Booster Pump Assembly
AA1
A4
A3

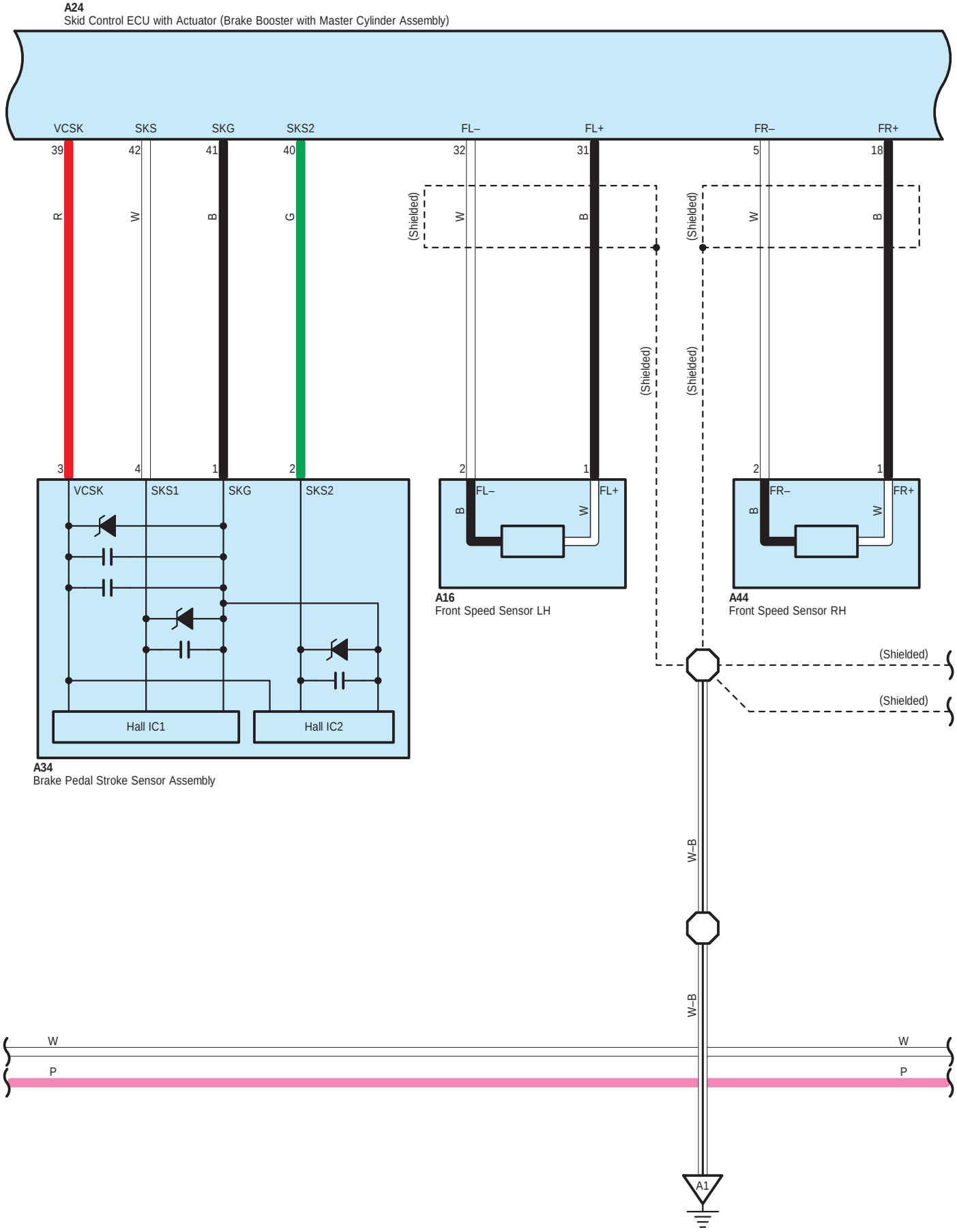
A24
Skid Control ECU with Actuator (Brake Booster with Master Cylinder Assembly)
VCSK
SKS
SKG
SKS2
FL–
FL+
FR–
FR+
39
42
41
40
32
31
5
18
R
W
B
G
(Shielded)
3
4
1
2
VCSK
SKS1
SKG
SKS2
Hall IC1
Hall IC2
A34
Brake Pedal Stroke Sensor Assembly
FL–
FL+
A16
Front Speed Sensor LH
FR–
FR+
A44
Front Speed Sensor RH
W–B
W
P
A1

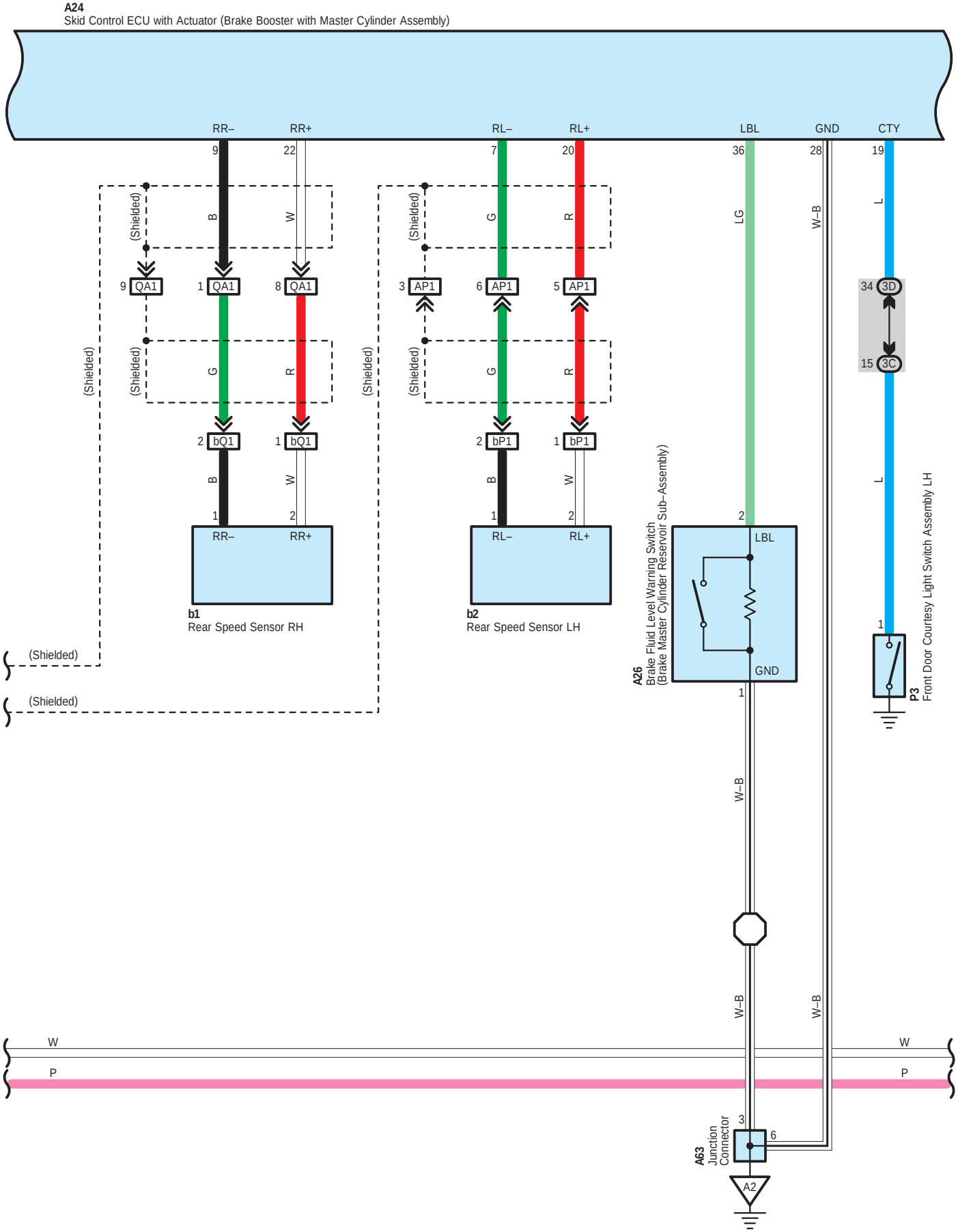
A24
Skid Control ECU with Actuator (Brake Booster with Master Cylinder Assembly)
RR–
RR+
RL–
RL+
LBL
GND
CTY
9
22
7
20
36
28
19
B
W
G
R
LG
W–B
L
(Shielded)
9 QA1
1 QA1
8 QA1
3 AP1
6 AP1
5 AP1
34 3D
15 3C
2 bQ1
1 bQ1
2 bP1
1 bP1
b1
Rear Speed Sensor RH
b2
Rear Speed Sensor LH
A26
Brake Fluid Level Warning Switch
(Brake Master Cylinder Reservoir Sub–Assembly)
LBL
GND
P3
Front Door Courtesy Light Switch Assembly LH
W
P
A63
Junction
Connector
A2

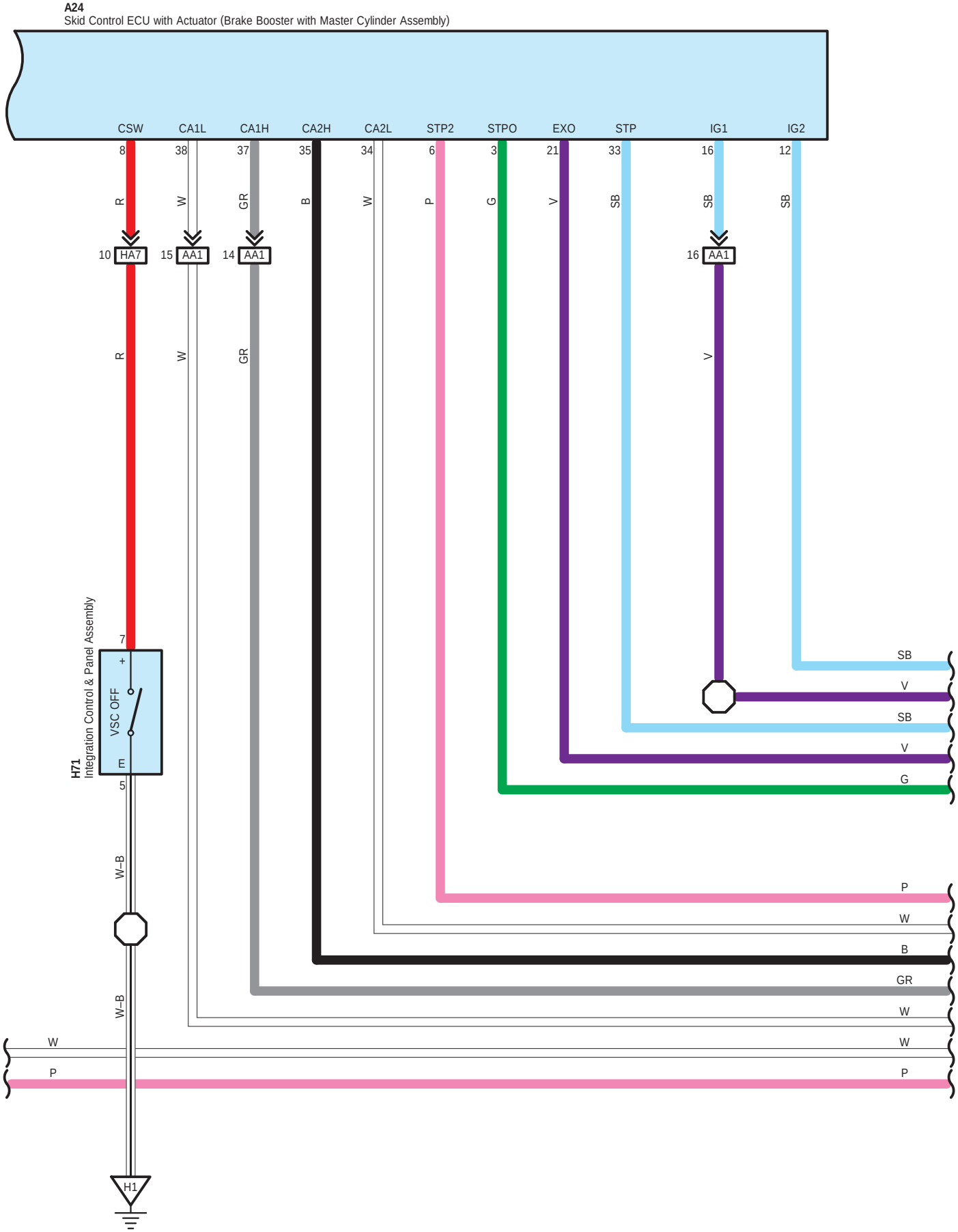
A24
Skid Control ECU with Actuator (Brake Booster with Master Cylinder Assembly)
CSW
CA1L
CA1H
CA2H
CA2L
STP2
STPO
EXO
STP
IG1
IG2
8
38
37
35
34
6
3
21
33
16
12
R
W
GR
B
W
P
G
V
SB
SB
SB
10 HA7
15 AA1
14 AA1
16 AA1
R
W
GR
V
H71
Integration Control & Panel Assembly
7
+
VSC OFF
E
5
W–B
W–B
SB
V
SB
V
G
P
W
B
GR
W
W
W
P
P
H1

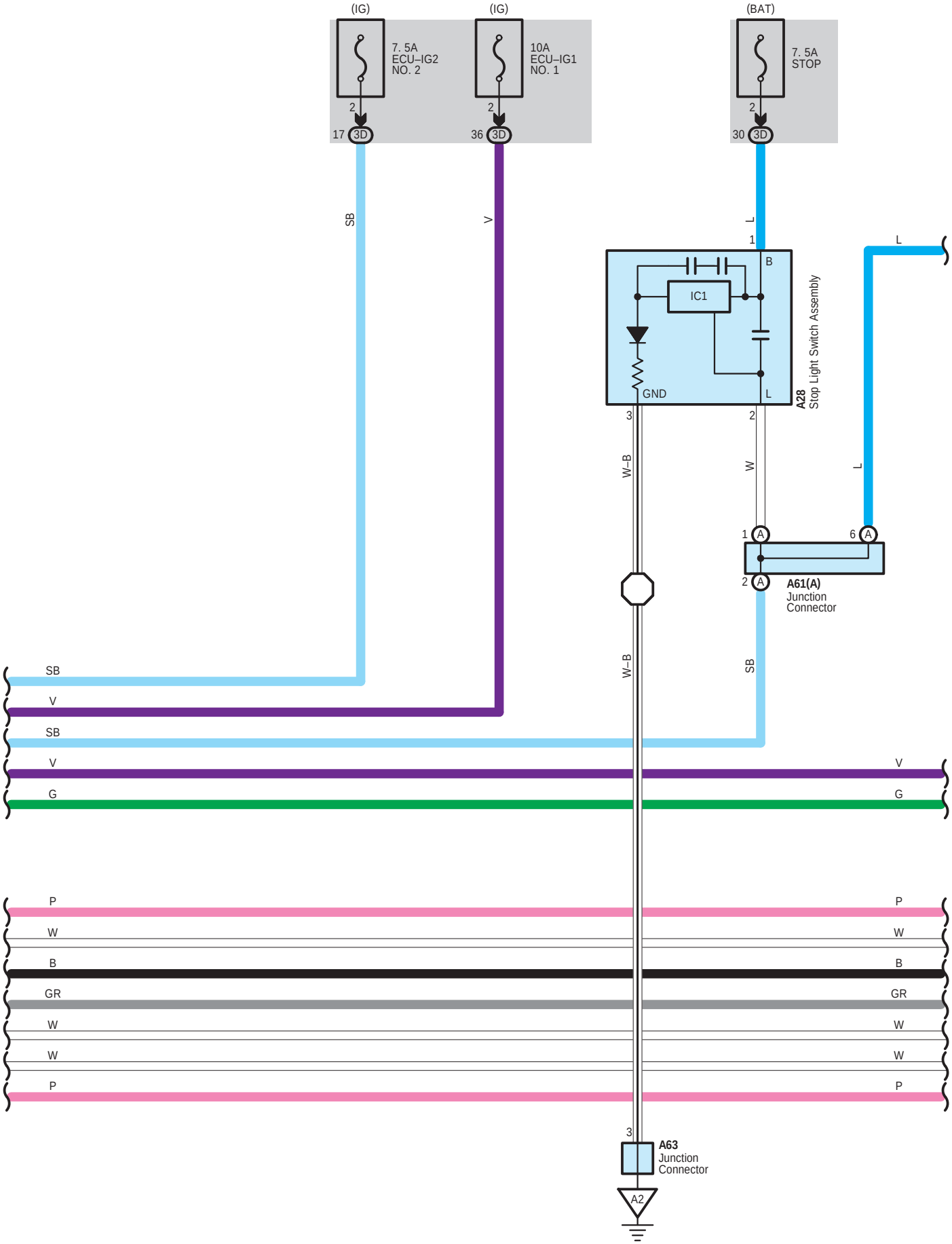
(IG)
7. 5A
ECU–IG2
NO. 2
(IG)
10A
ECU–IG1
NO. 1
(BAT)
7. 5A
STOP
17 3D
36 3D
30 3D
SB
V
L
IC1
GND
B
L
A28
Stop Light Switch Assembly
W–B
W
A61(A)
Junction
Connector
SB
V
G
P
W
B
GR
A63
Junction
Connector
A2

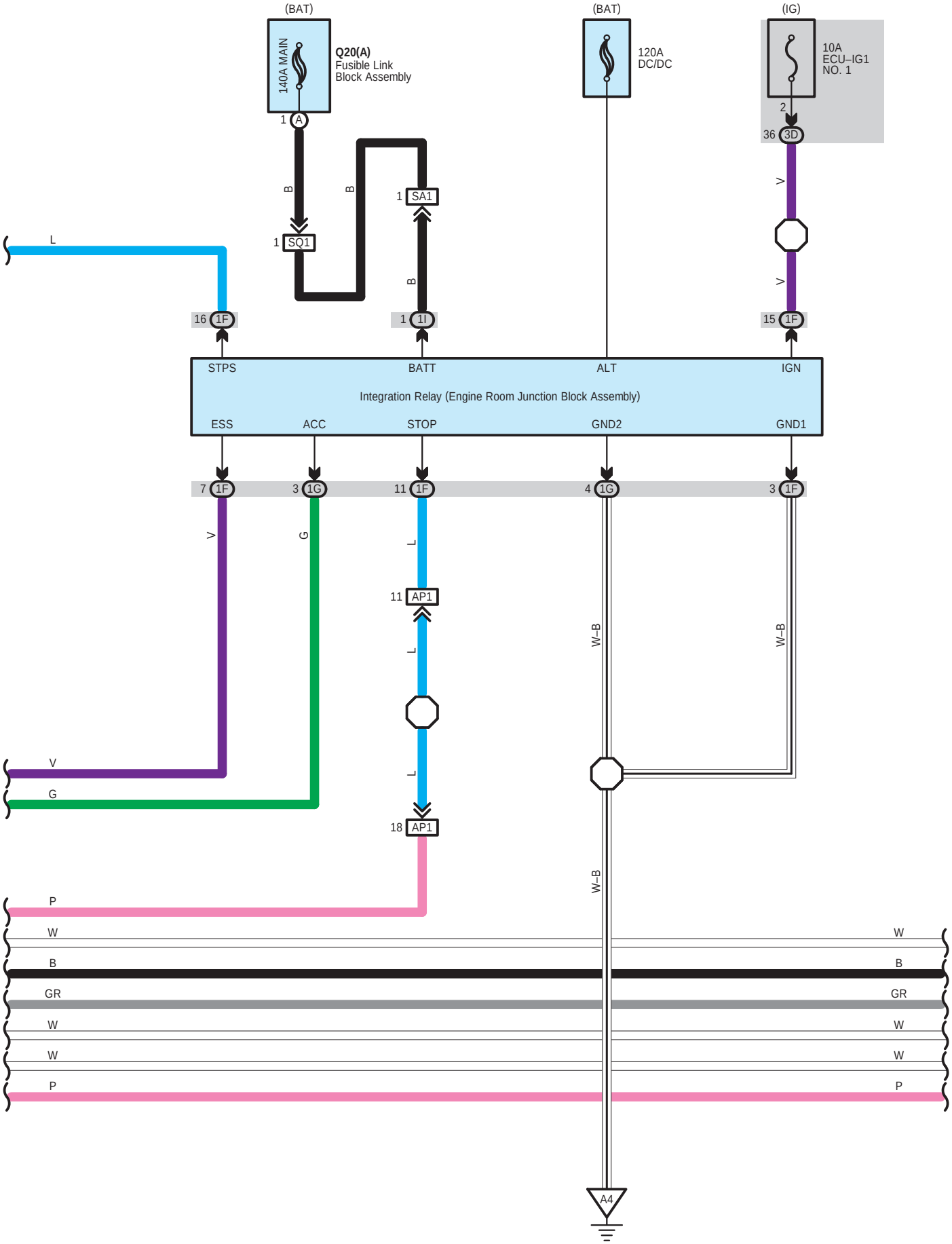
(BAT)
140A MAIN
Q20(A)
Fusible Link
Block Assembly
1 A
B
B
1 SQ1
1 SA1
B
(BAT)
120A
DC/DC
(IG)
10A
ECU–IG1
NO. 1
2
36 3D
V
V
L
16 1F
1 1I
15 1F
STPS
BATT
ALT
IGN
Integration Relay (Engine Room Junction Block Assembly)
ESS
ACC
STOP
GND2
GND1
7 1F
3 1G
11 1F
4 1G
3 1F
V
G
L
11 AP1
L
L
18 AP1
W–B
W–B
W–B
V
G
P
W
B
GR
W
W
P
W
B
GR
W
W
P
A4

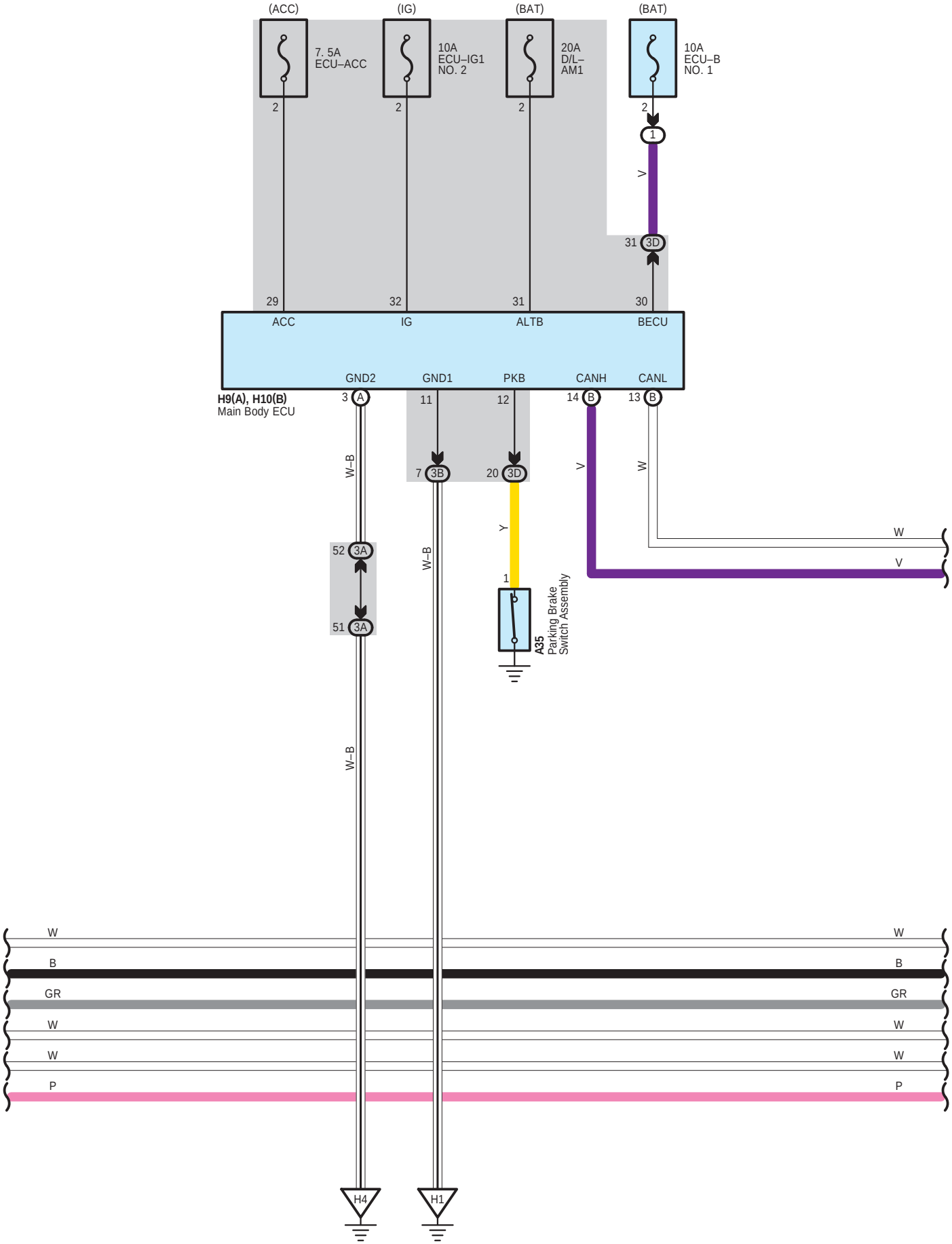
(ACC)
(IG)
(BAT)
(BAT)
7. 5A
ECU–ACC
10A
ECU–IG1
NO. 2
20A
D/L–
AM1
10A
ECU–B
NO. 1
2
2
2
2
1
V
31 3D
29
32
31
30
ACC
IG
ALTB
BECU
GND2
GND1
PKB
CANH
CANL
H9(A), H10(B)
Main Body ECU
3 A
11
12
14 B
13 B
W–B
7 3B
20 3D
V
W
Y
W
V
52 3A
W–B
1
51 3A
A35
Parking Brake
Switch Assembly
W–B
W
B
GR
W
W
P
W
B
GR
W
W
P
H4
H1

∗ 1 : w/ Network Gateway ECU
∗ 2 : w/o Network Gateway ECU

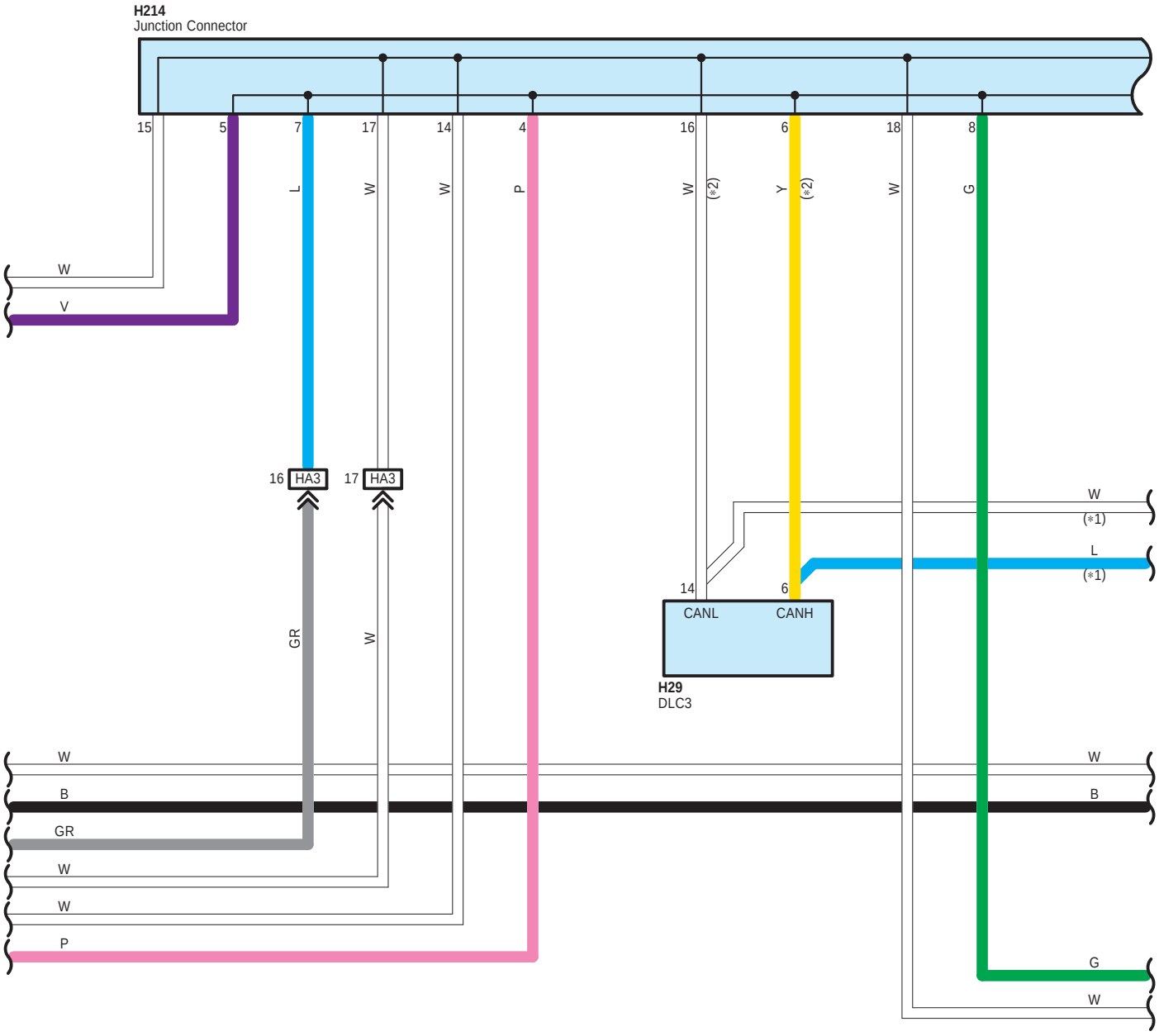

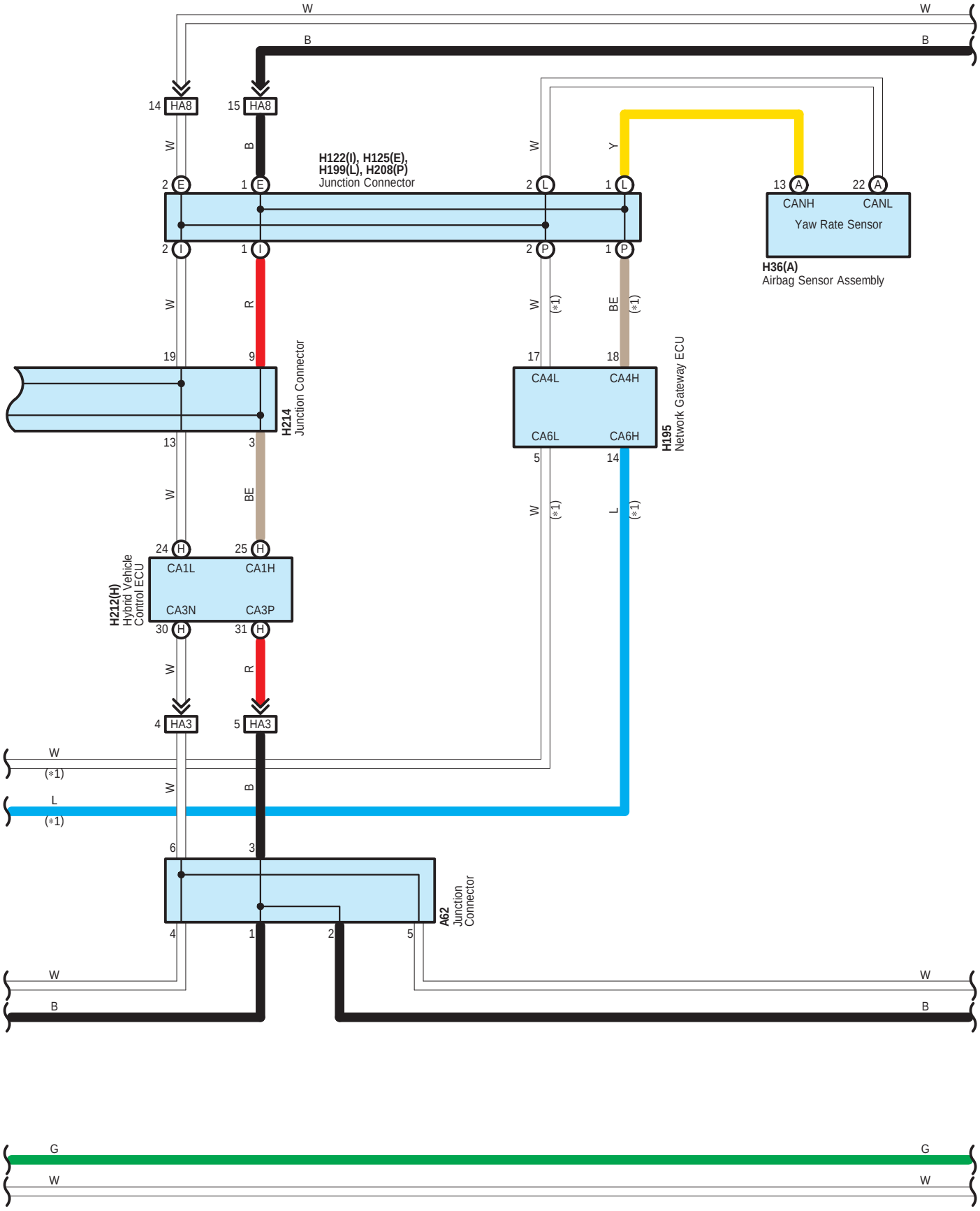
W
B
14 HA8
15 HA8
H122(I), H125(E),
H199(L), H208(P)
Junction Connector
2 E
1 E
2 I
1 I
2 L
1 L
2 P
1 P
13 A
22 A
CANH
CANL
Yaw Rate Sensor
H36(A)
Airbag Sensor Assembly
Y
R
BE
(*1)
19
9
13
3
H214
Junction Connector
17
18
CA4L
CA4H
CA6L
CA6H
H195
Network Gateway ECU
5
14
24 H
25 H
CA1L
CA1H
CA3N
CA3P
30 H
31 H
H212(H)
Hybrid Vehicle
Control ECU
4 HA3
5 HA3
L
6
3
4
1
2
5
A62
Junction
Connector
G

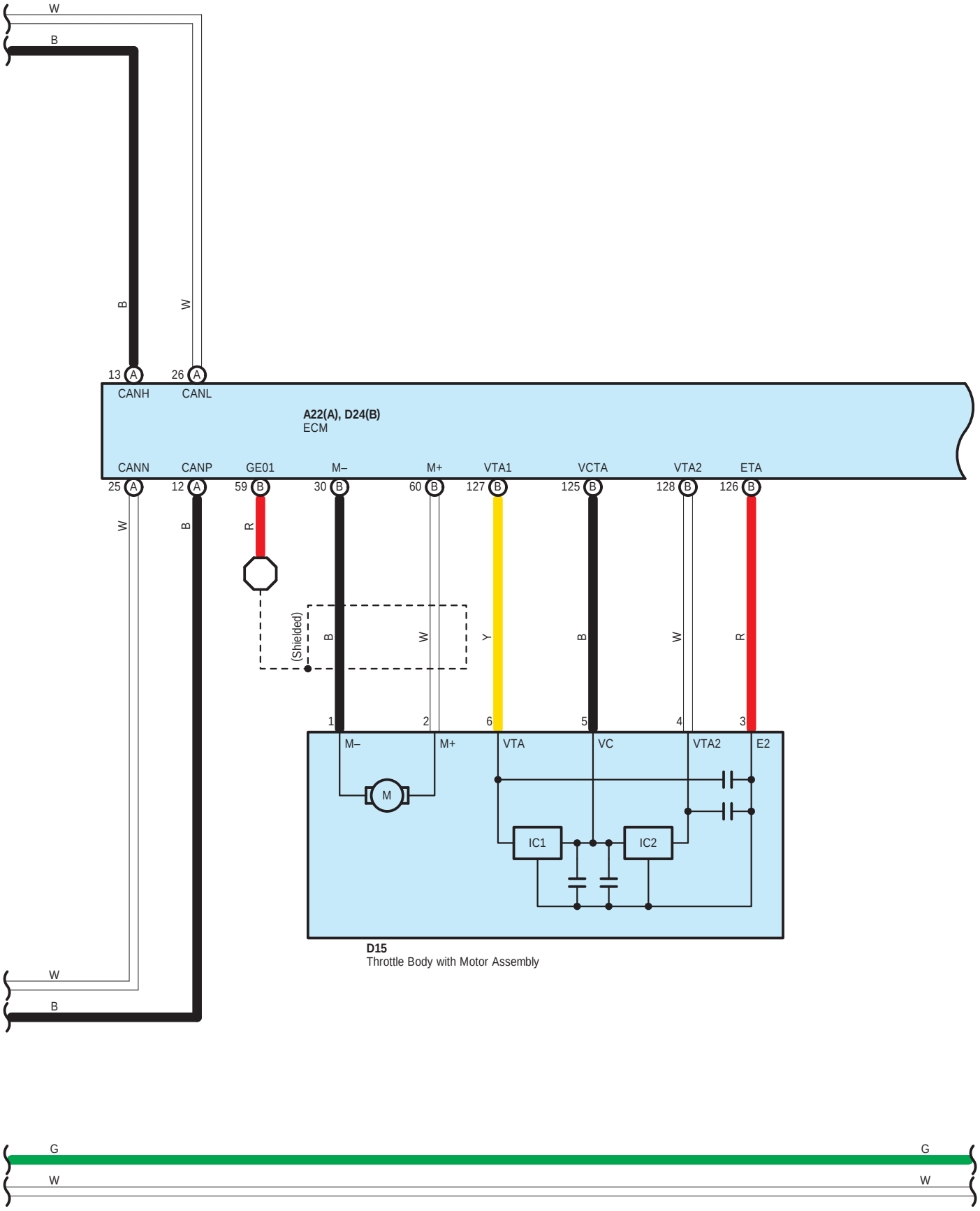
W
B
B
W
13 A
26 A
CANH
CANL
A22(A), D24(B)
ECM
CANN
CANP
GE01
M–
M+
VTA1
VCTA
VTA2
ETA
25 A
12 A
59 B
30 B
60 B
127 B
125 B
128 B
126 B
W
B
R
(Shielded)
B
W
Y
B
W
R
1
2
6
5
4
3
M–
M+
VTA
VC
VTA2
E2
M
IC1
IC2
D15
Throttle Body with Motor Assembly
W
B

G
G
W
W

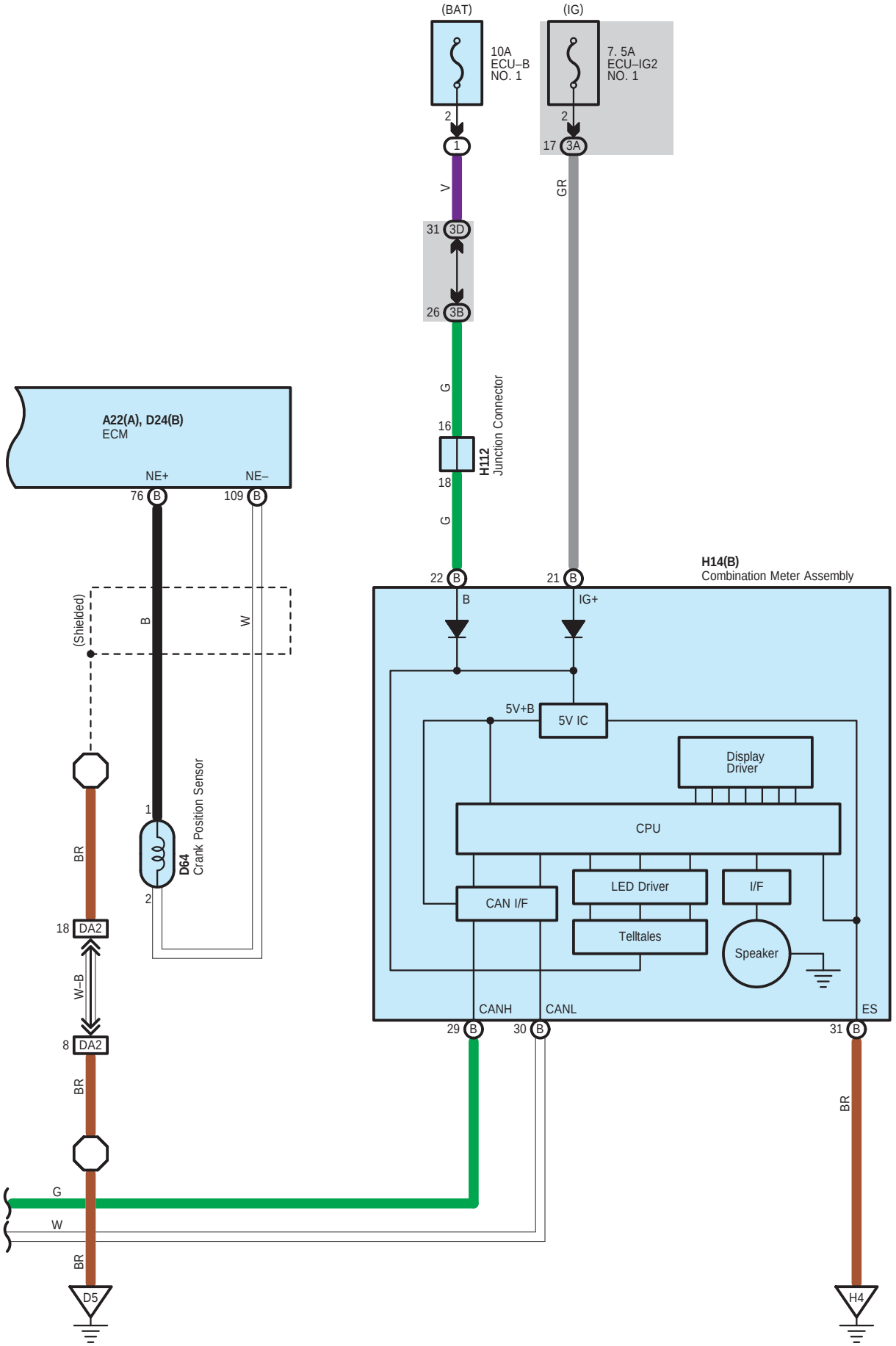
(BAT)
(IG)
10A
ECU–B
NO. 1
7. 5A
ECU–IG2
NO. 1
2
1
V
31 3D
26 3B
17 3A
GR
G
16
H112
Junction Connector
18
G
A22(A), D24(B)
ECM
NE+
NE–
76 B
109 B
22 B
21 B
H14(B)
Combination Meter Assembly
B
IG+
(Shielded)
B
W
5V+B
5V IC
Display
Driver
CPU
LED Driver
I/F
CAN I/F
Telltales
Speaker
1
D64
Crank Position Sensor
2
BR
18 DA2
W–B
8 DA2
BR
CANH
CANL
ES
29 B
30 B
31 B
BR
G
W
BR
D5
H4

A 16
Black

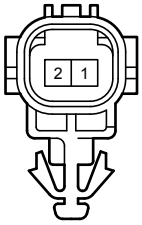

A 22
Black

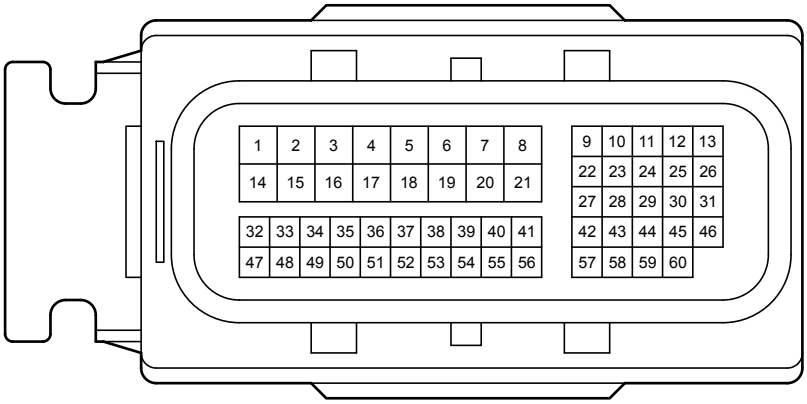

A 24
Black

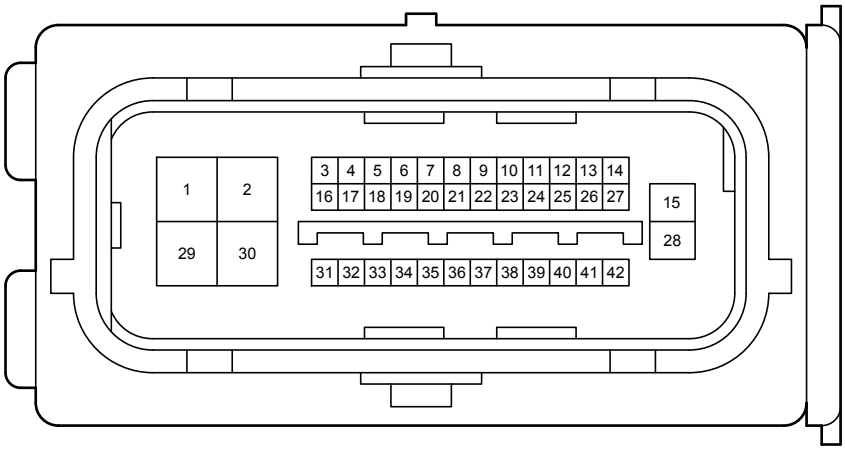

A 26
Black

A 28
White

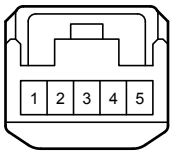

A 34
Black



A 35
White

A 38
Black

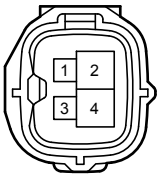

A 39
Black

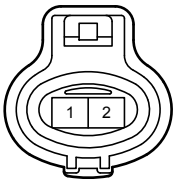

A 44
Black

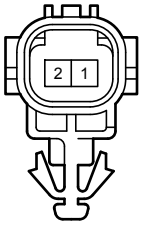

A 61
Gray

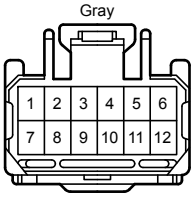

A 62
White

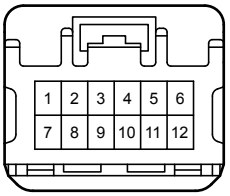

A 63
Gray

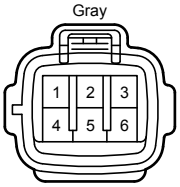

D 15
Black

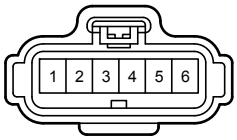

D 24

Black

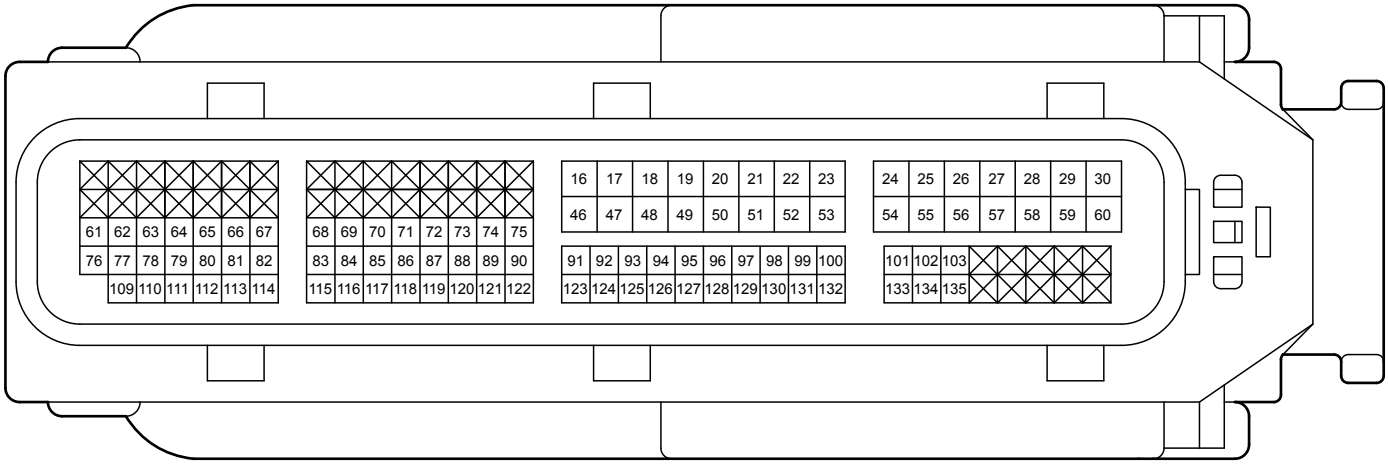

D 64

Black

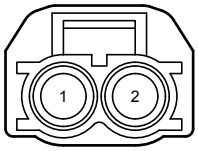

H 9

White

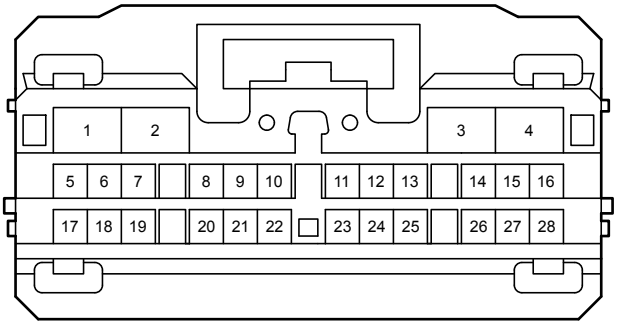

H 10

White

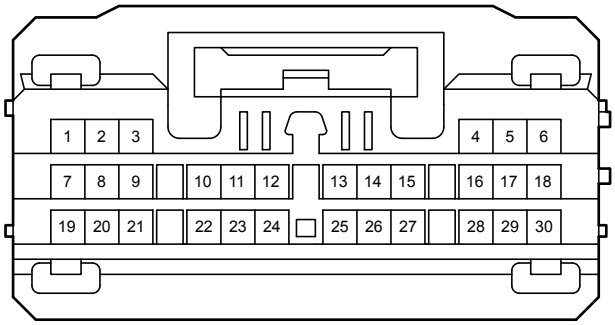

H 14

Black

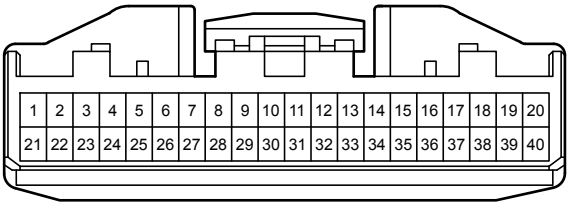

H 23

Blue

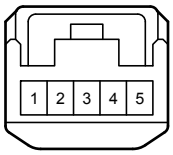

H 29

Black

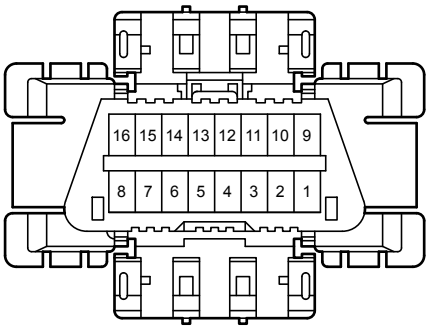

H 36

Yellow

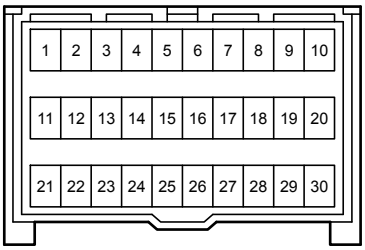

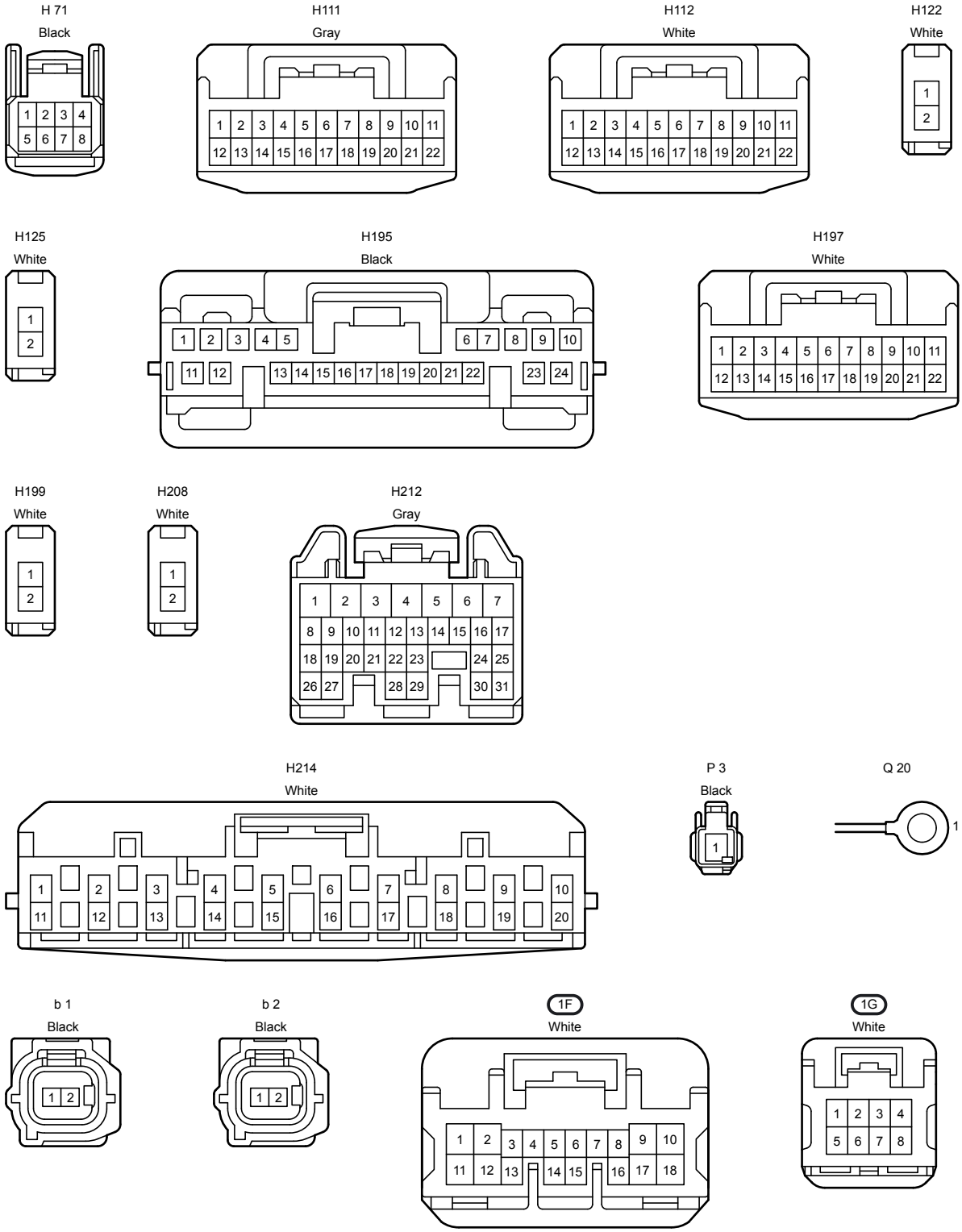
H 71
Black
H111
Gray
H112
White
H122
White
H125
White
H195
Black
H197
White
H199
White
H208
White
H212
Gray
H214
White
P 3
Black
Q 20
b 1
Black
b 2
Black
1F
White
1G
White

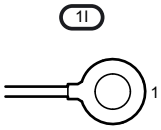
1I
1

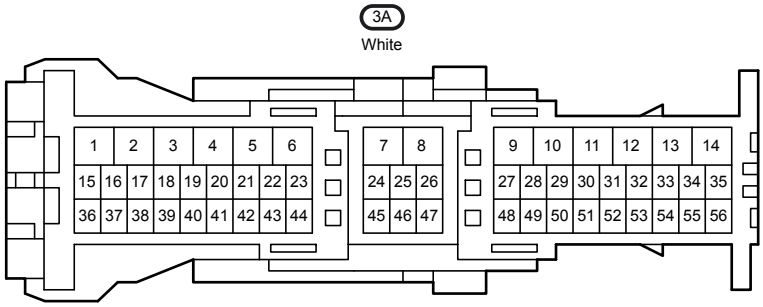
3A
White

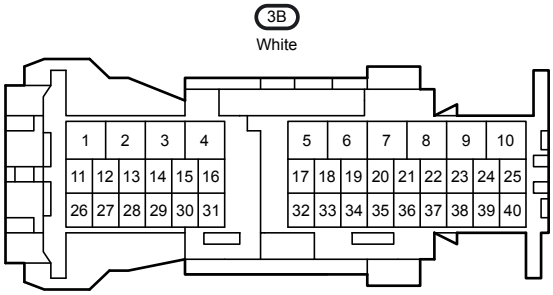
3B
White

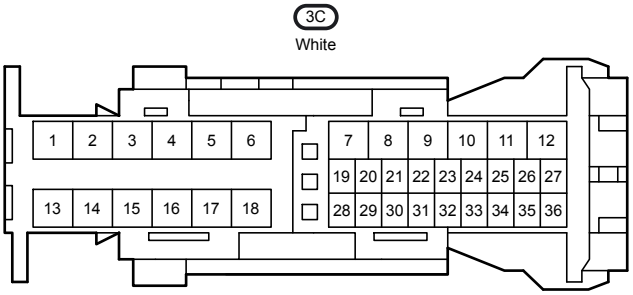
3C
White

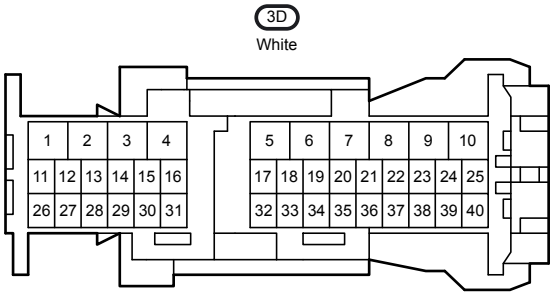
3D
White

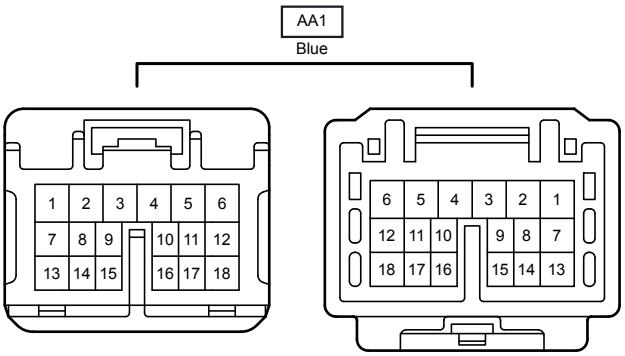
AA1
Blue

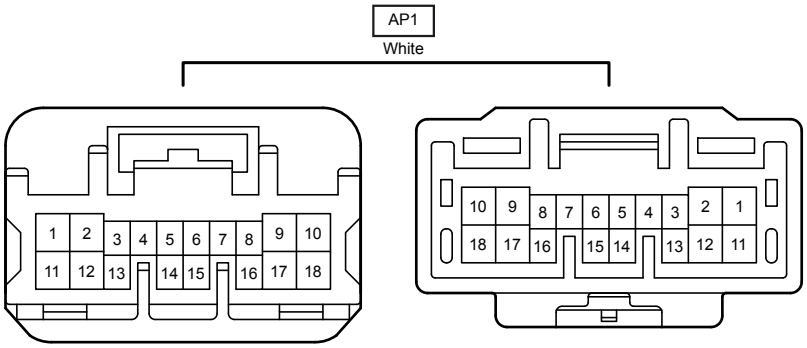
AP1
White

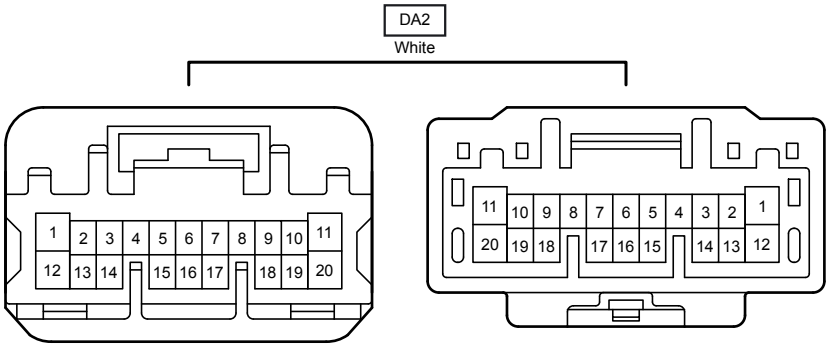
DA2
White

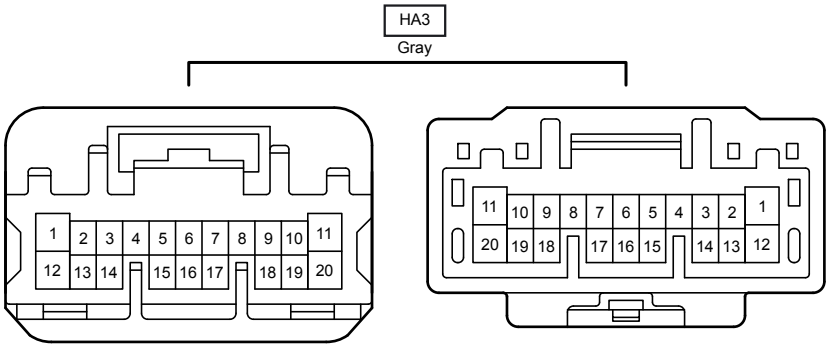
HA3
Gray
1 2 3 4 5 6 7 8 9 10 11
12 13 14 15 16 17 18 19 20
11 10 9 8 7 6 5 4 3 2 1
20 19 18 17 16 15 14 13 12

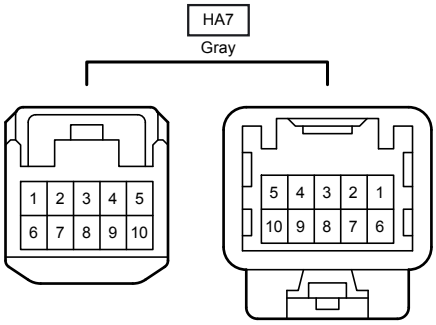
HA7
Gray
1 2 3 4 5
6 7 8 9 10
5 4 3 2 1
10 9 8 7 6

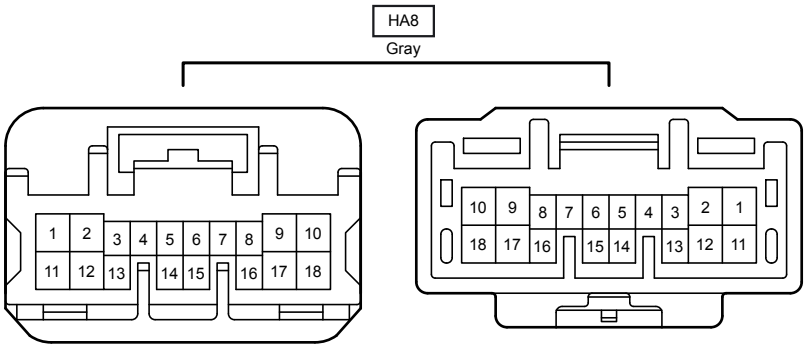
HA8
Gray
1 2 3 4 5 6 7 8 9 10
11 12 13 14 15 16 17 18
10 9 8 7 6 5 4 3 2 1
18 17 16 15 14 13 12 11

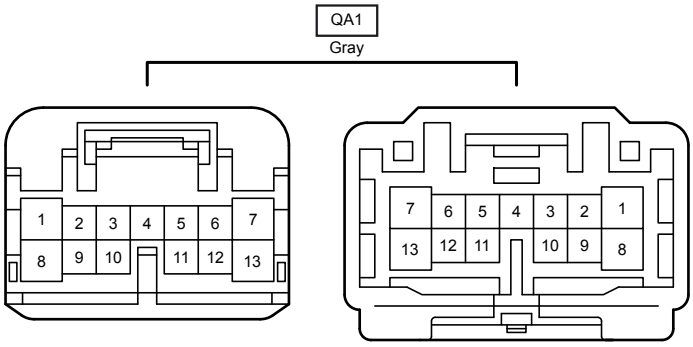
QA1
Gray
1 2 3 4 5 6 7
8 9 10 11 12 13
7 6 5 4 3 2 1
13 12 11 10 9 8

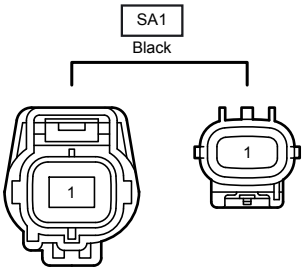
SA1
Black
1
1

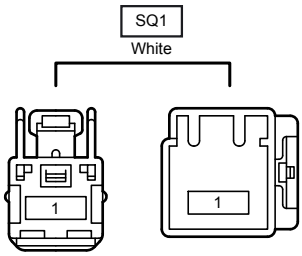
SQ1
White
1
1

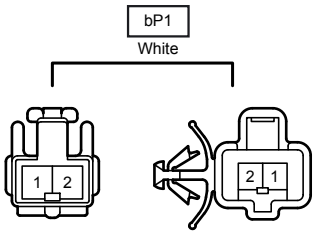
bP1
White
1 2
2 1

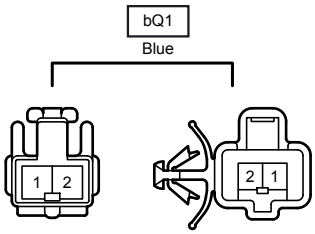
bQ1
Blue
1 2
2 1