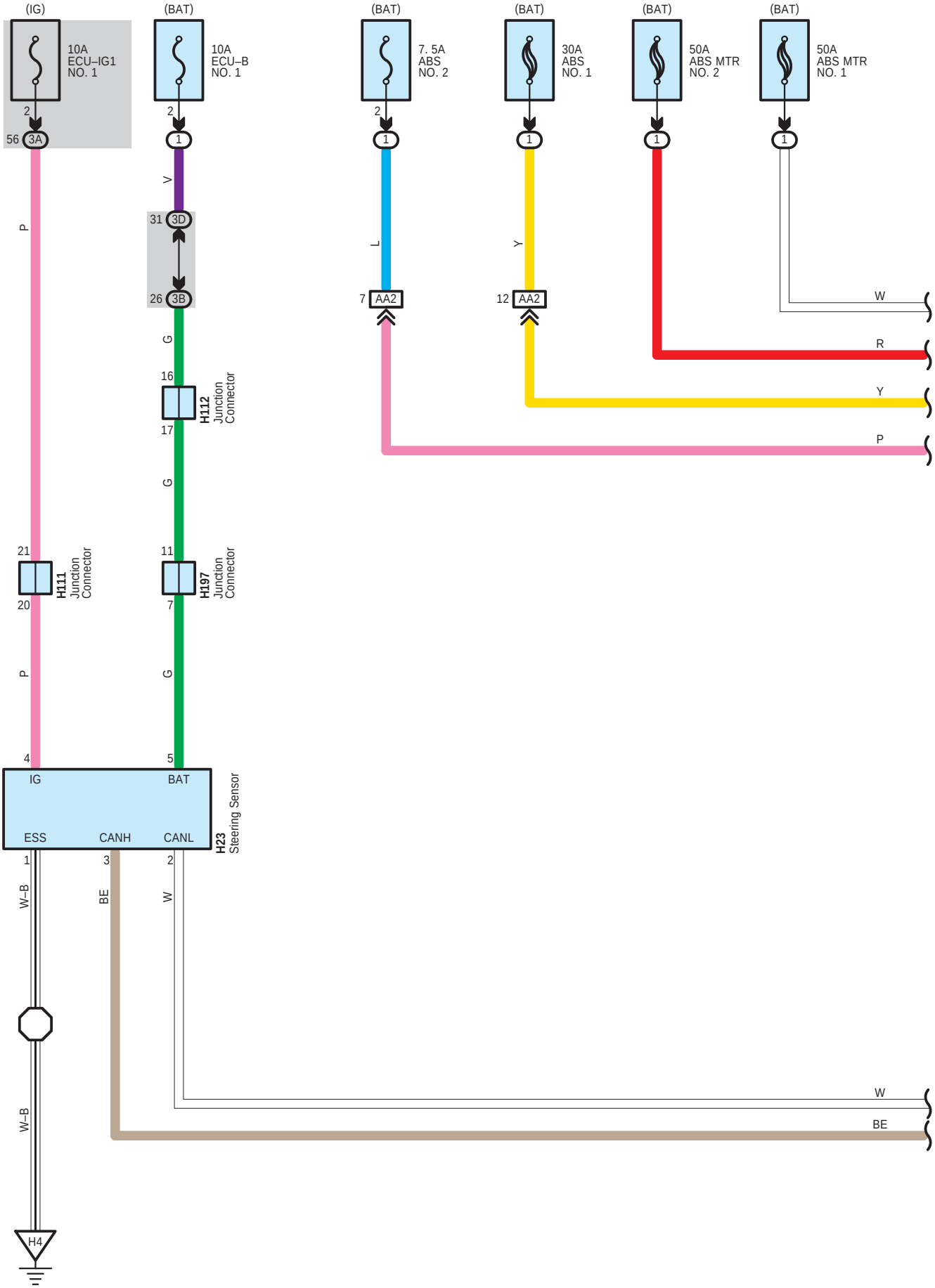
(IG)
10A
ECU–IG1
NO. 1
(BAT)
10A
ECU–B
NO. 1
(BAT)
7. 5A
ABS
NO. 2
(BAT)
30A
ABS
NO. 1
(BAT)
50A
ABS MTR
NO. 2
(BAT)
50A
ABS MTR
NO. 1
56 3A
31 3D
26 3B
7 AA2
12 AA2
H112
Junction
Connector
H111
Junction
Connector
H197
Junction
Connector
IG
BAT
ESS
CANH
CANL
H23
Steering Sensor
H4
W
R
Y
P
BE

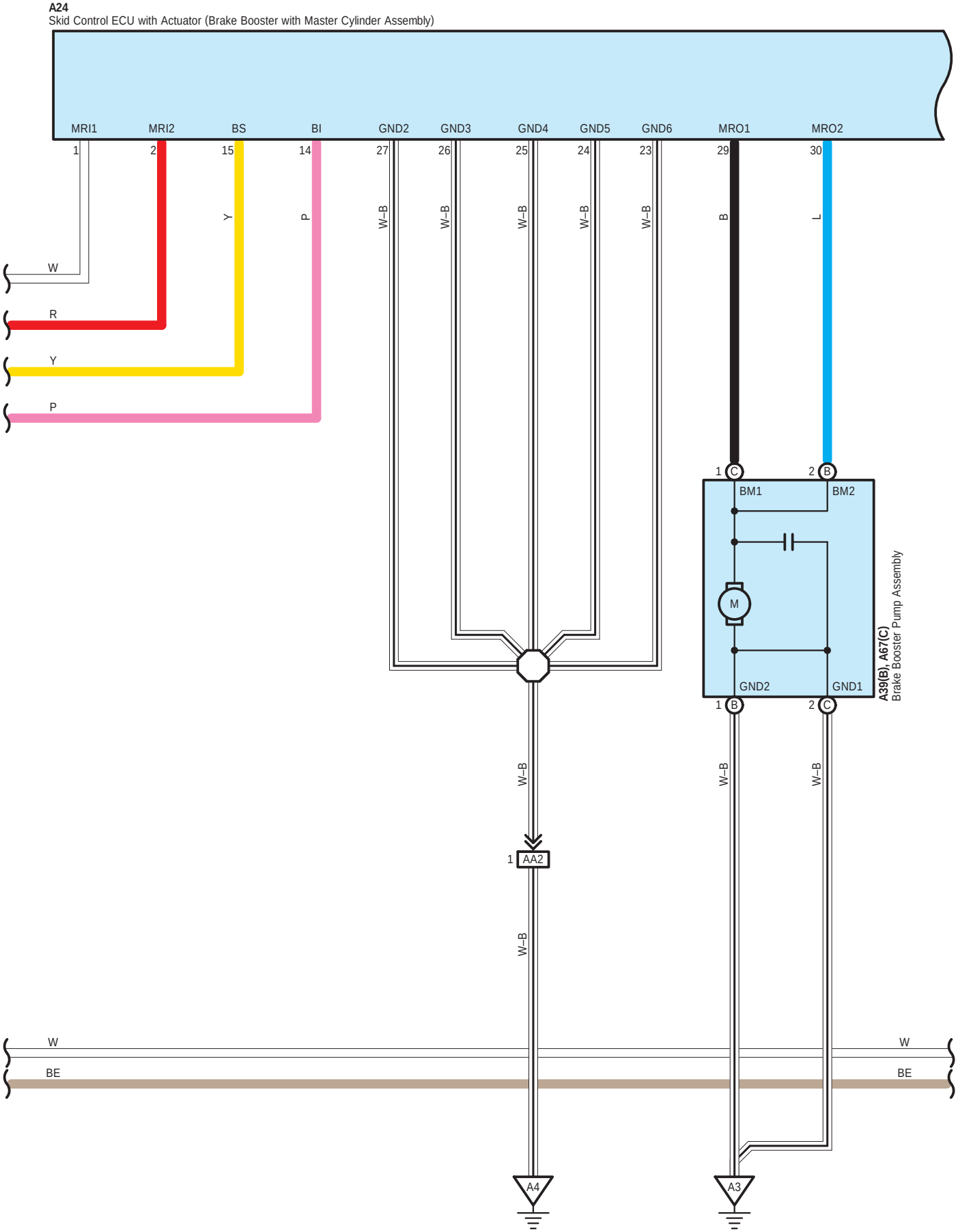
A24
Skid Control ECU with Actuator (Brake Booster with Master Cylinder Assembly)
MRI1
MRI2
BS
BI
GND2
GND3
GND4
GND5
GND6
MRO1
MRO2
1
2
15
14
27
26
25
24
23
29
30
W
R
Y
P
W–B
B
L
1 C
2 B
BM1
BM2
M
GND2
GND1
1 B
2 C
A39(B), A67(C)
Brake Booster Pump Assembly
1 AA2
W
BE
A4
A3

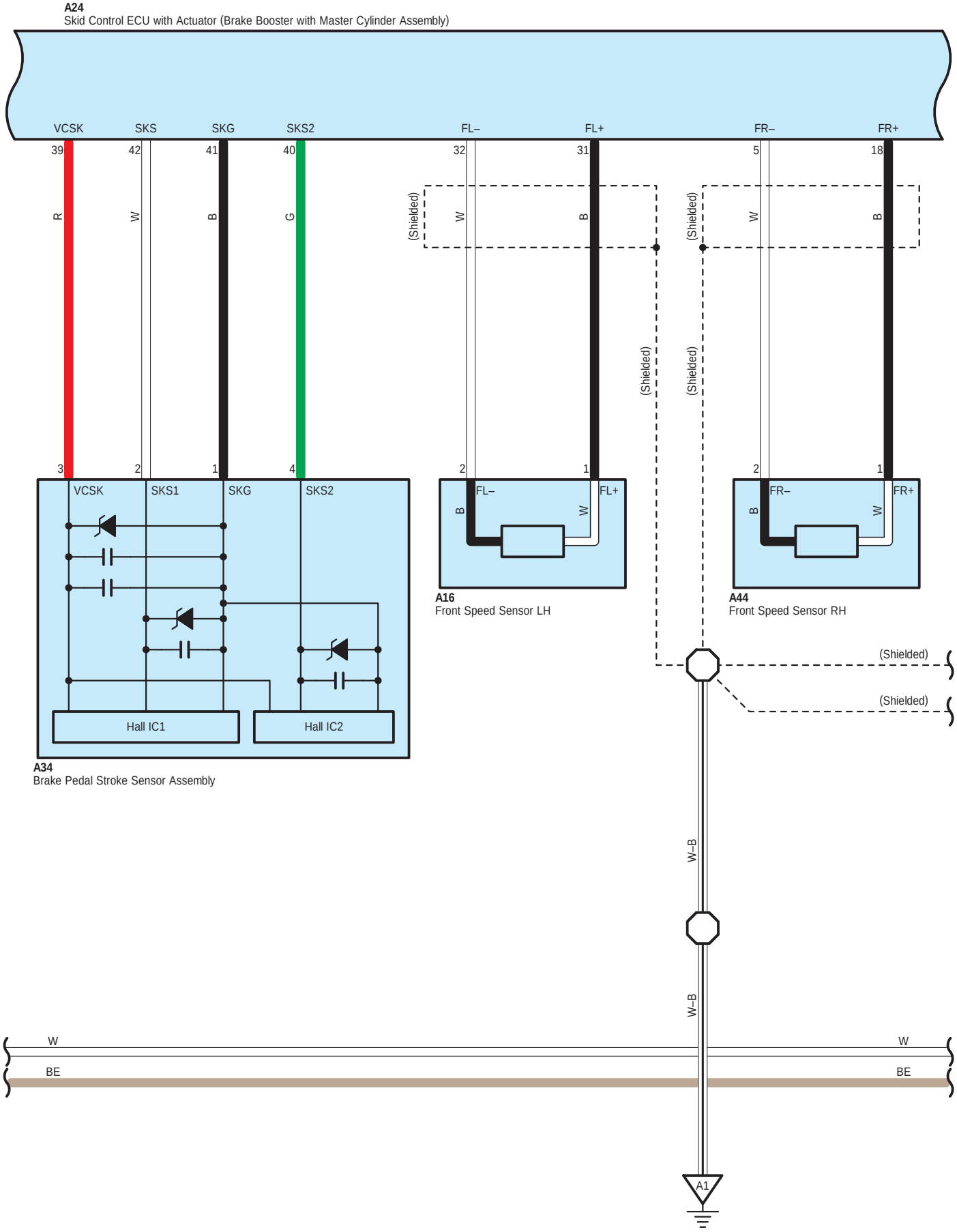
A24
Skid Control ECU with Actuator (Brake Booster with Master Cylinder Assembly)
VCSK
SKS
SKG
SKS2
FL–
FL+
FR–
FR+
39
42
41
40
32
31
5
18
R
W
B
G
(Shielded)
3
2
1
4
VCSK
SKS1
SKG
SKS2
Hall IC1
Hall IC2
A34
Brake Pedal Stroke Sensor Assembly
FL–
FL+
A16
Front Speed Sensor LH
FR–
FR+
A44
Front Speed Sensor RH
W–B
W
BE
A1

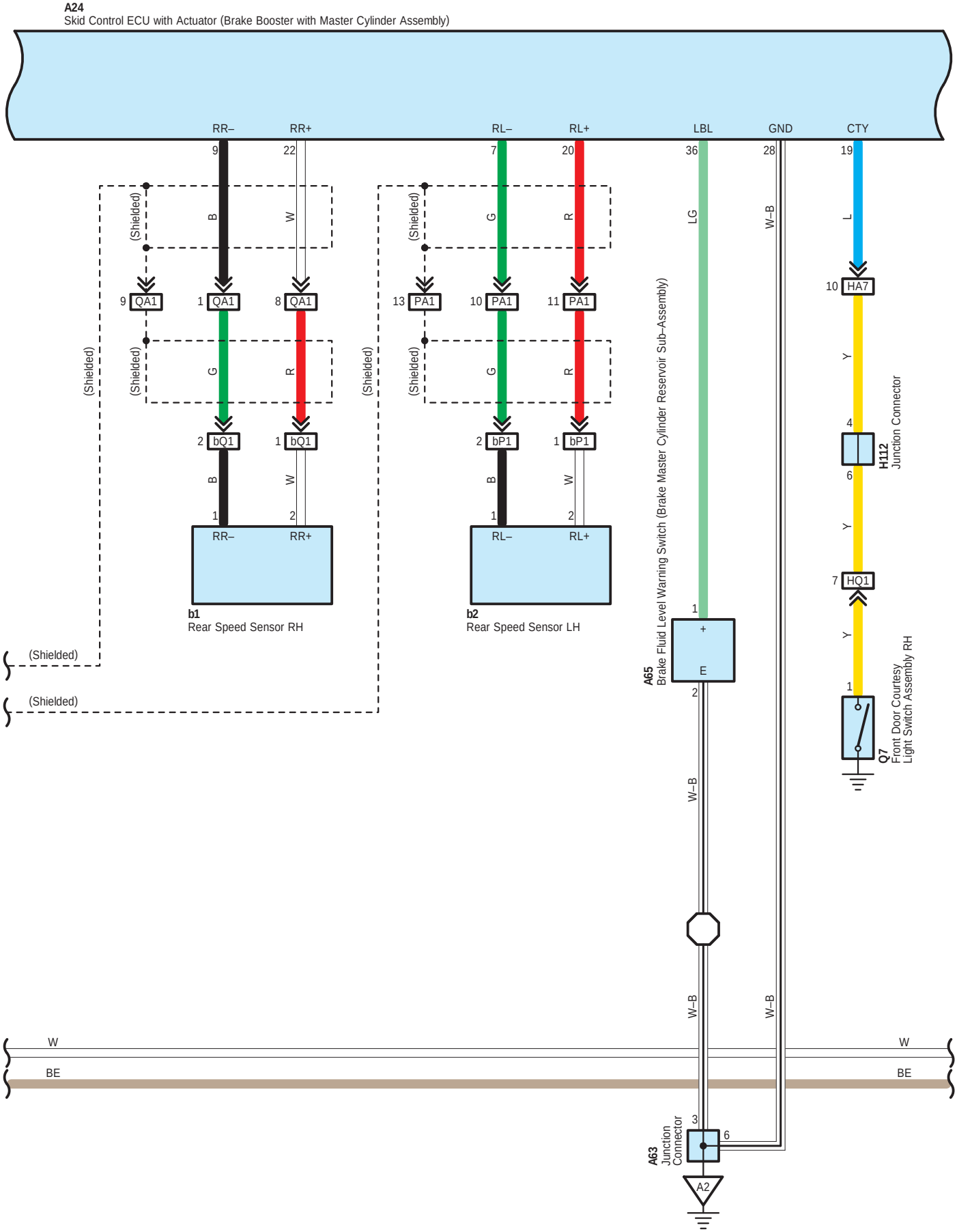
A24
Skid Control ECU with Actuator (Brake Booster with Master Cylinder Assembly)
RR–
RR+
RL–
RL+
LBL
GND
CTY
9
22
7
20
36
28
19
(Shielded)
B
W
G
R
LG
W–B
L
9 QA1
1 QA1
8 QA1
13 PA1
10 PA1
11 PA1
10 HA7
Y
2 bQ1
1 bQ1
2 bP1
1 bP1
4
6
H112
Junction Connector
1
2
RR–
RR+
RL–
RL+
b1
Rear Speed Sensor RH
b2
Rear Speed Sensor LH
7 HQ1
A65
Brake Fluid Level Warning Switch (Brake Master Cylinder Reservoir Sub–Assembly)
+
E
Q7
Front Door Courtesy Light Switch Assembly RH
W
BE
3
6
A63
Junction Connector
A2

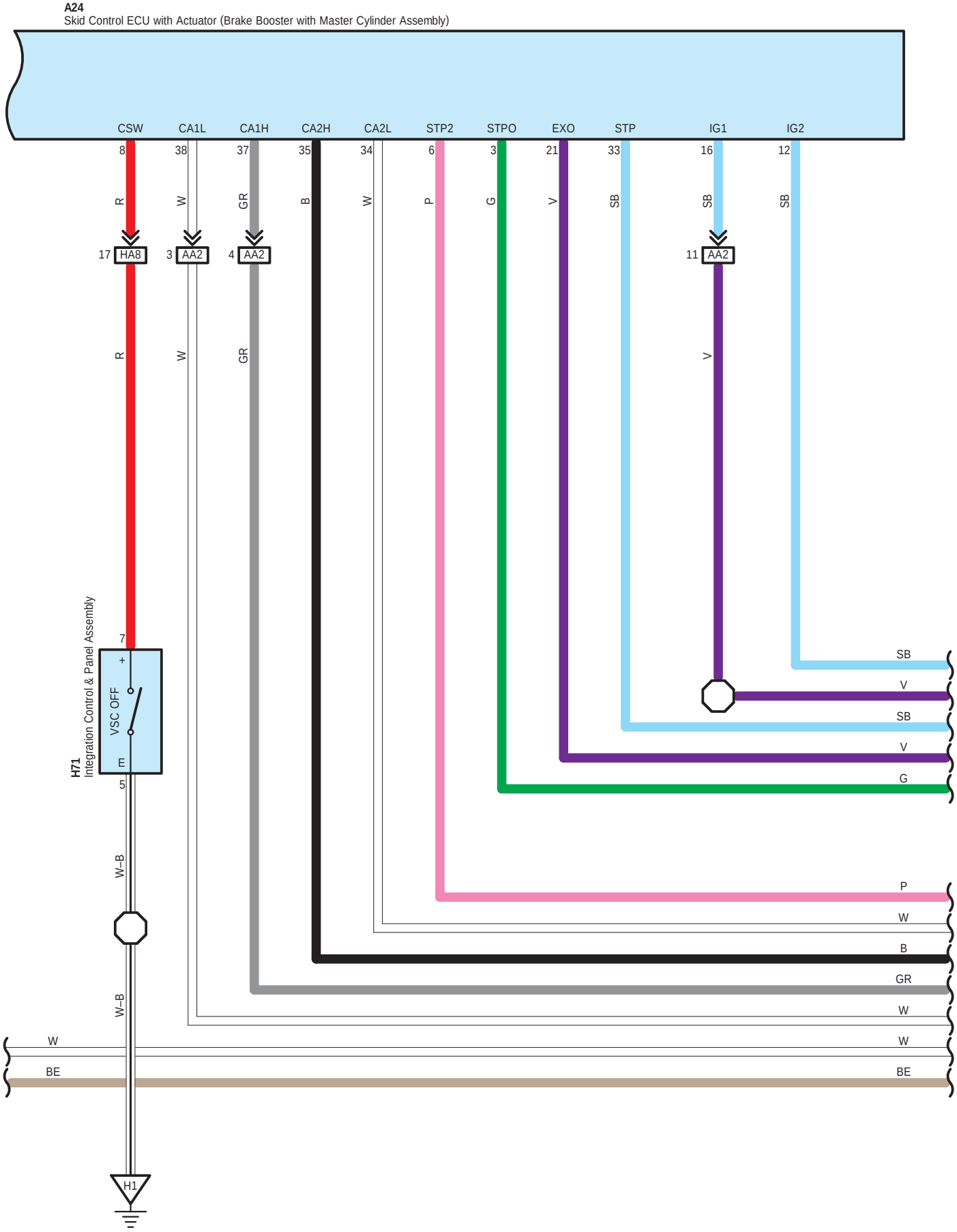
A24
Skid Control ECU with Actuator (Brake Booster with Master Cylinder Assembly)
CSW
CA1L
CA1H
CA2H
CA2L
STP2
STPO
EXO
STP
IG1
IG2
8
38
37
35
34
6
3
21
33
16
12
R
W
GR
B
W
P
G
V
SB
SB
SB
17
HA8
3
AA2
4
AA2
11
AA2
R
W
GR
V
H71
Integration Control & Panel Assembly
7
+
VSC OFF
E
5
W–B
W–B
SB
V
SB
V
G
P
W
B
GR
W
W
W
BE
BE
H1

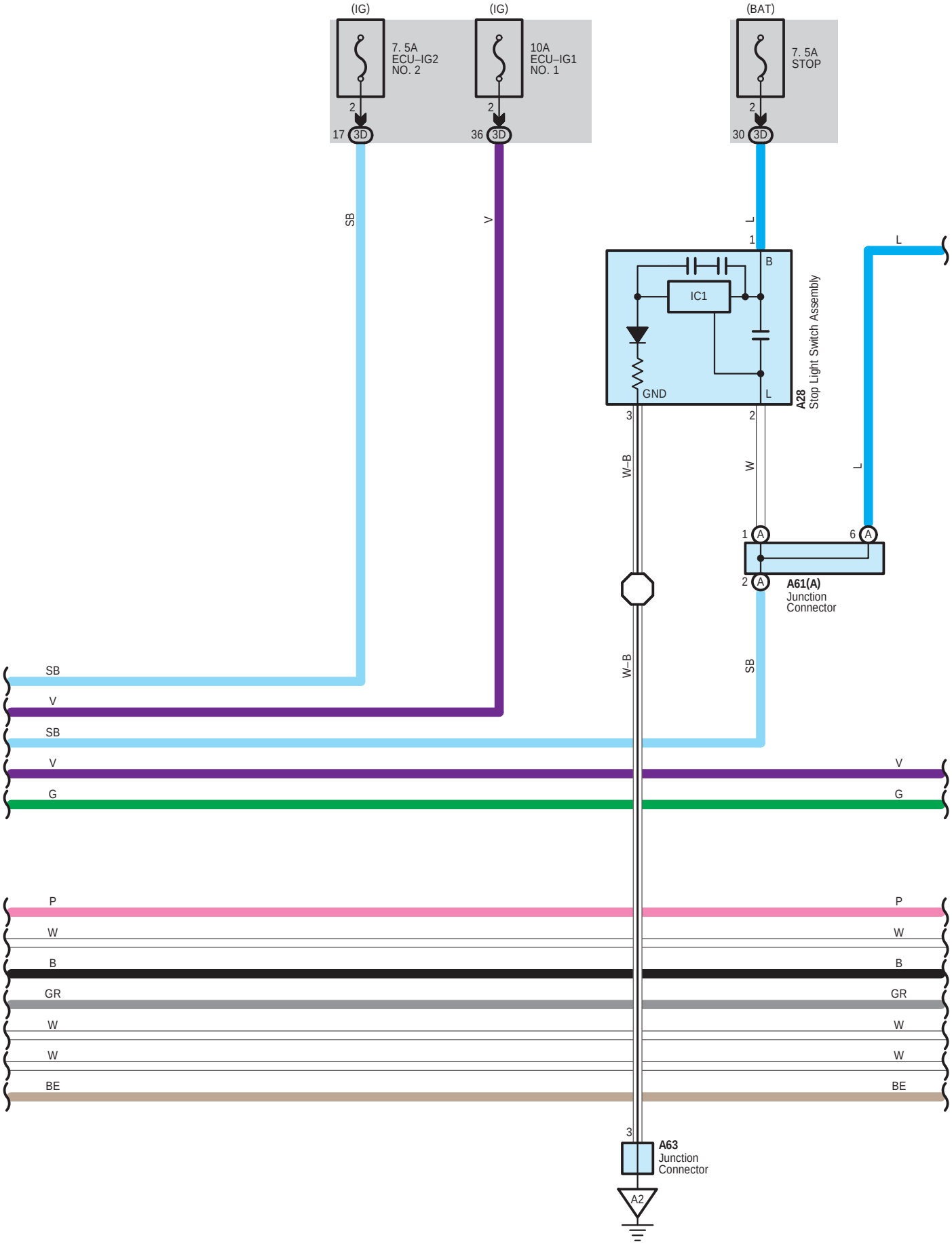
(IG)
7. 5A
ECU–IG2
NO. 2
(IG)
10A
ECU–IG1
NO. 1
(BAT)
7. 5A
STOP
17 3D
36 3D
30 3D
SB
V
L
IC1
GND
B
L
A28
Stop Light Switch Assembly
W–B
W
A61(A)
Junction
Connector
SB
V
G
P
W
B
GR
W
W
BE
A63
Junction
Connector
A2

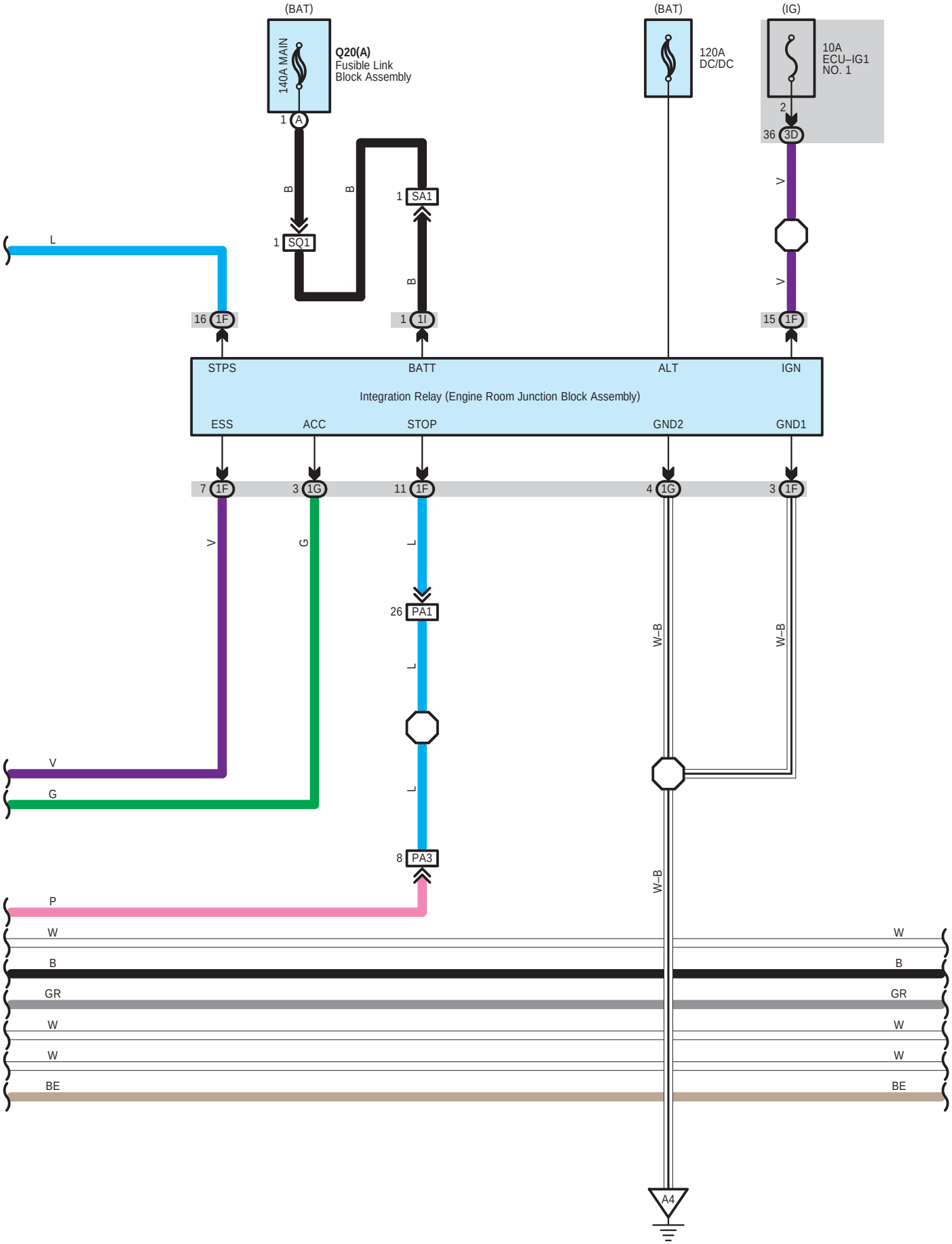
(BAT)
140A MAIN
Q20(A)
Fusible Link
Block Assembly
1 A
B
B
1 SQ1
1 SA1
B
(BAT)
120A
DC/DC
(IG)
10A
ECU–IG1
NO. 1
2
36 3D
V
V
L
16 1F
1 1I
15 1F
STPS
BATT
ALT
IGN
Integration Relay (Engine Room Junction Block Assembly)
ESS
ACC
STOP
GND2
GND1
7 1F
3 1G
11 1F
4 1G
3 1F
V
G
L
26 PA1
L
L
8 PA3
W–B
W–B
W–B
V
G
P
W
B
GR
W
W
BE
W
B
GR
W
W
BE
A4

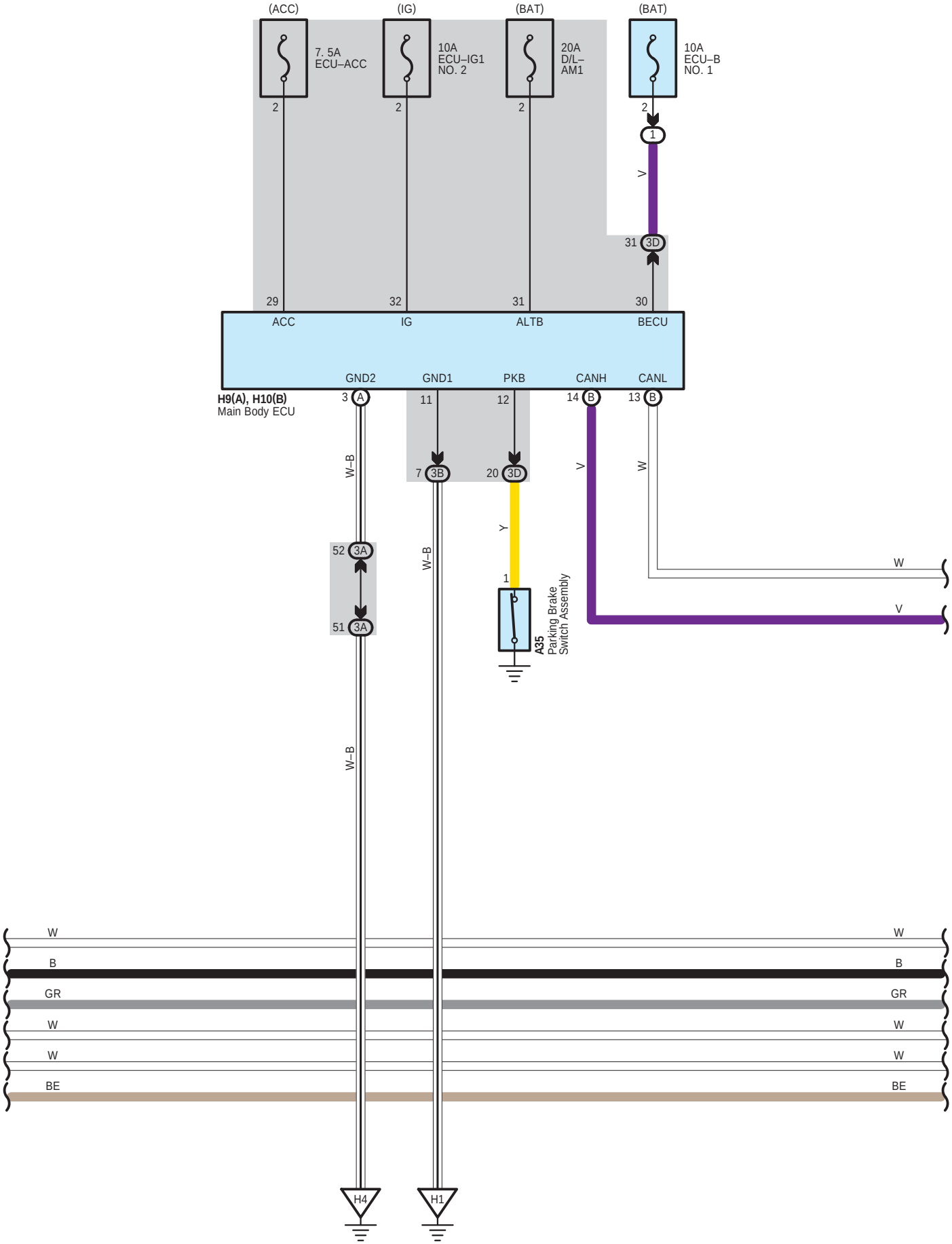
(ACC)
(IG)
(BAT)
(BAT)
7. 5A
ECU–ACC
10A
ECU–IG1
NO. 2
20A
D/L–
AM1
10A
ECU–B
NO. 1
2
2
2
2
1
V
31 3D
29
32
31
30
ACC
IG
ALTB
BECU
GND2
GND1
PKB
CANH
CANL
H9(A), H10(B)
Main Body ECU
3 A
11
12
14 B
13 B
W–B
7 3B
20 3D
V
W
Y
52 3A
W–B
W
1
51 3A
A35
Parking Brake
Switch Assembly
V
W–B
W
W
B
B
GR
GR
W
W
W
W
BE
BE
H4
H1

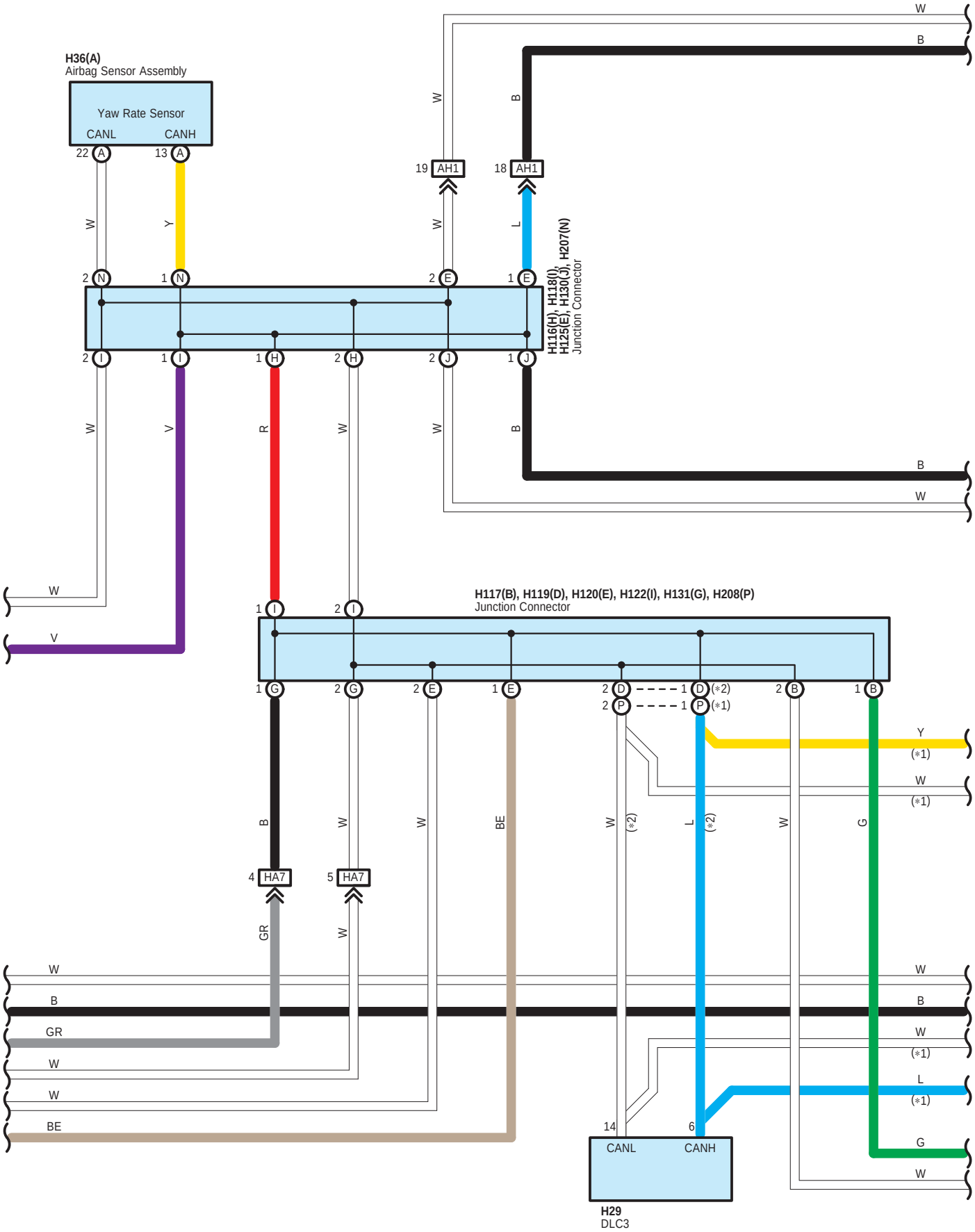
H36(A)
Airbag Sensor Assembly
Yaw Rate Sensor
CANL
CANH
22 A
13 A
19 AH1
18 AH1
H116(H), H118(I), H125(E), H130(J), H207(N)
Junction Connector
H117(B), H119(D), H120(E), H122(I), H131(G), H208(P)
Junction Connector
4 HA7
5 HA7
(*1)
(*2)
14
6
CANL
CANH
H29
DLC3

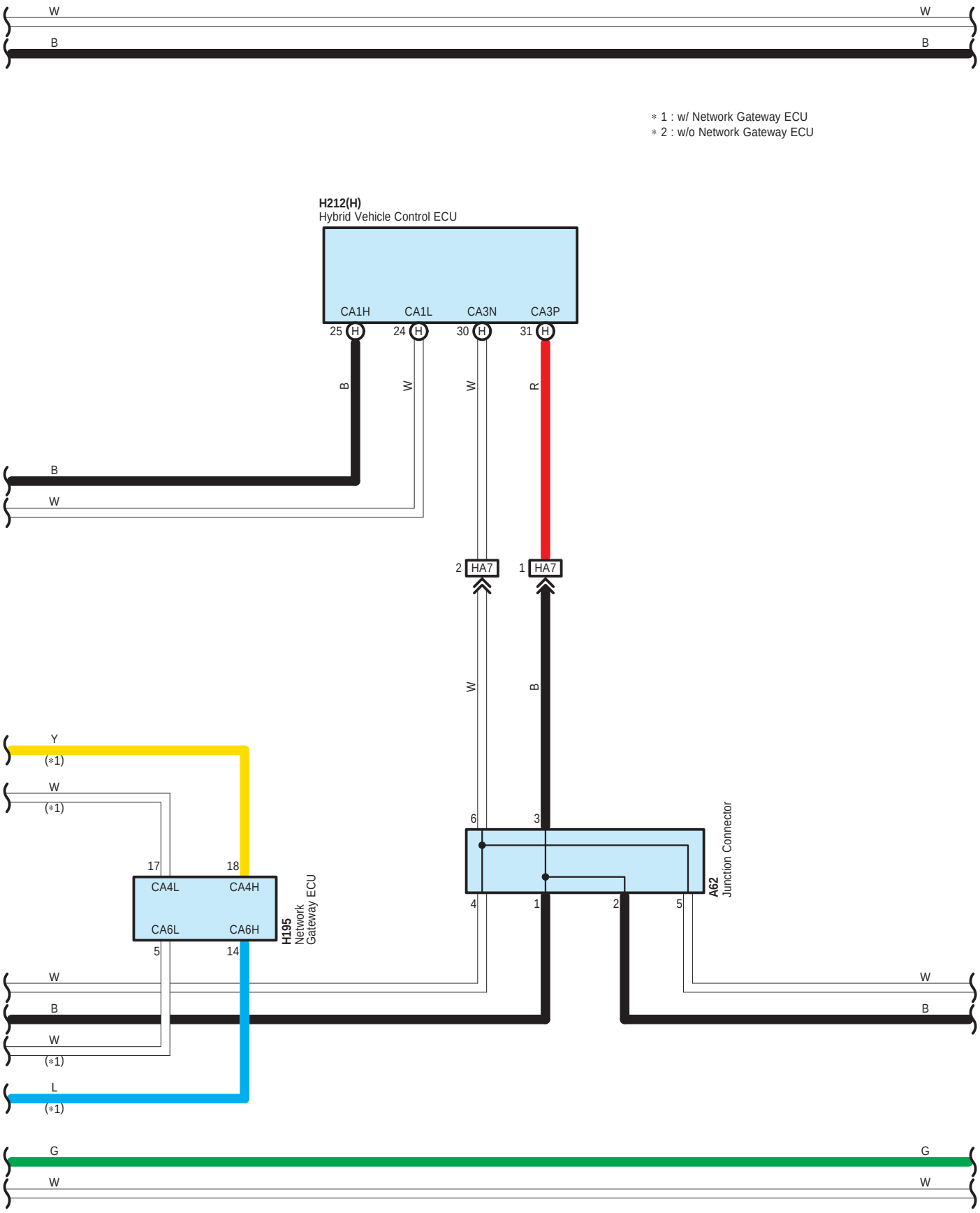
W
B
W
B
∗1 : w/ Network Gateway ECU
∗2 : w/o Network Gateway ECU
H212(H)
Hybrid Vehicle Control ECU
CA1H
CA1L
CA3N
CA3P
25 H
24 H
30 H
31 H
B
W
W
R
B
W
2 HA7
1 HA7
W
B
Y
(∗1)
W
(∗1)
6
3
17
18
CA4L
CA4H
CA6L
CA6H
5
14
H195
Network
Gateway ECU
4
1
2
5
A62
Junction Connector
W
B
W
(∗1)
L
(∗1)
W
B
G
W
G
W

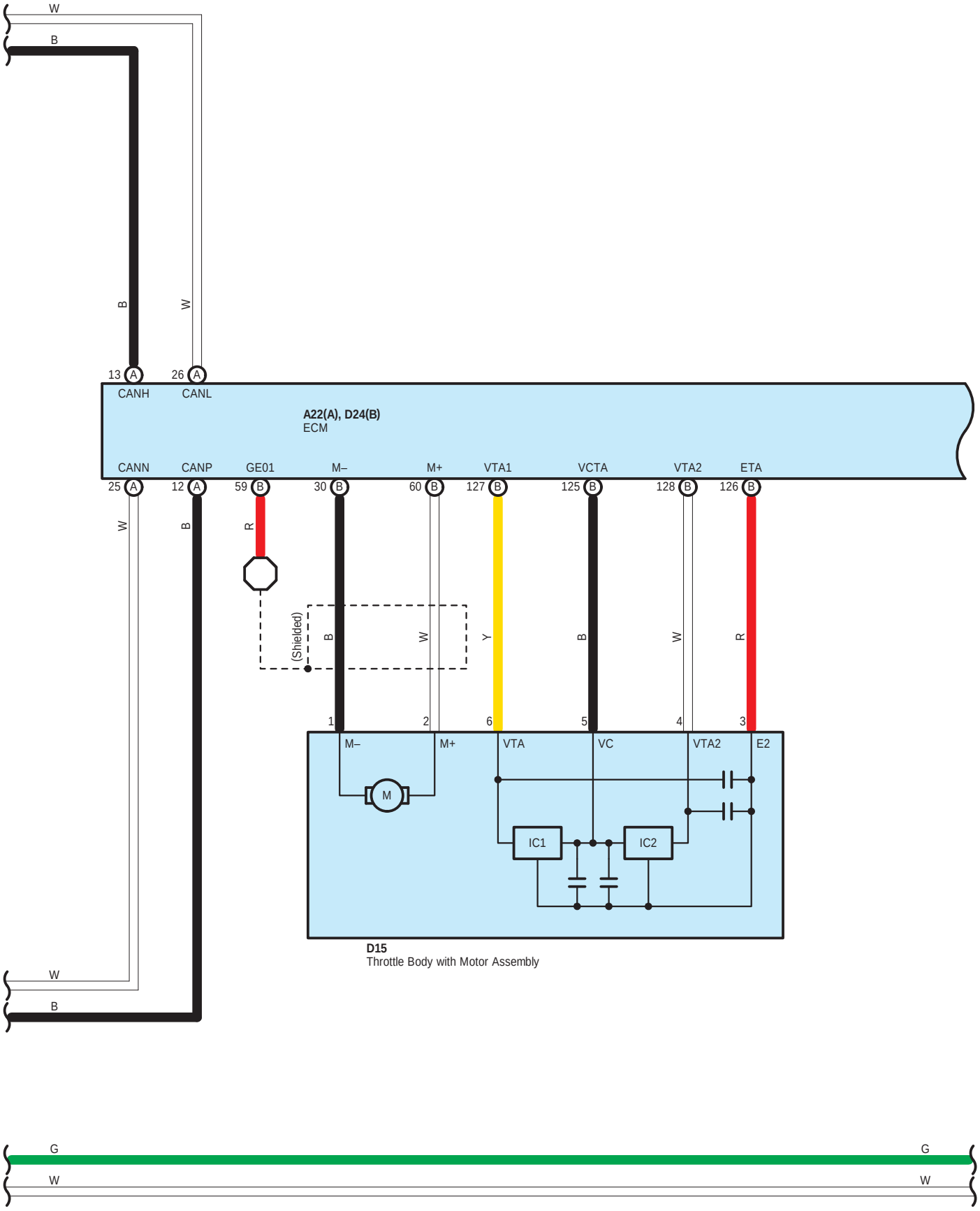
W
B
B
W
13 A
26 A
CANH
CANL
A22(A), D24(B)
ECM
CANN
CANP
GE01
M–
M+
VTA1
VCTA
VTA2
ETA
25 A
12 A
59 B
30 B
60 B
127 B
125 B
128 B
126 B
W
B
R
(Shielded)
B
W
Y
B
W
R
1
2
6
5
4
3
M–
M+
VTA
VC
VTA2
E2
M
IC1
IC2
D15
Throttle Body with Motor Assembly
W
B


G
G
W
W

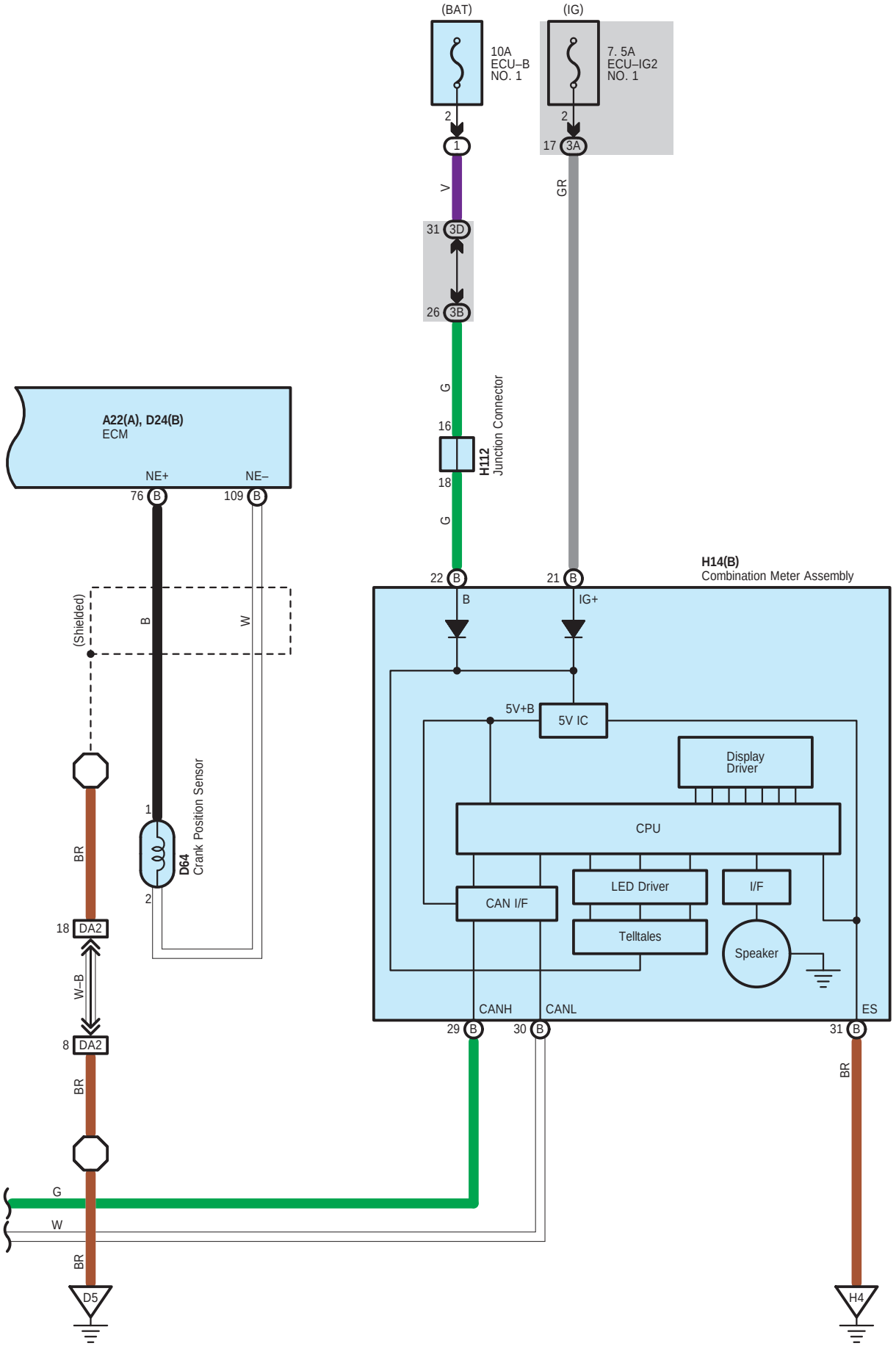
(BAT)
(IG)
10A
ECU–B
NO. 1
7. 5A
ECU–IG2
NO. 1
2
1
V
31 3D
26 3B
17 3A
GR
G
16
H112
Junction Connector
18
G
A22(A), D24(B)
ECM
NE+
NE–
76 B
109 B
22 B
21 B
H14(B)
Combination Meter Assembly
B
IG+
(Shielded)
B
W
5V+B
5V IC
Display
Driver
CPU
LED Driver
I/F
CAN I/F
Telltales
Speaker
1
D64
Crank Position Sensor
2
BR
18 DA2
W–B
8 DA2
BR
CANH
CANL
ES
29 B
30 B
31 B
BR
G
W
BR
D5
H4

A 16
Black

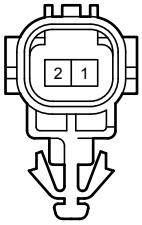


A 22
Black

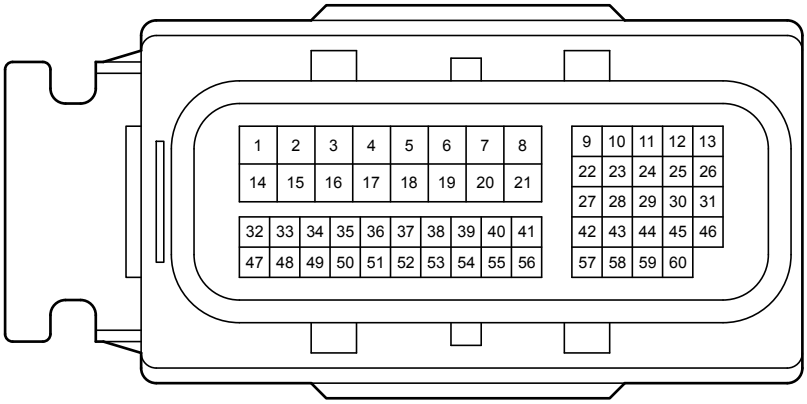


A 24
Black

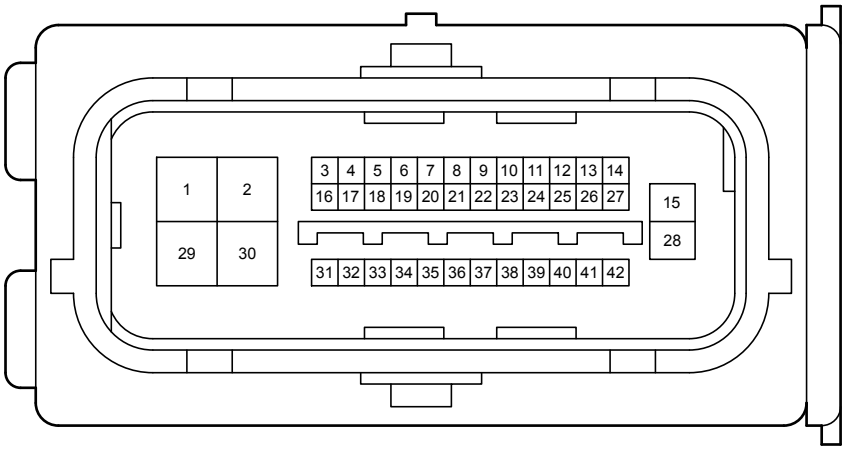


A 28
White

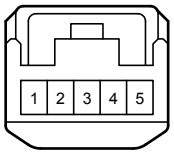


A 34
Black




A 35
White

A 39
Black

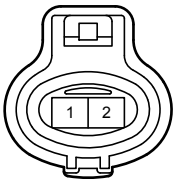


A 44
Black

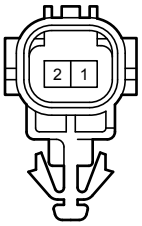


A 61
Gray

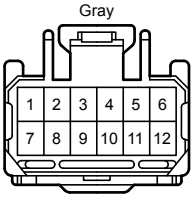


A 62
White

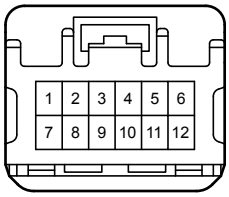


A 63
Gray




A 65
Gray

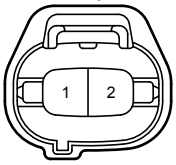


A 67
Black

D 15
Black

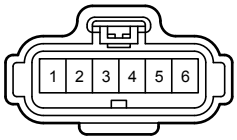

D 24

Black

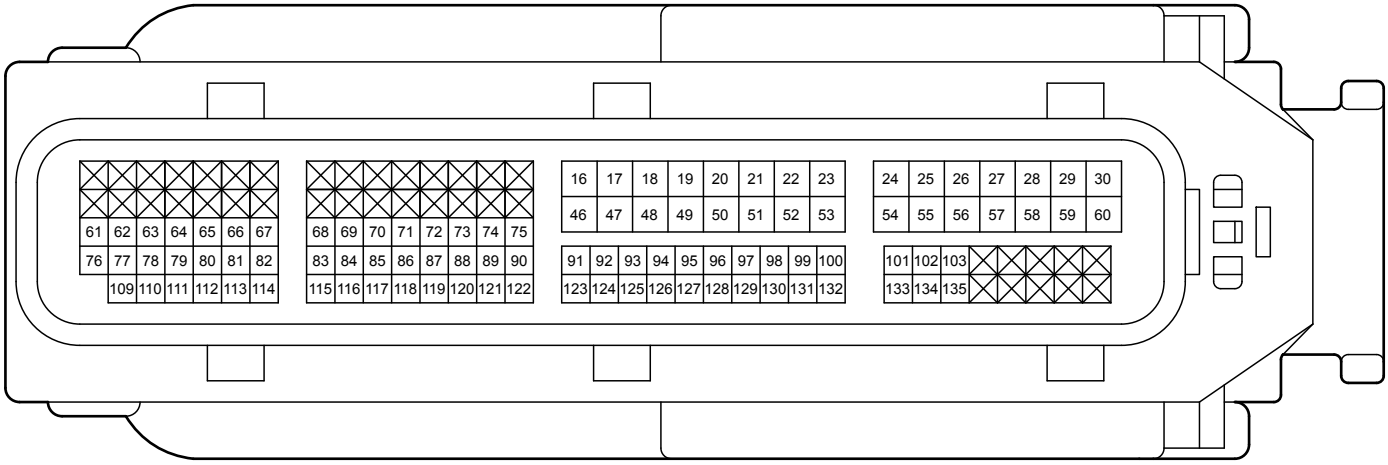


D 64

Black

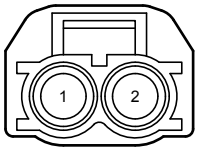


H 9

White

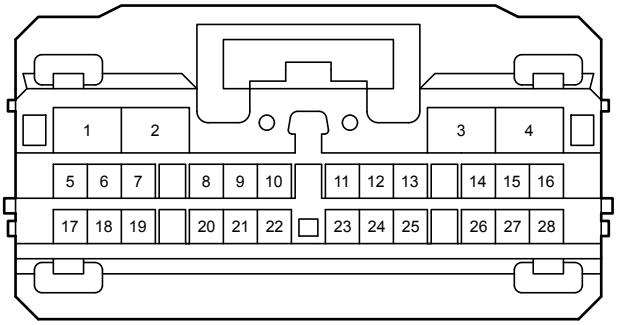


H 10

White

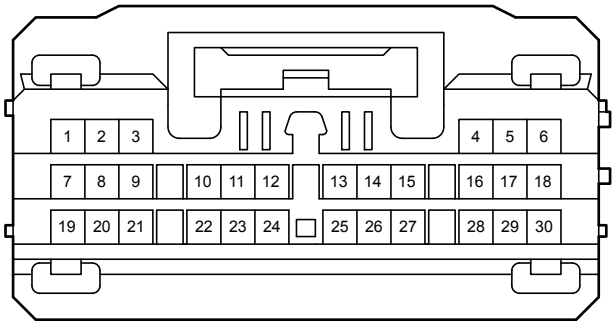


H 14

Black

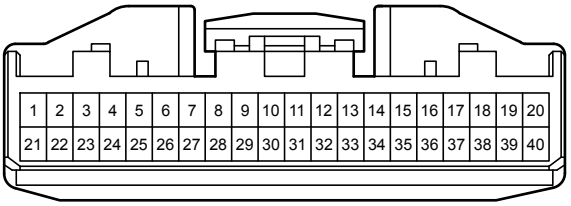


H 23

Blue

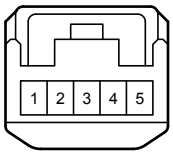


H 29

Black

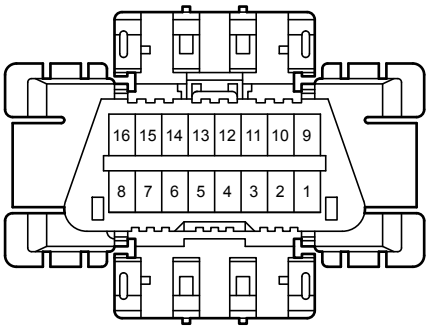


H 36

Yellow

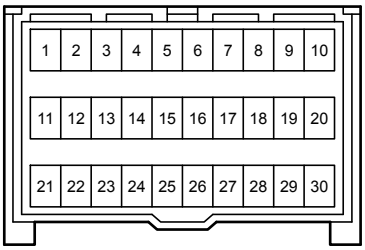

H 71
Black

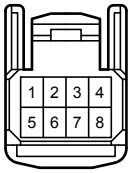


H111
Gray

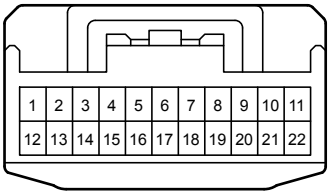


H112
White

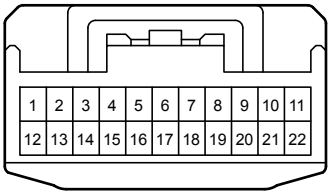


H116
White

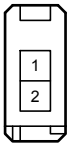


H117
White

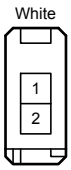


H118
White

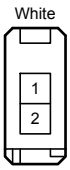


H119
White

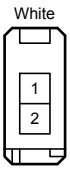


H120
White

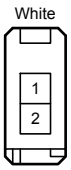


H122
White

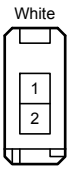


H125
White

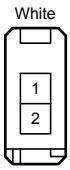


H130
White

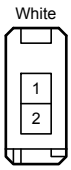


H131
White

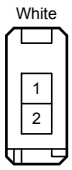


H195
Black

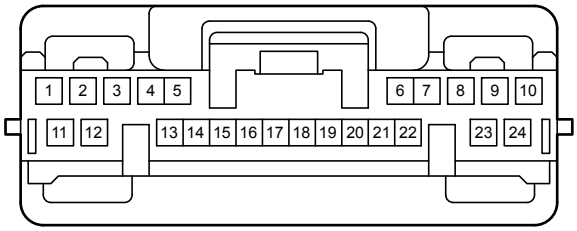


H197
White

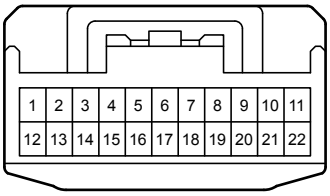


H207
White

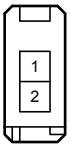


H208
White

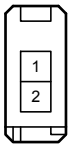


H212
Gray

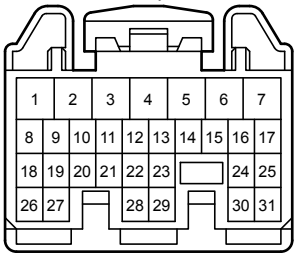


Q 7
Black

Q 20

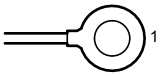


b 1
Black

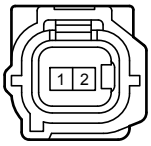


b 2
Black

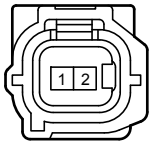


1F
White

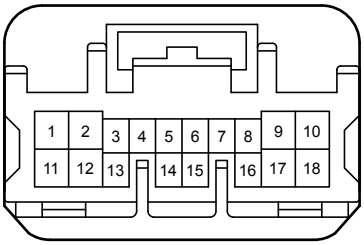


1G
White

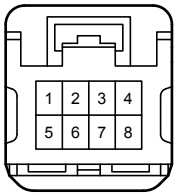


1I

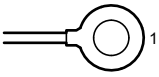


3A
White

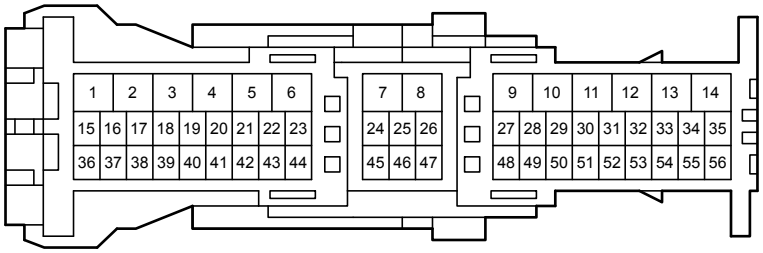

3B
White

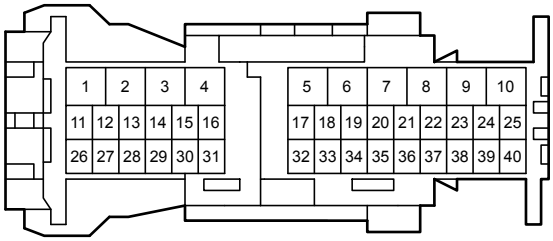


3D
White

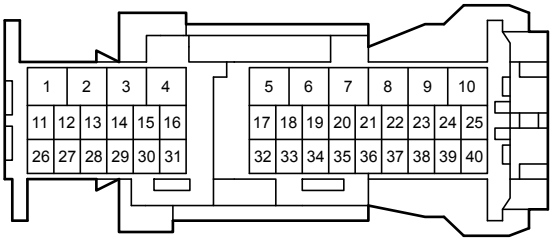


AA2
White

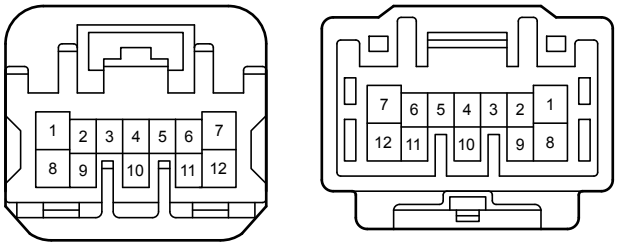


AH1
White

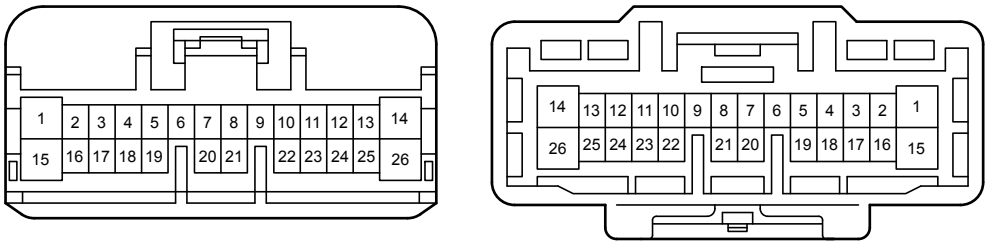


DA2
White

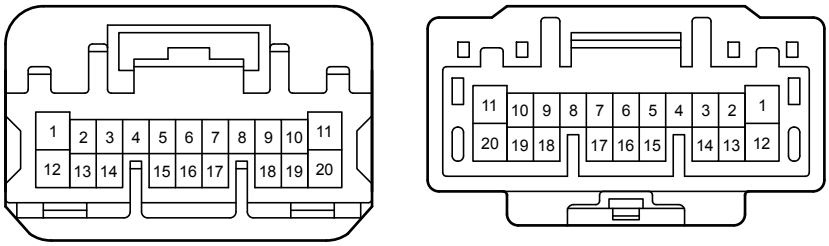


HA7
Gray

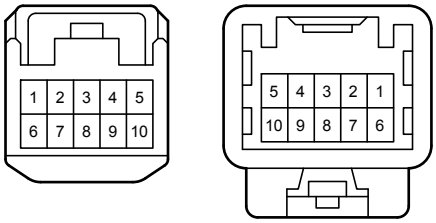

HA8
Gray

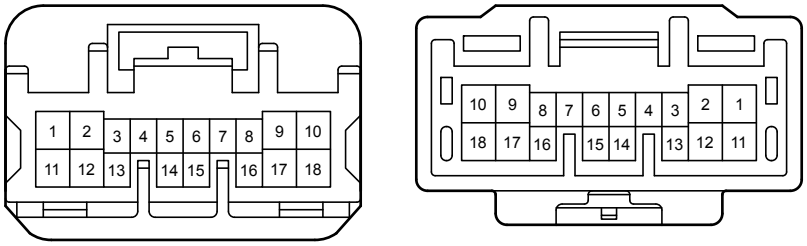


HQ1
White

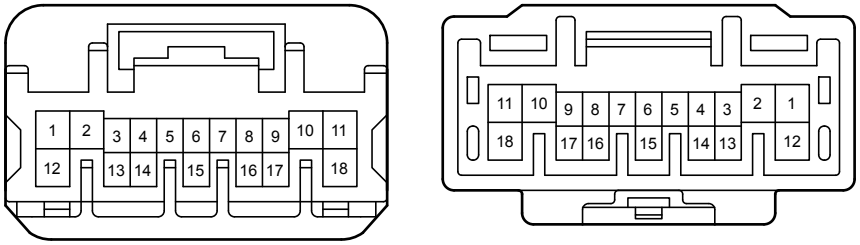


PA1
Blue

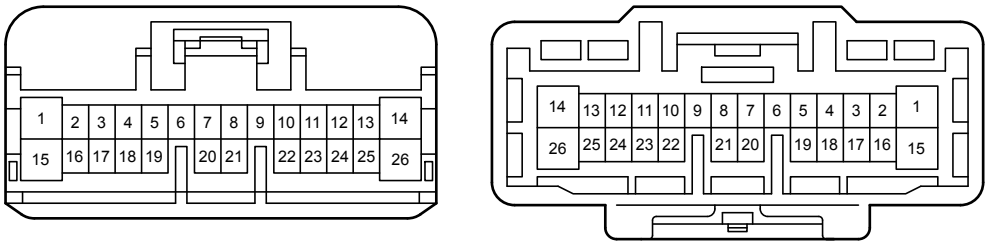


PA3
Blue

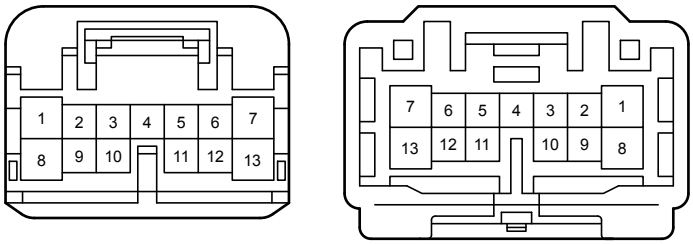


QA1
Gray

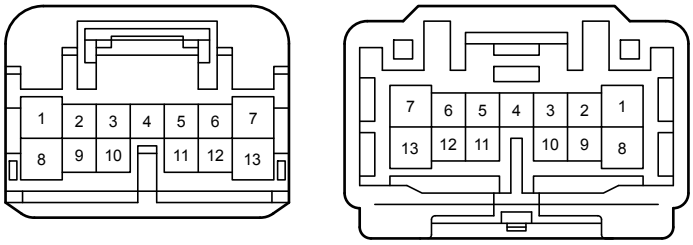


SA1
Black

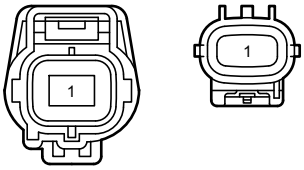

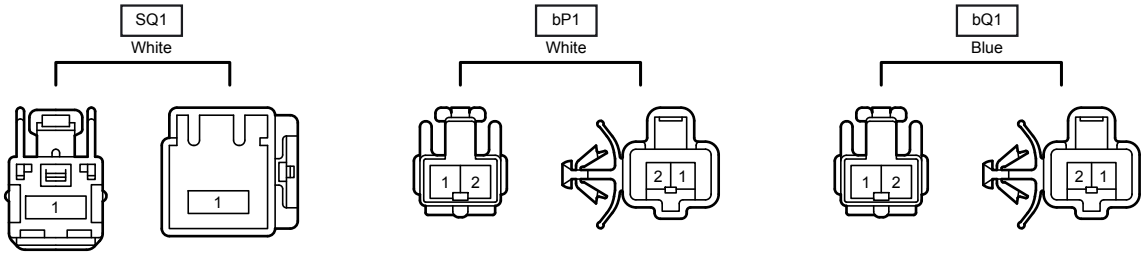
SQ1
White
1
1
bP1
White
1
2
2
1
bQ1
Blue
1
2
2
1