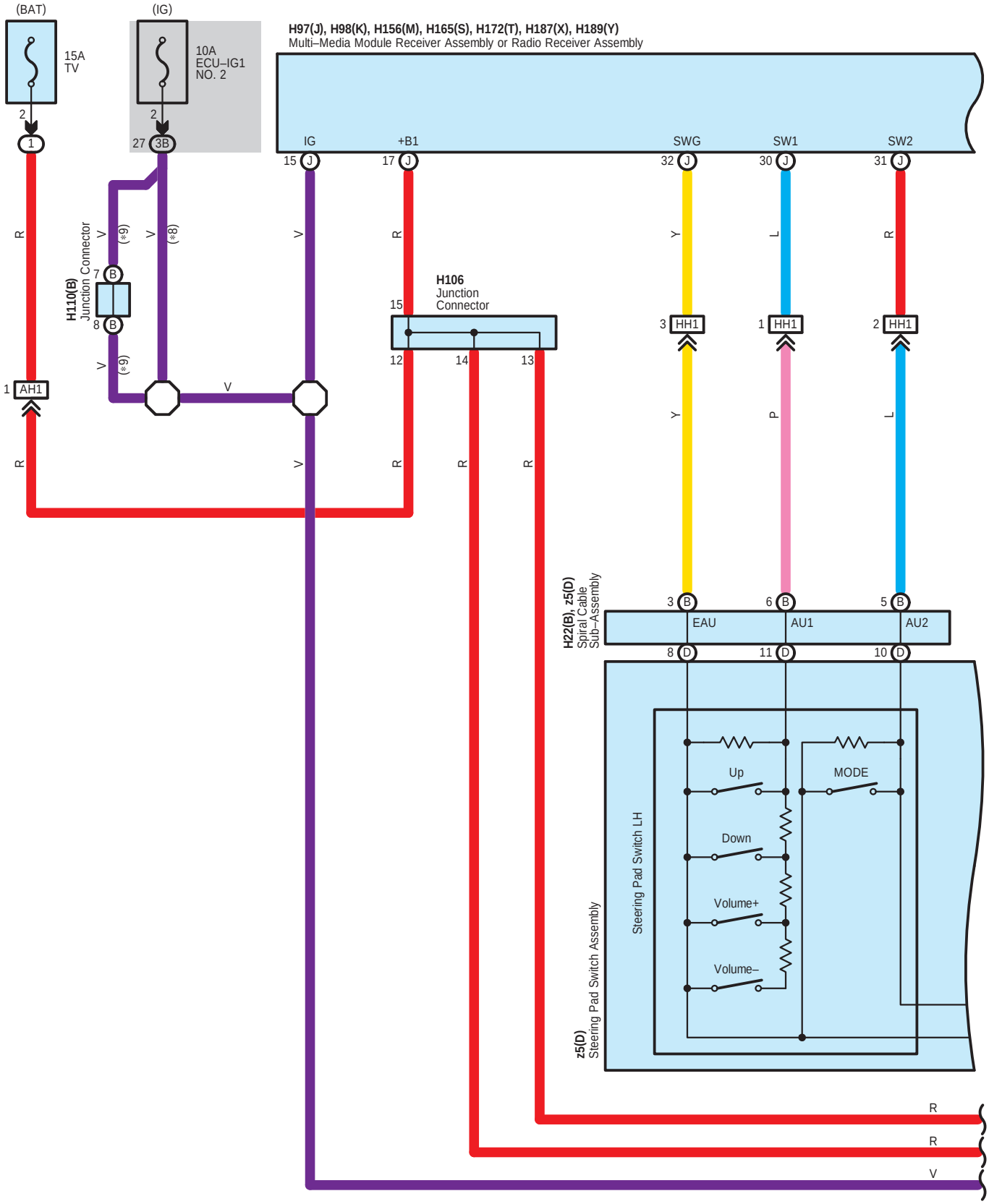
(BAT)
(IG)
15A
TV
10A
ECU–IG1
NO. 2
H97(J), H98(K), H156(M), H165(S), H172(T), H187(X), H189(Y)
Multi–Media Module Receiver Assembly or Radio Receiver Assembly
IG
+B1
SWG
SW1
SW2
H110(B)
Junction Connector
H106
Junction
Connector
AH1
HH1
H22(B), z5(D)
Spiral Cable
Sub–Assembly
EAU
AU1
AU2
Up
MODE
Down
Volume+
Volume–
Steering Pad Switch LH
z5(D)
Steering Pad Switch Assembly

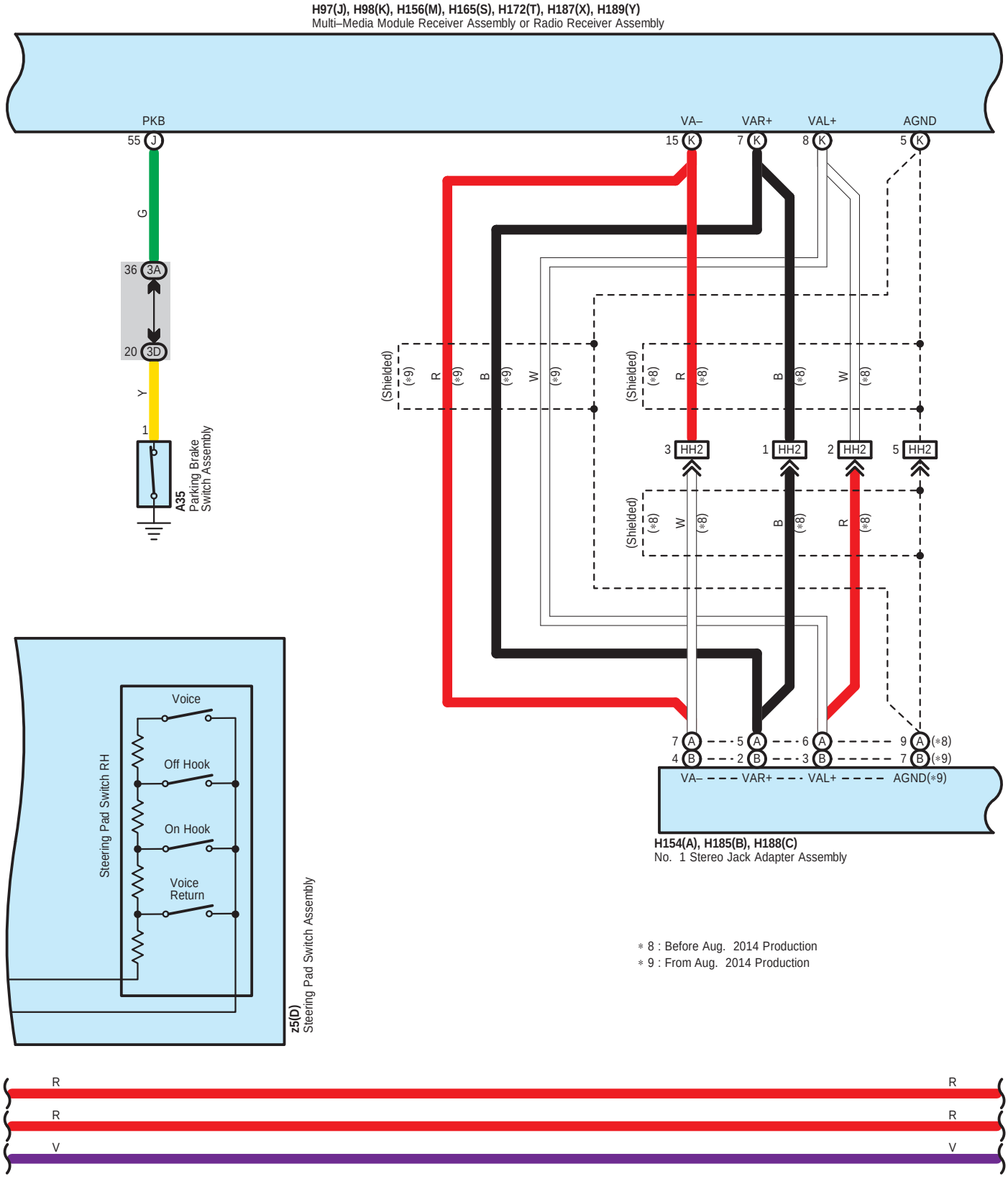
H97(J), H98(K), H156(M), H165(S), H172(T), H187(X), H189(Y)
Multi–Media Module Receiver Assembly or Radio Receiver Assembly
PKB
VA–
VAR+
VAL+
AGND
55 J
15 K
7 K
8 K
5 K
G
36 3A
20 3D
Y
1
A35
Parking Brake Switch Assembly
(Shielded)
(*9)
R
B
W
(*8)
3 HH2
1 HH2
2 HH2
5 HH2
7 A
4 B
5 A
2 B
6 A
3 B
9 A (*8)
7 B (*9)
VA–
VAR+
VAL+
AGND(*9)
H154(A), H185(B), H188(C)
No. 1 Stereo Jack Adapter Assembly
Voice
Off Hook
On Hook
Voice Return
Steering Pad Switch RH
z5(D)
Steering Pad Switch Assembly
* 8 : Before Aug. 2014 Production
* 9 : From Aug. 2014 Production
R
R
V

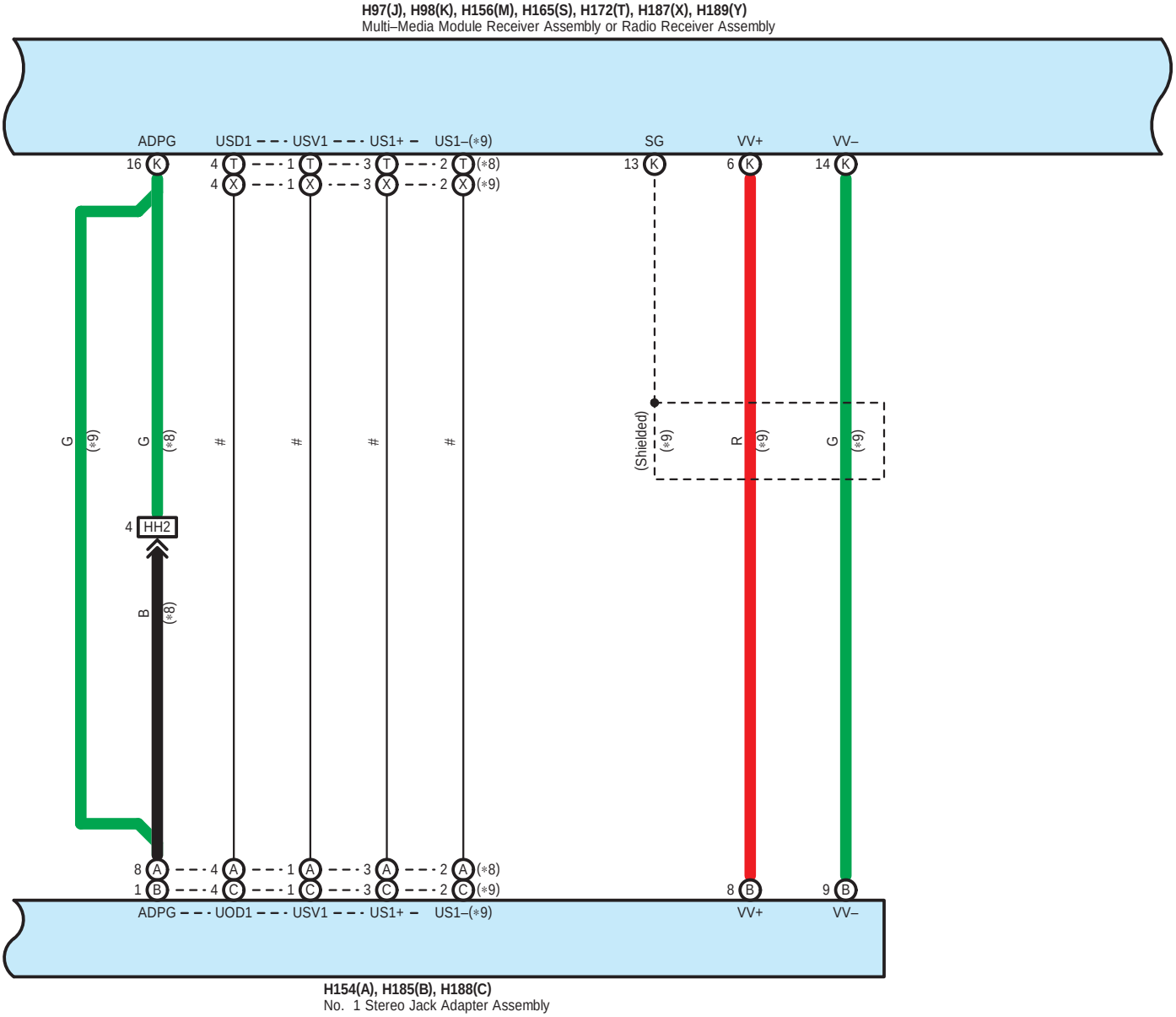


∗ 5 : w/ Cooler Control Switch Assembly
∗ 8 : Before Aug. 2014 Production
∗ 9 : From Aug. 2014 Production

# :There is no wire color information.

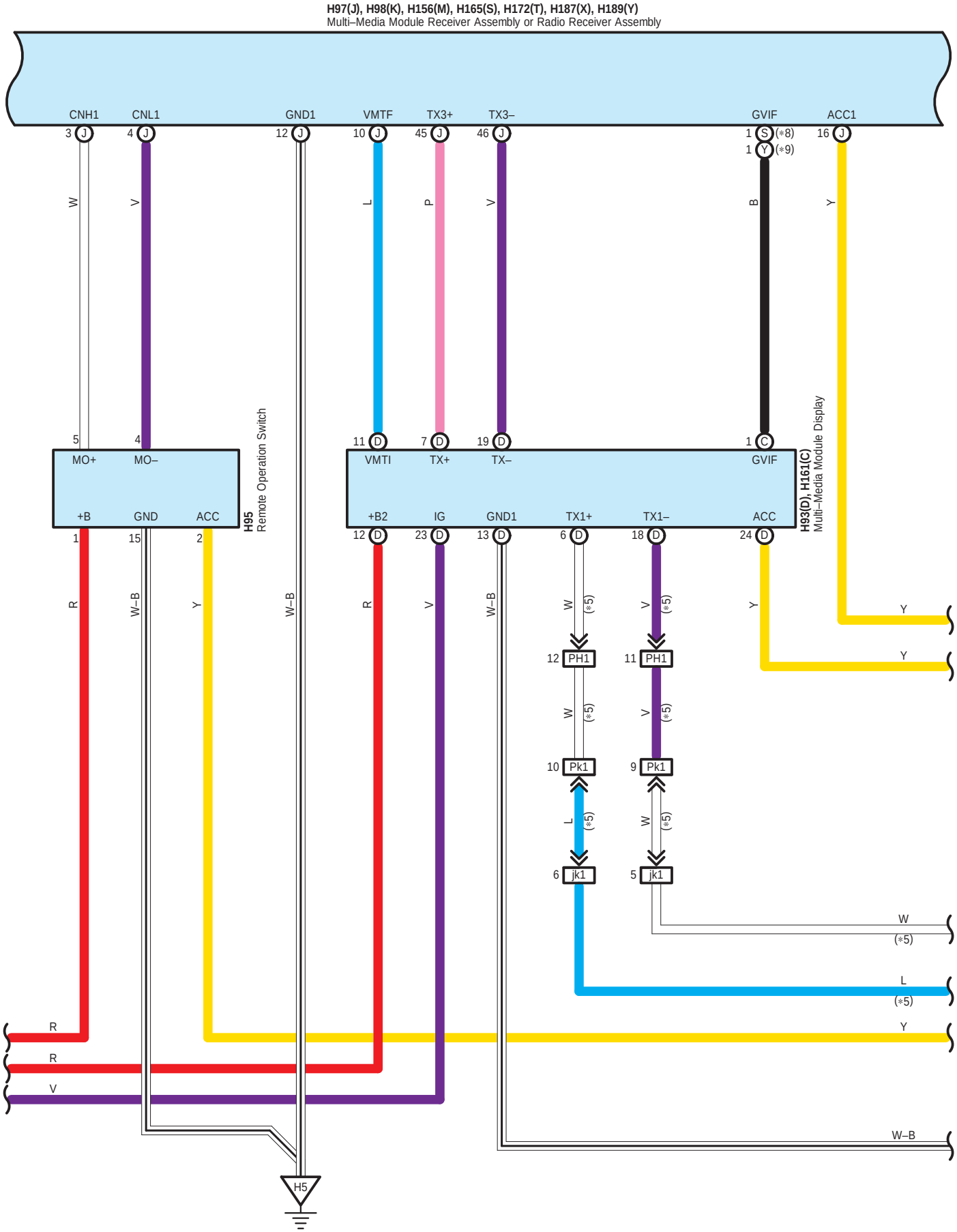
H97(J), H98(K), H156(M), H165(S), H172(T), H187(X), H189(Y)
Multi–Media Module Receiver Assembly or Radio Receiver Assembly
CNH1
CNL1
GND1
VMTF
TX3+
TX3–
GVIF
ACC1
H95
Remote Operation Switch
MO+
MO–
+B
GND
ACC
H93(D), H161(C)
Multi–Media Module Display
VMTI
TX+
TX–
+B2
IG
TX1+
TX1–
PH1
Pk1
jk1
H5

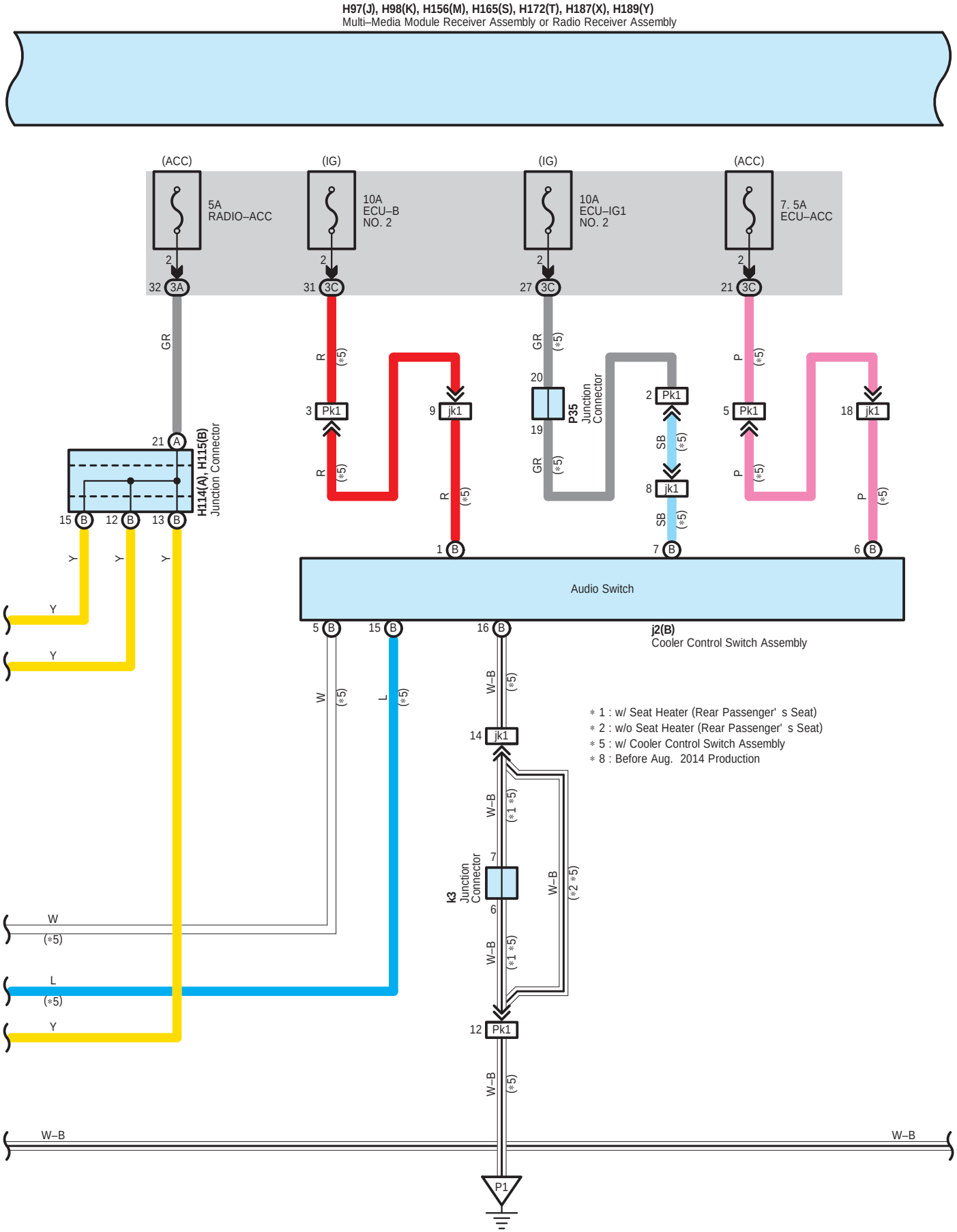
H97(J), H98(K), H156(M), H165(S), H172(T), H187(X), H189(Y)
Multi–Media Module Receiver Assembly or Radio Receiver Assembly
(ACC)
5A
RADIO–ACC
(IG)
10A
ECU–B
NO. 2
(IG)
10A
ECU–IG1
NO. 2
(ACC)
7. 5A
ECU–ACC
32 3A
31 3C
27 3C
21 3C
H114(A), H115(B)
Junction Connector
P35
Junction
Connector
Audio Switch
j2(B)
Cooler Control Switch Assembly
k3
Junction
Connector
P1
∗ 1 : w/ Seat Heater (Rear Passenger' s Seat)
∗ 2 : w/o Seat Heater (Rear Passenger' s Seat)
∗ 5 : w/ Cooler Control Switch Assembly
∗ 8 : Before Aug. 2014 Production

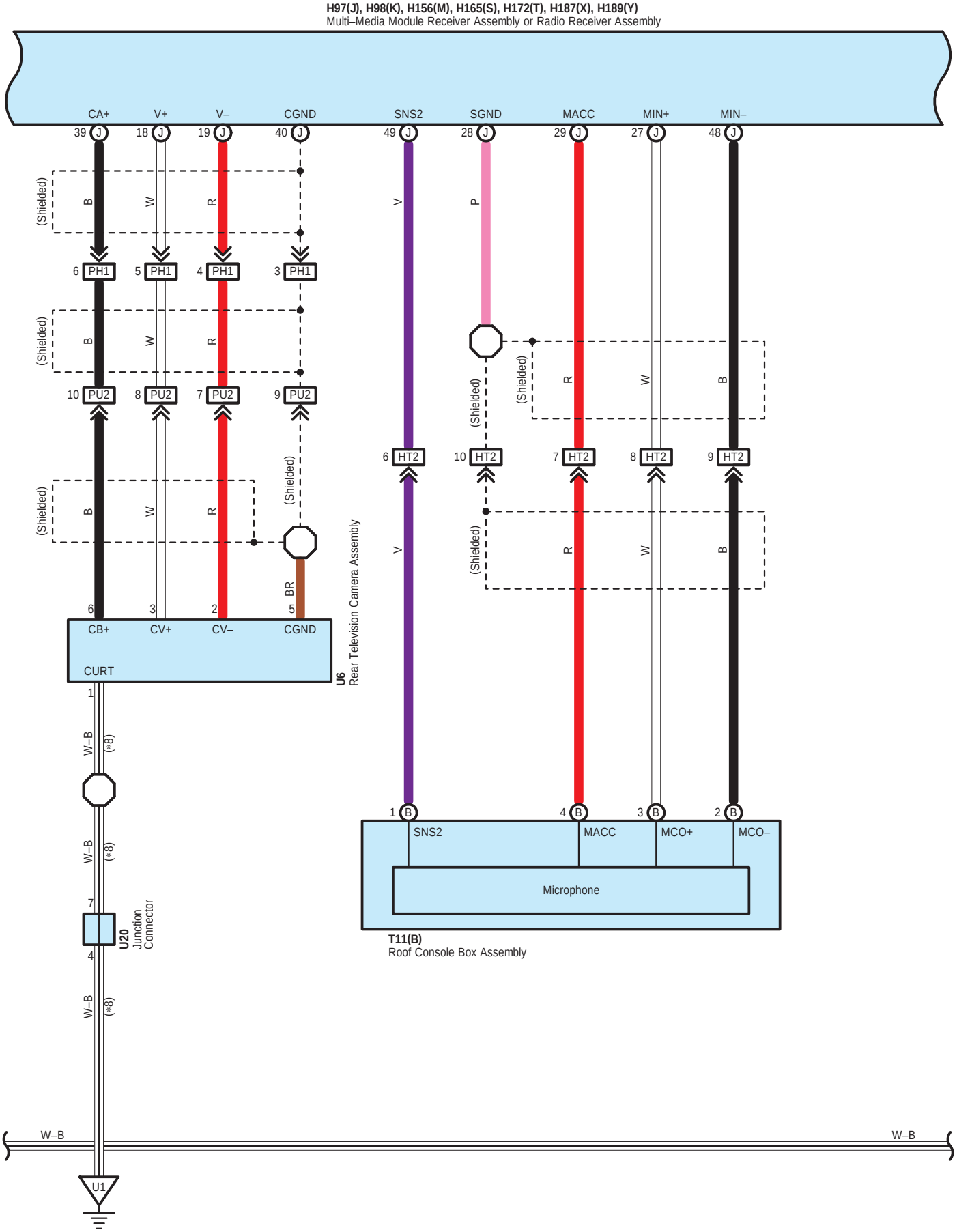
H97(J), H98(K), H156(M), H165(S), H172(T), H187(X), H189(Y)
Multi–Media Module Receiver Assembly or Radio Receiver Assembly
CA+
V+
V–
CGND
SNS2
SGND
MACC
MIN+
MIN–
39 J
18 J
19 J
40 J
49 J
28 J
29 J
27 J
48 J
(Shielded)
B
W
R
V
P
6 PH1
5 PH1
4 PH1
3 PH1
10 PU2
8 PU2
7 PU2
9 PU2
6 HT2
10 HT2
7 HT2
8 HT2
9 HT2
BR
6
3
2
5
CB+
CV+
CV–
CGND
CURT
U6
Rear Television Camera Assembly
1
W–B
(*8)
7
4
U20
Junction Connector
1 B
4 B
3 B
2 B
SNS2
MACC
MCO+
MCO–
Microphone
T11(B)
Roof Console Box Assembly
U1

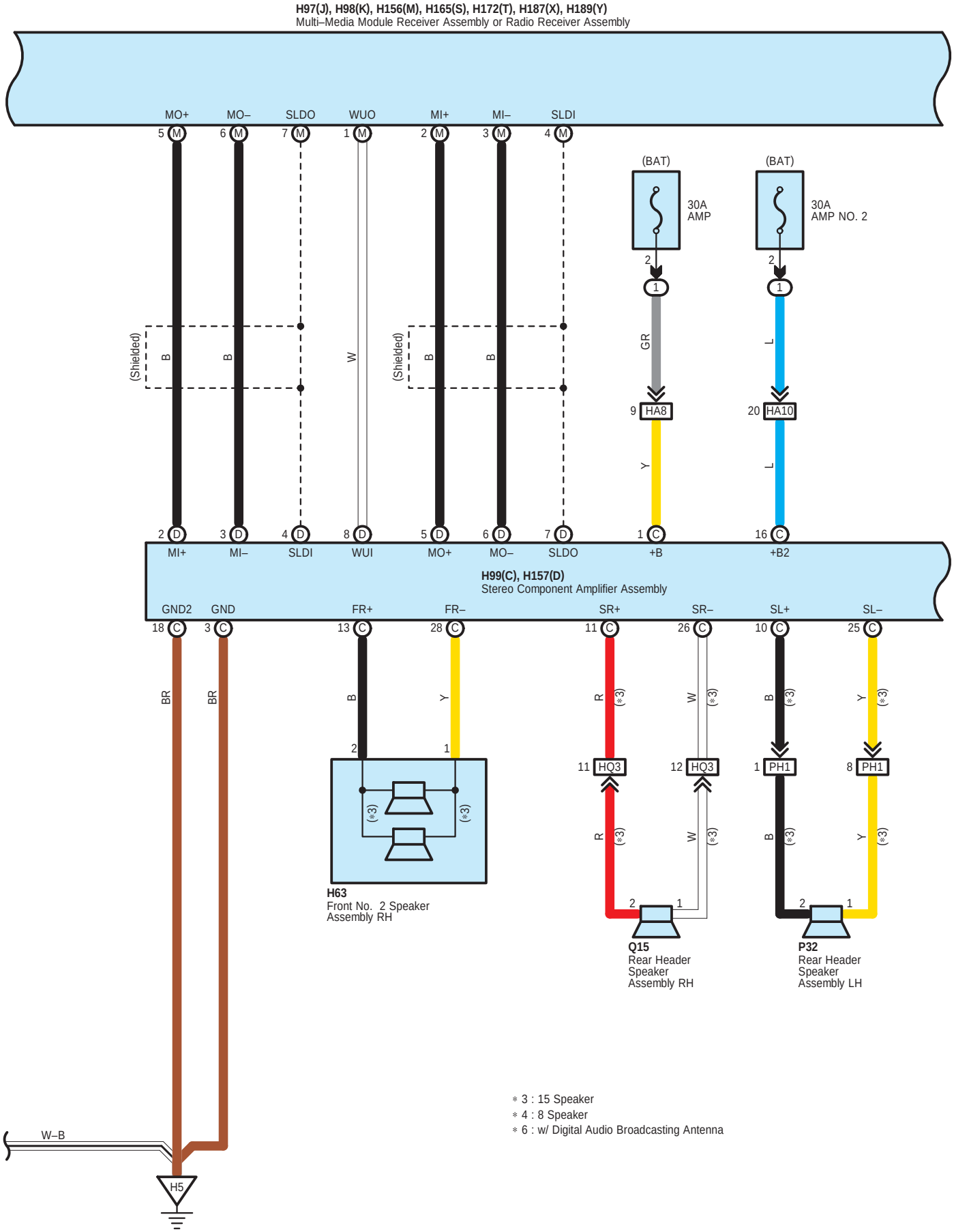


∗ 3 : 15 Speaker
∗ 4 : 8 Speaker
∗ 6 : w/ Digital Audio Broadcasting Antenna

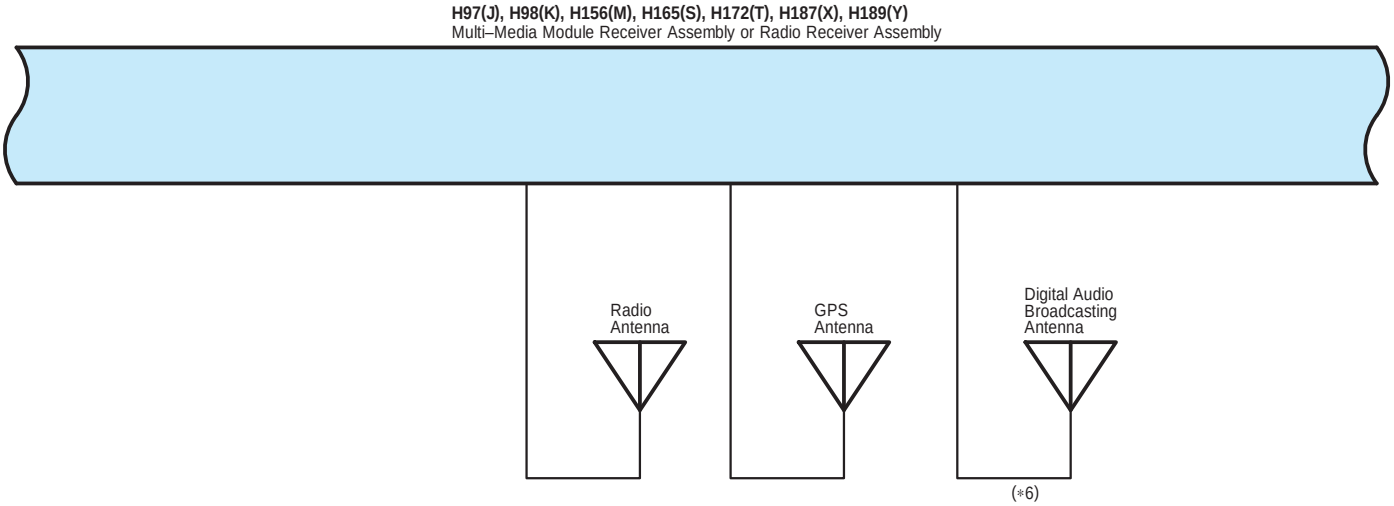
H97(J), H98(K), H156(M), H165(S), H172(T), H187(X), H189(Y)
Multi–Media Module Receiver Assembly or Radio Receiver Assembly
Radio Antenna
GPS Antenna
Digital Audio Broadcasting Antenna
(*6)

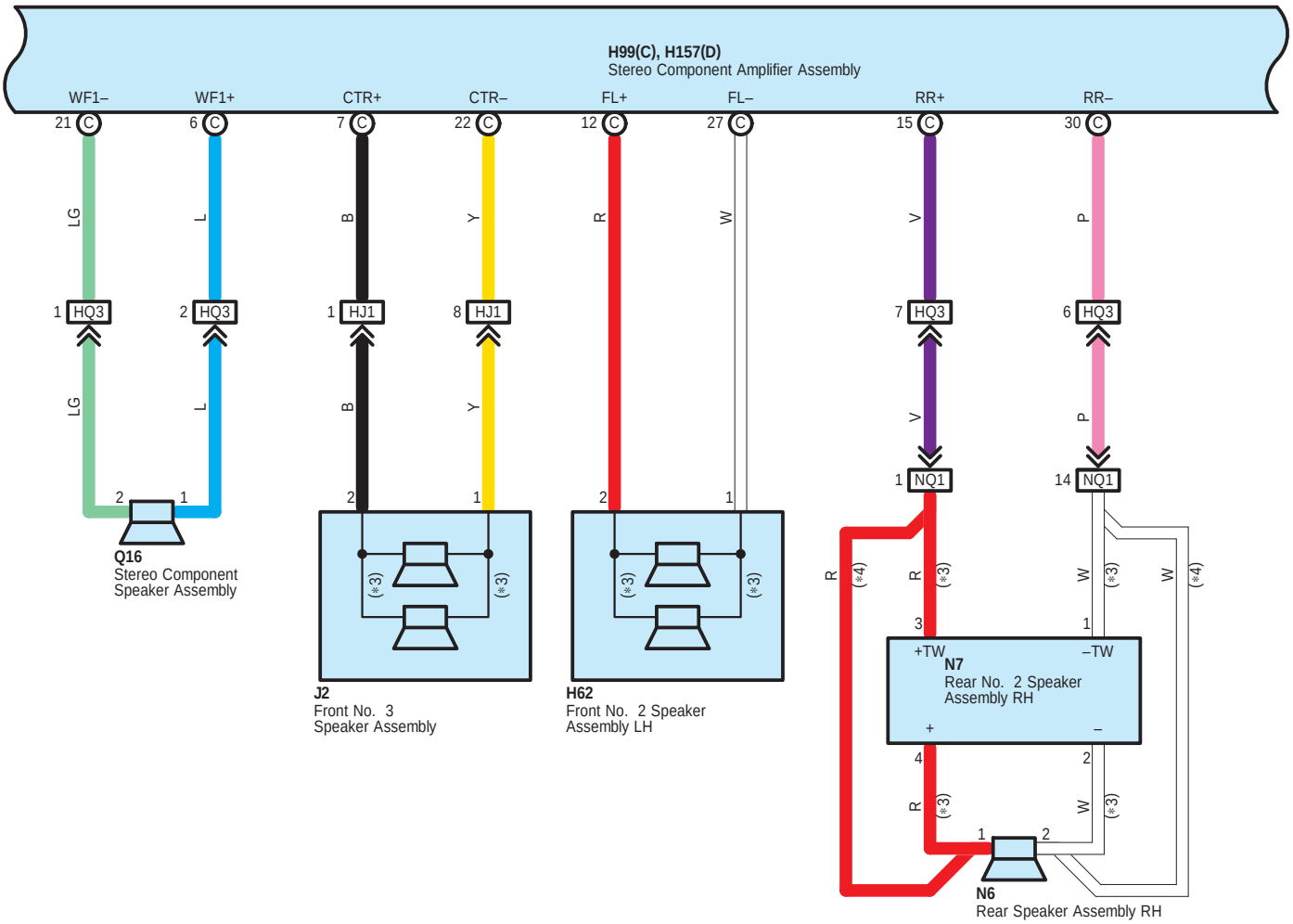
H99(C), H157(D)
Stereo Component Amplifier Assembly
WF1–
WF1+
CTR+
CTR–
FL+
FL–
RR+
RR–
21 C
6 C
7 C
22 C
12 C
27 C
15 C
30 C
LG
L
B
Y
R
W
V
P
1 HQ3
2 HQ3
1 HJ1
8 HJ1
7 HQ3
6 HQ3
1 NQ1
14 NQ1
Q16
Stereo Component Speaker Assembly
(*3)
J2
Front No. 3 Speaker Assembly
H62
Front No. 2 Speaker Assembly LH
(*4)
+TW
–TW
N7
Rear No. 2 Speaker Assembly RH
+
–
N6
Rear Speaker Assembly RH

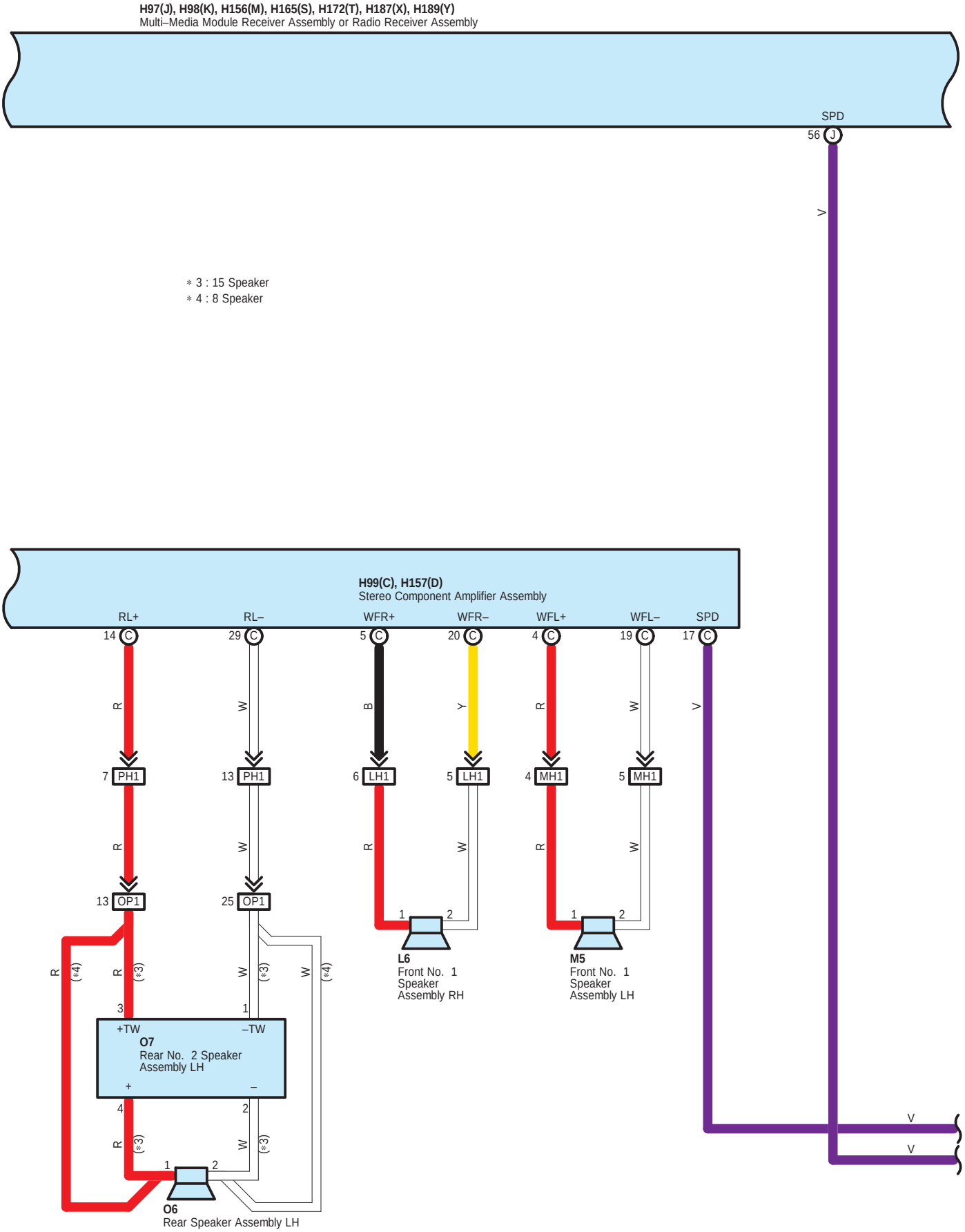
H97(J), H98(K), H156(M), H165(S), H172(T), H187(X), H189(Y)
Multi–Media Module Receiver Assembly or Radio Receiver Assembly
SPD
56 J
V
∗ 3 : 15 Speaker
∗ 4 : 8 Speaker
H99(C), H157(D)
Stereo Component Amplifier Assembly
RL+
RL–
WFR+
WFR–
WFL+
WFL–
SPD
14 C
29 C
5 C
20 C
4 C
19 C
17 C
R
W
B
Y
R
W
V
7 PH1
13 PH1
6 LH1
5 LH1
4 MH1
5 MH1
R
W
R
W
R
W
13 OP1
25 OP1
1
2
1
2
L6
Front No. 1
Speaker
Assembly RH
M5
Front No. 1
Speaker
Assembly LH
R
(∗4)
R
(∗3)
W
(∗3)
W
(∗4)
3
1
+TW
–TW
O7
Rear No. 2 Speaker
Assembly LH
+
–
4
2
R
(∗3)
W
(∗3)
1
2
O6
Rear Speaker Assembly LH
V
V

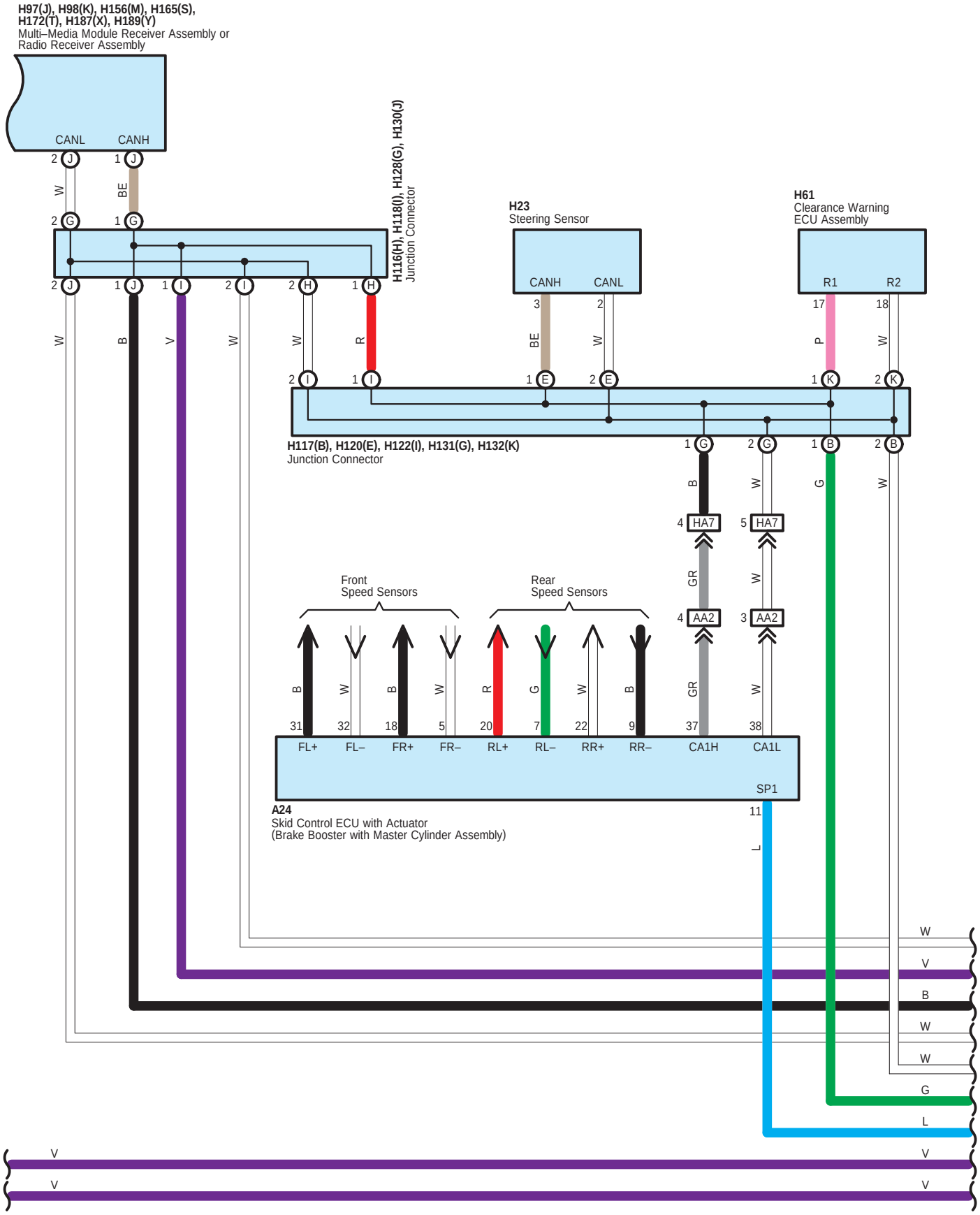
H97(J), H98(K), H156(M), H165(S), H172(T), H187(X), H189(Y)
Multi–Media Module Receiver Assembly or Radio Receiver Assembly
CANL
CANH
H116(H), H118(I), H128(G), H130(J)
Junction Connector
H23
Steering Sensor
CANH
CANL
H61
Clearance Warning ECU Assembly
R1
R2
H117(B), H120(E), H122(I), H131(G), H132(K)
Junction Connector
HA7
AA2
Front Speed Sensors
Rear Speed Sensors
FL+
FL–
FR+
FR–
RL+
RL–
RR+
RR–
CA1H
CA1L
SP1
A24
Skid Control ECU with Actuator
(Brake Booster with Master Cylinder Assembly)

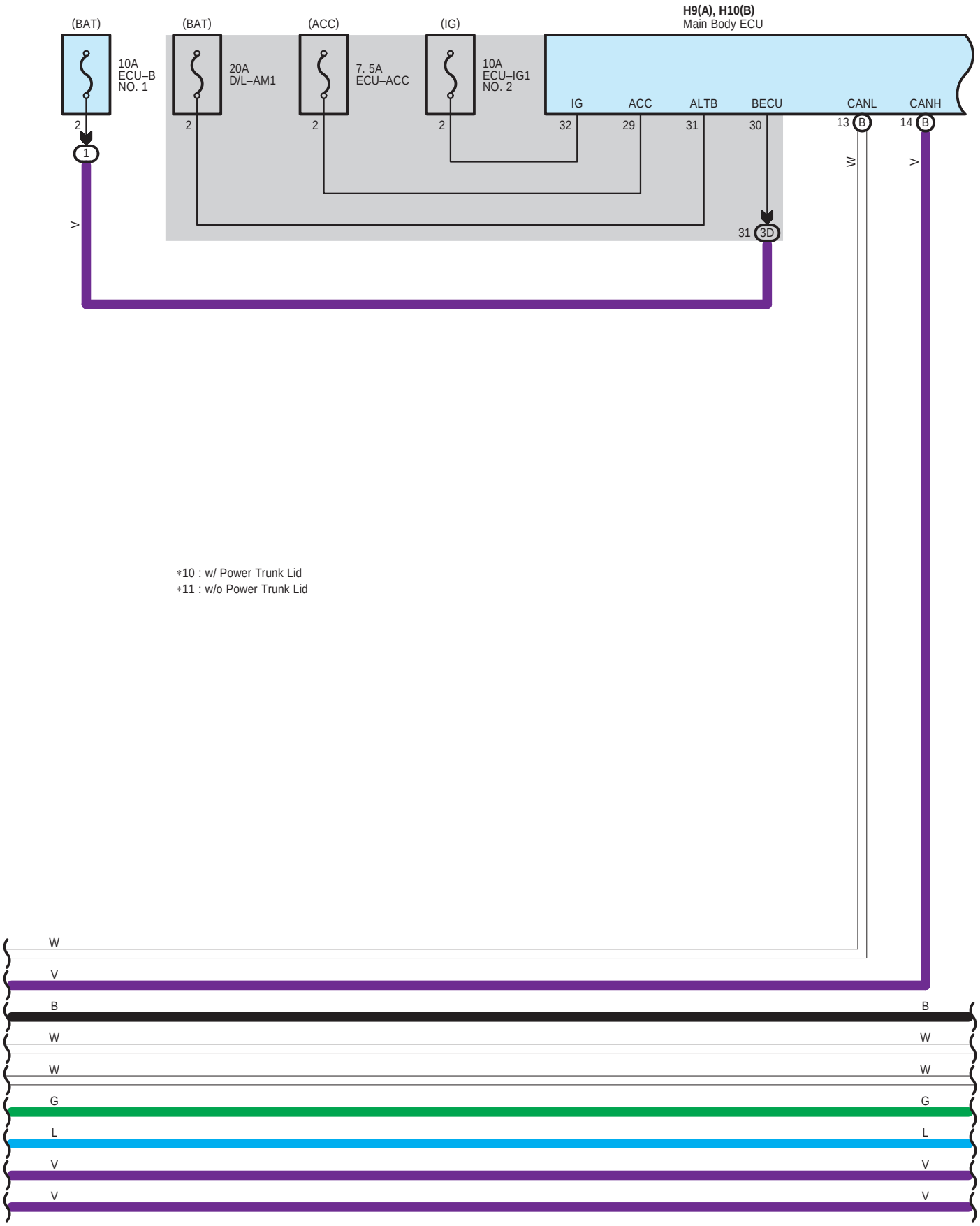
(BAT)
10A
ECU–B
NO. 1
(BAT)
20A
D/L–AM1
(ACC)
7. 5A
ECU–ACC
(IG)
10A
ECU–IG1
NO. 2
H9(A), H10(B)
Main Body ECU
IG
ACC
ALTB
BECU
CANL
CANH
2
1
V
2
2
2
32
29
31
30
31
3D
13
B
14
B
W
V
∗10 : w/ Power Trunk Lid
∗11 : w/o Power Trunk Lid
W
V
B
B
W
W
W
W
G
G
L
L
V
V
V
V

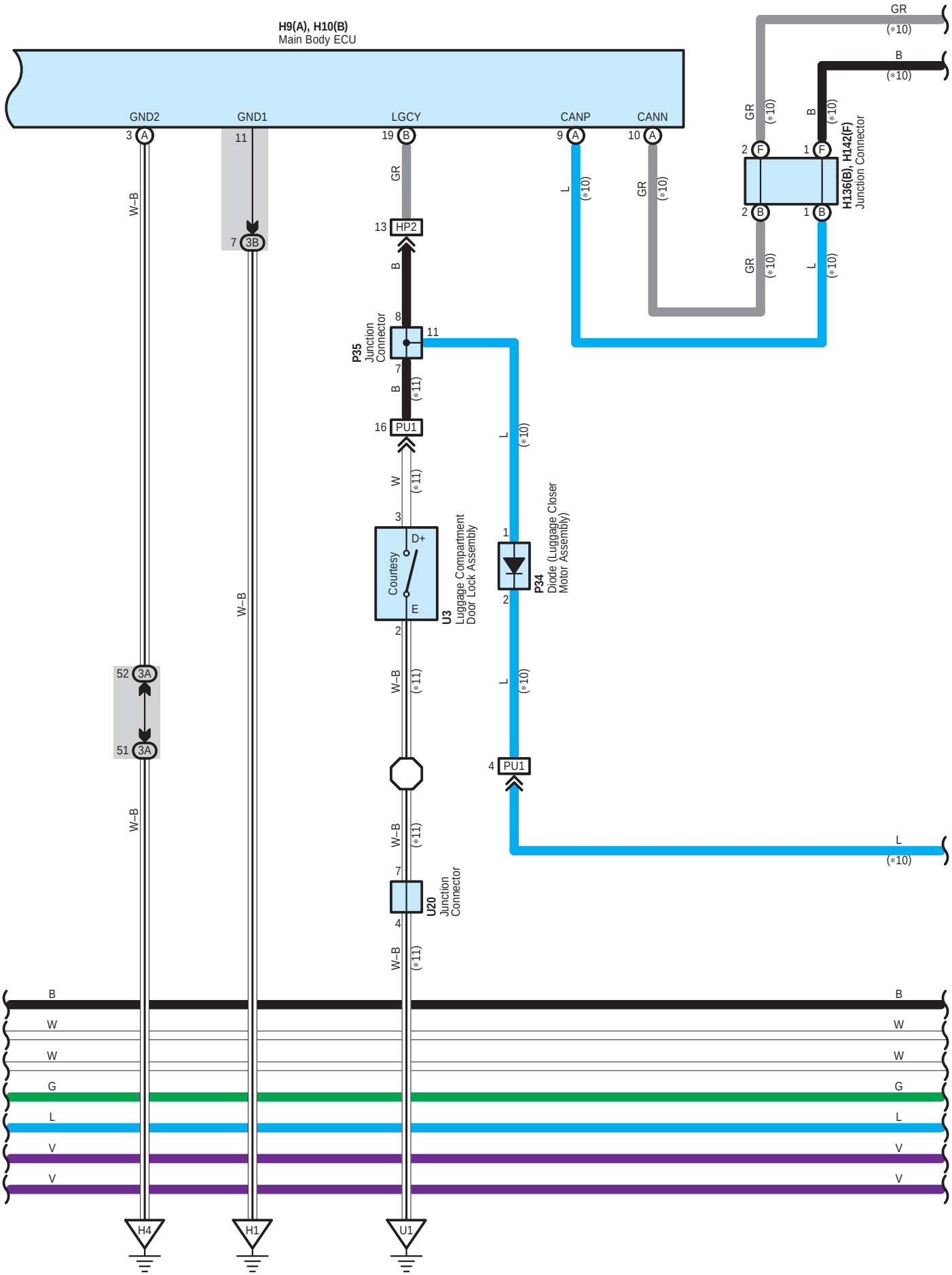
H9(A), H10(B)
Main Body ECU
GND2
GND1
LGCY
CANP
CANN
H136(B), H142(F)
Junction Connector
P35
Junction Connector
U3
Luggage Compartment Door Lock Assembly
Courtesy
D+
E
P34
Diode (Luggage Closer Motor Assembly)
U20
Junction Connector
HP2
PU1
3B
3A
W–B
GR
B
L
W
G
V
(*10)
(*11)
H4
H1
U1

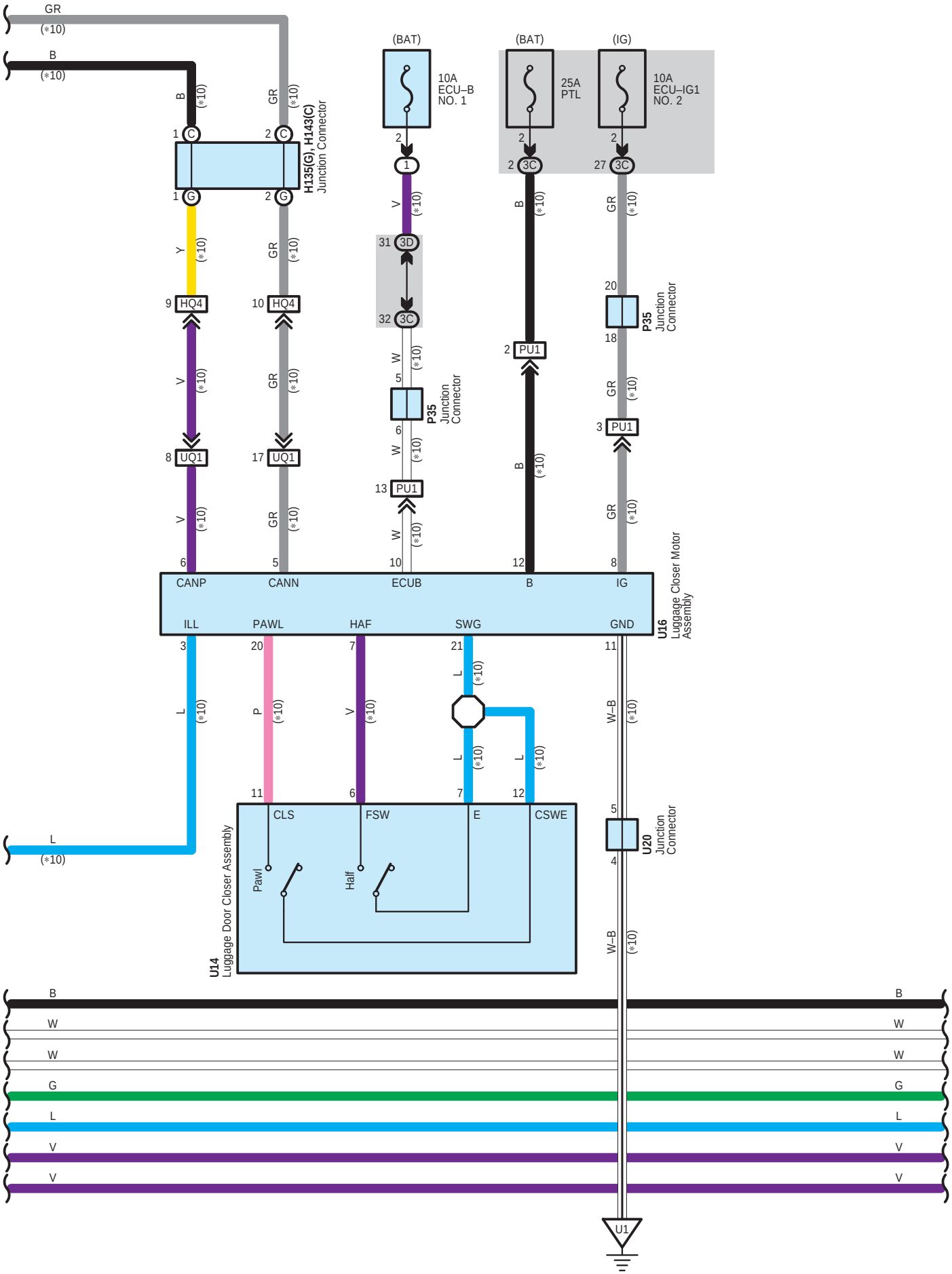
GR
(*10)
B
(*10)
H135(G), H143(C)
Junction Connector
(BAT)
10A
ECU–B
NO. 1
(BAT)
25A
PTL
(IG)
10A
ECU–IG1
NO. 2
HQ4
UQ1
PU1
P35
Junction
Connector
CANP
CANN
ECUB
B
IG
U16
Luggage Closer Motor
Assembly
ILL
PAWL
HAF
SWG
GND
CLS
FSW
E
CSWE
Pawl
Half
U14
Luggage Door Closer Assembly
U20
Junction
Connector
U1

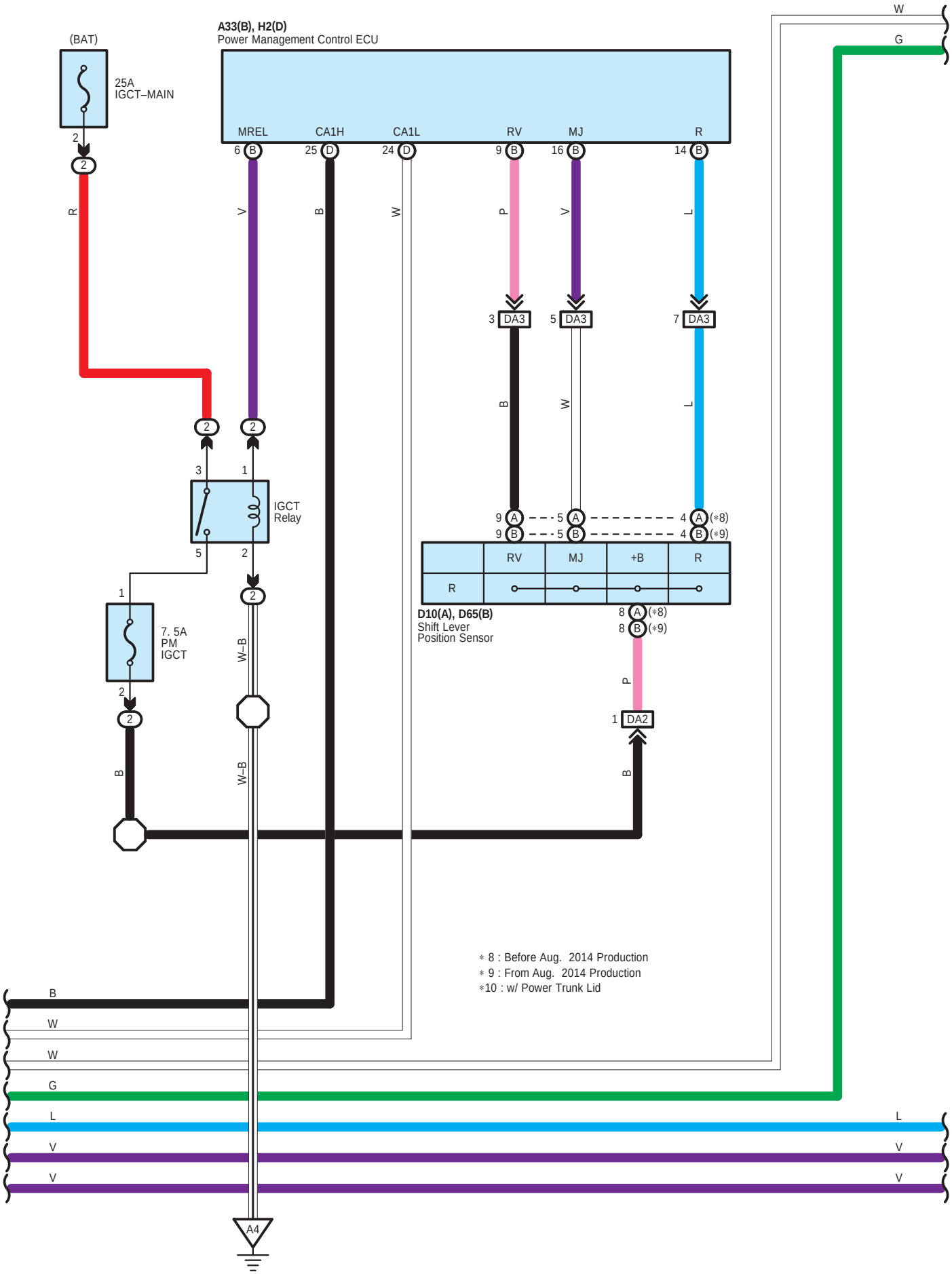
(BAT)
25A
IGCT–MAIN
A33(B), H2(D)
Power Management Control ECU
MREL
CA1H
CA1L
RV
MJ
R
6 B
25 D
24 D
9 B
16 B
14 B
3 DA3
5 DA3
7 DA3
IGCT
Relay
7. 5A
PM
IGCT
9 A
9 B
5 A
5 B
4 A (*8)
4 B (*9)
RV
MJ
+B
R
D10(A), D65(B)
Shift Lever
Position Sensor
8 A (*8)
8 B (*9)
1 DA2
W–B
A4
W
G
L
V
B
* 8 : Before Aug. 2014 Production
* 9 : From Aug. 2014 Production
*10 : w/ Power Trunk Lid

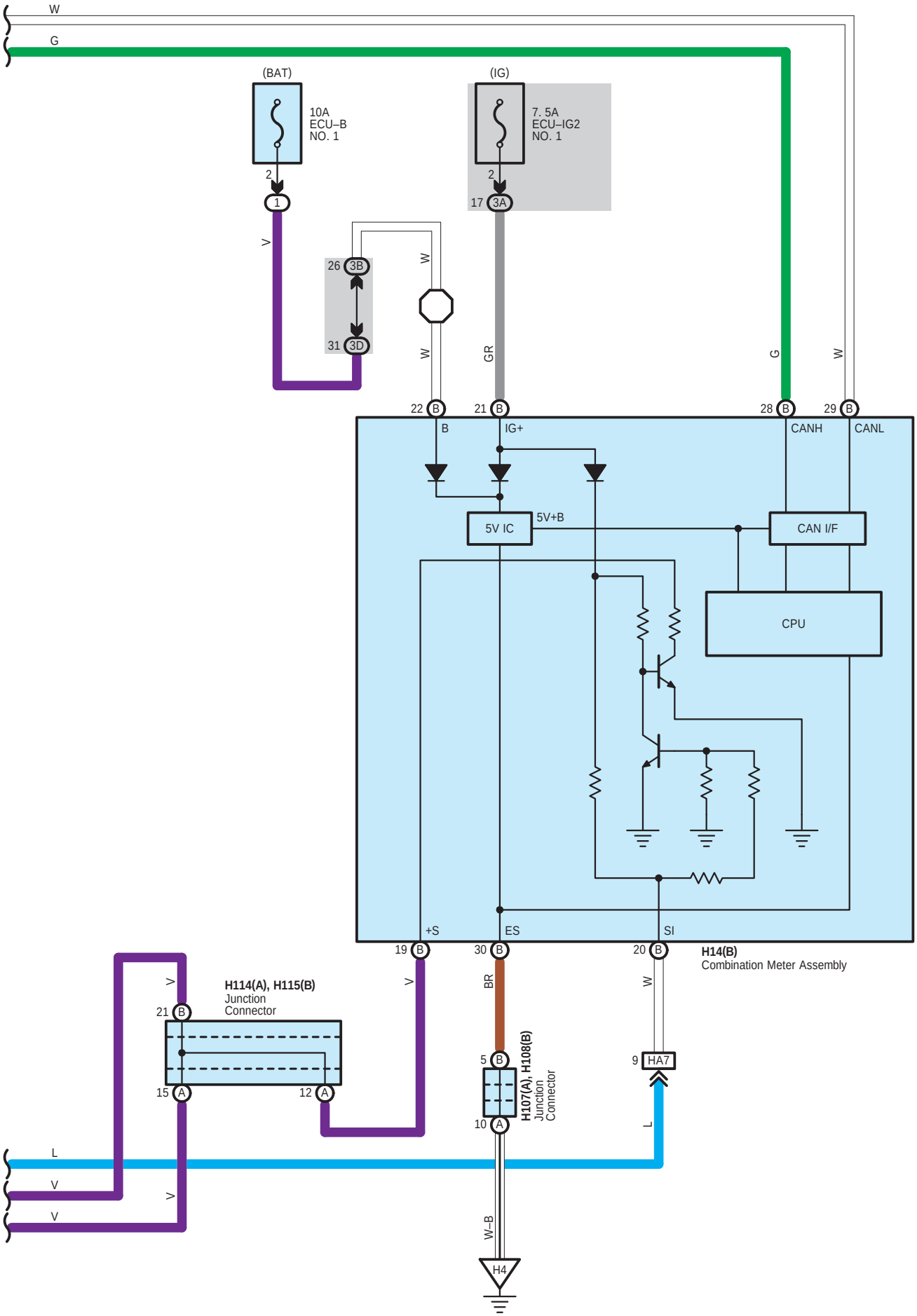
W
G
(BAT)
10A
ECU–B
NO. 1
(IG)
7. 5A
ECU–IG2
NO. 1
2
1
V
26 3B
31 3D
W
W
GR
17 3A
G
W
22 B
21 B
28 B
29 B
B
IG+
CANH
CANL
5V IC
5V+B
CAN I/F
CPU
+S
ES
SI
19 B
30 B
20 B
H14(B)
Combination Meter Assembly
H114(A), H115(B)
Junction
Connector
21 B
15 A
12 A
BR
5 B
10 A
H107(A), H108(B)
Junction
Connector
9 HA7
L
L
V
V
W–B
H4

A 24
Black

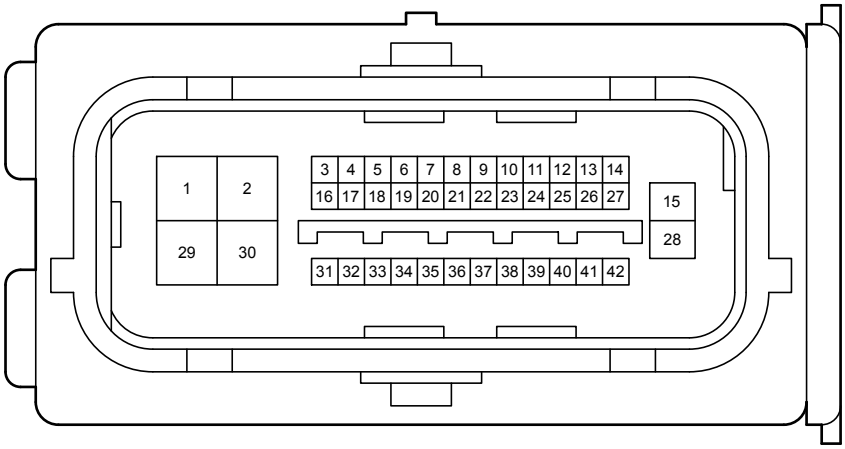


A 33
Gray

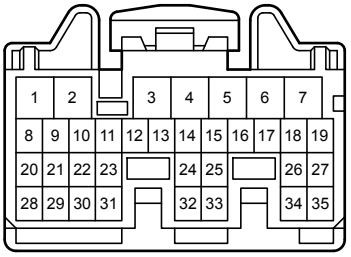


A 35
White

D 10
Gray

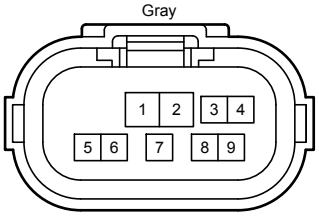


D 65
Gray

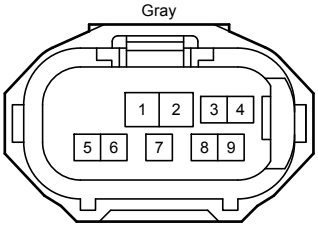


H 2
Gray

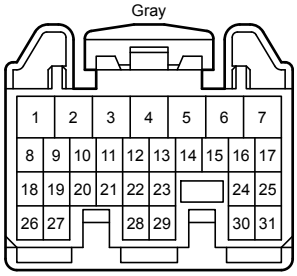


H 9
White

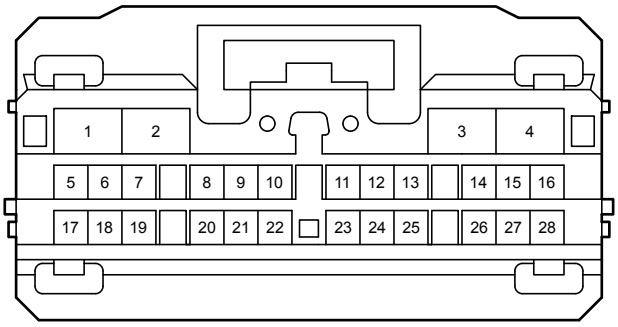


H 10
White

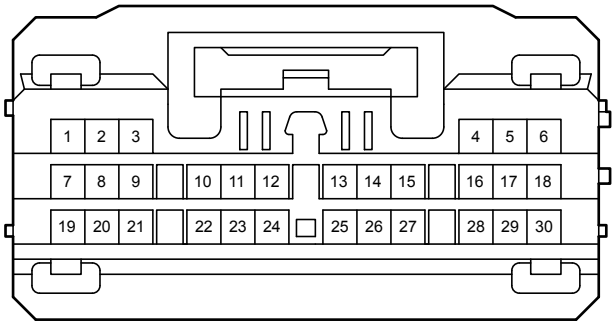


H 14
Black

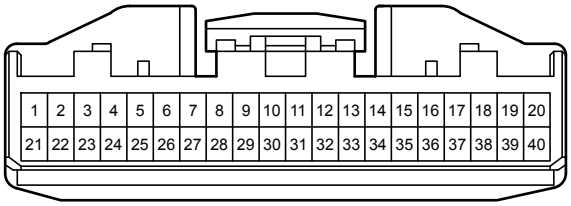

H 22
Black

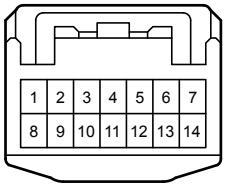


H 23
Blue

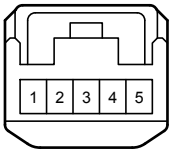


H 61
Black

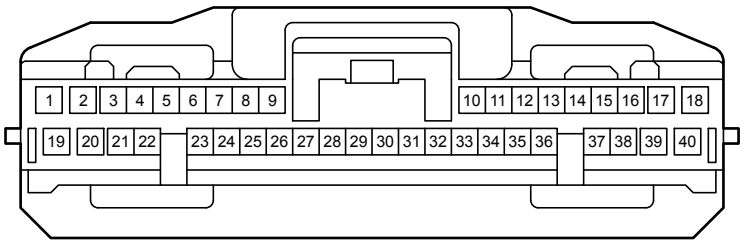


H 62
Black

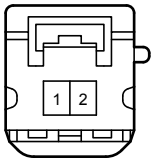


H 63
Black

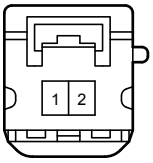


H 93
Black

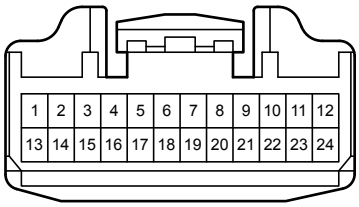


H 95
White




H 97
White

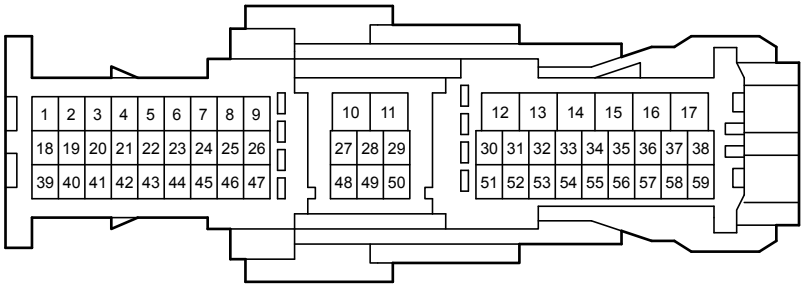


H 98
White




H 99
White

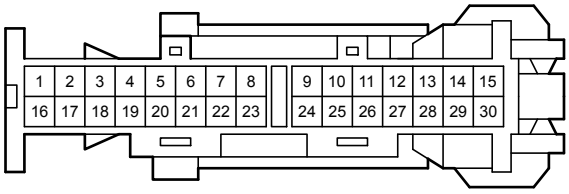


H106
Blue

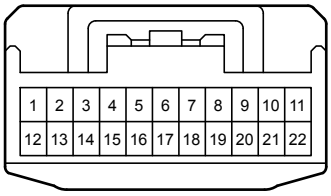


H107
Gray

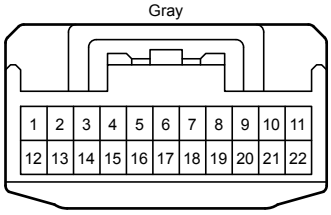


H108
Gray

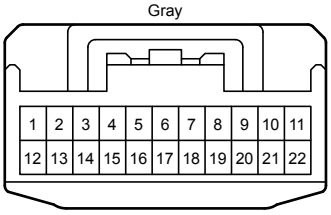


H110
Black

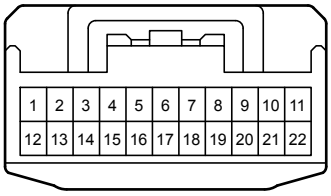

H114
Black

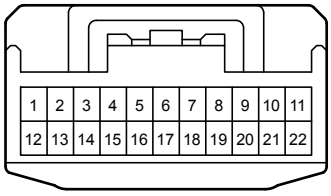


H115
Black

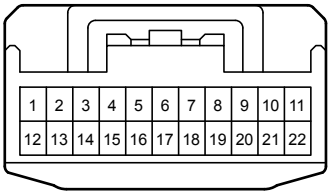


H116
White

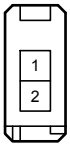


H117
White

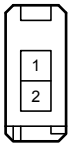


H118
White

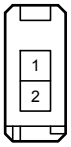


H120
White

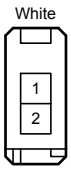


H122
White

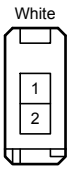


H128
White

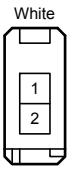


H130
White

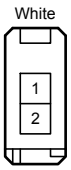


H131
White

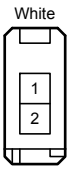


H132
White

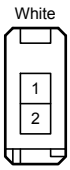


H135
White

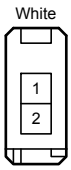


H136
White

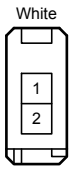


H142
White

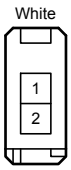


H143
White

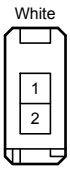


H154
Black

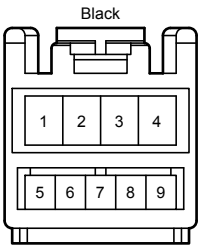


H156
White

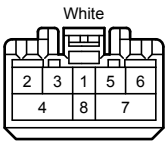


H157
White

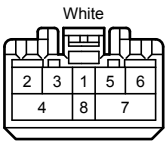


H161
Sky Blue

H165
Sky Blue

H172
Gray

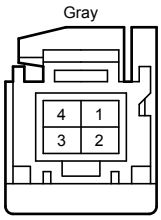


H185
White

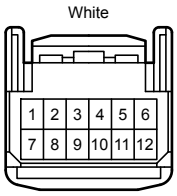


H187
Gray

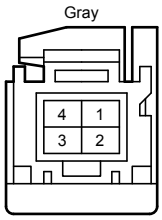


H188
Gray

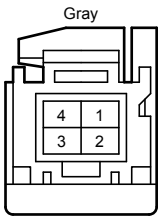


H189
Green

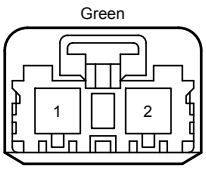


J 2
Black

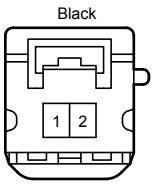


L 6
Black

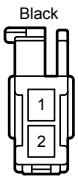


M 5
Black

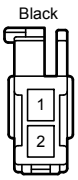


N 6
Black

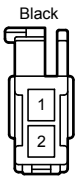


N 7
White

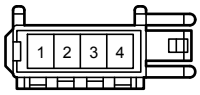


O 6
Black

O 7
White

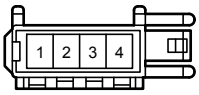


P 32
White

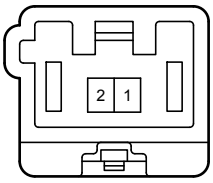


P 34
Black

P 35
White

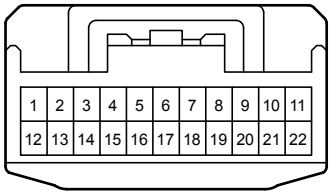


Q 15
White

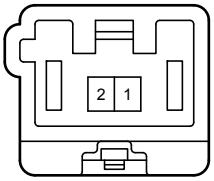


Q 16
Black

T 11
White

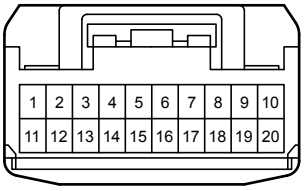


U 3
Black




U 6
Gray

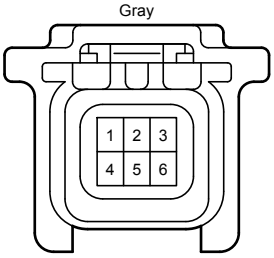


U 14
White

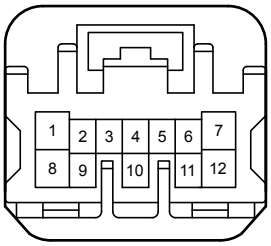


U 16
White

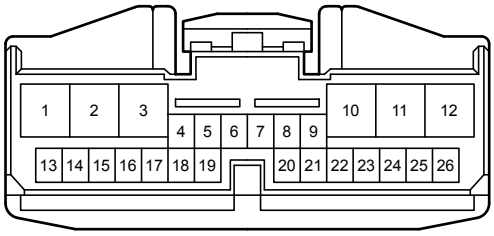


U 20
White

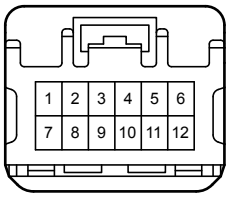


j 2
White

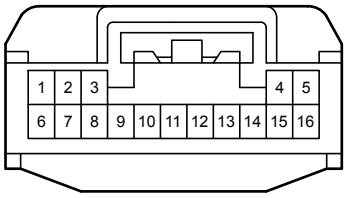


k 3
White

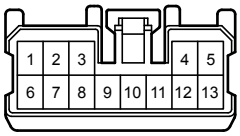


z 5
Black

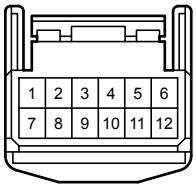


3A
White

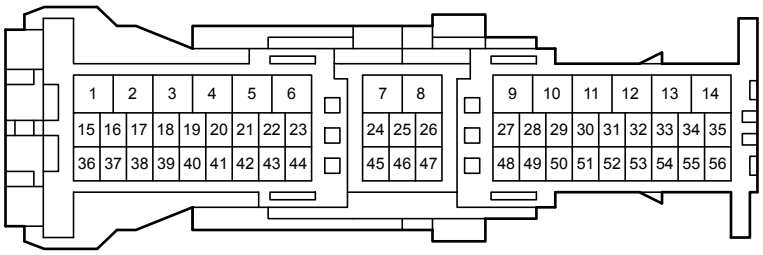


3B
White

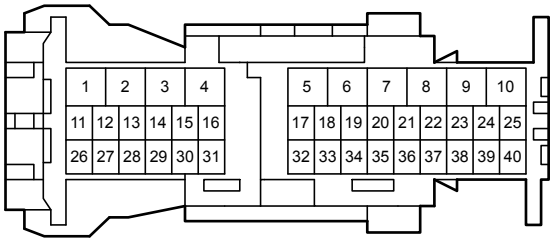


3C
White

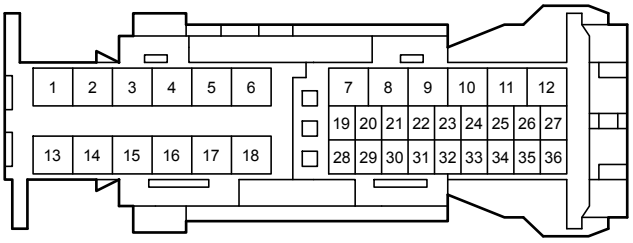

3D
White

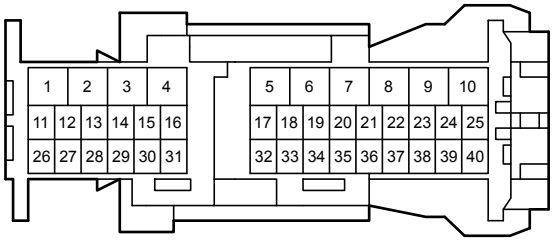


AA2
White

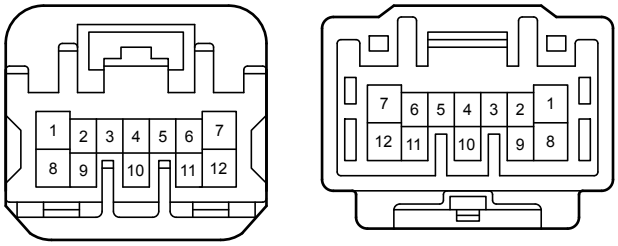


AH1
White

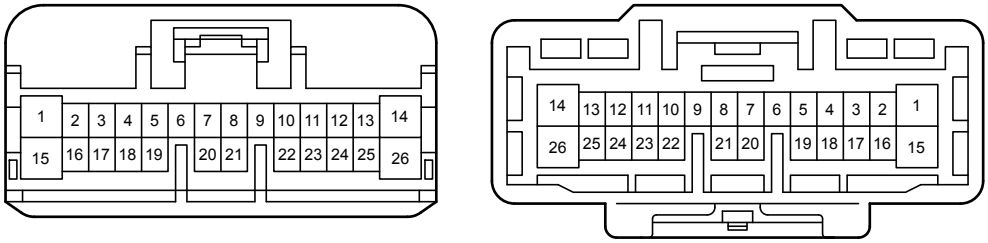


DA2
White

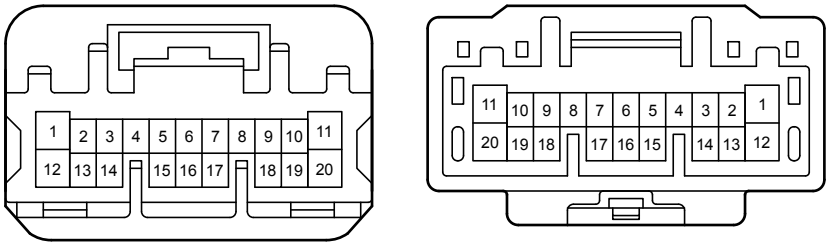


DA3
White

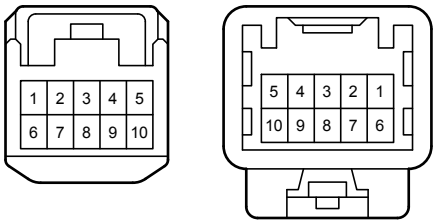


HA7
Gray

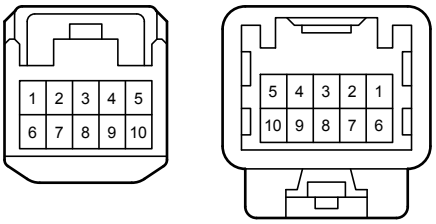


HA8
Gray

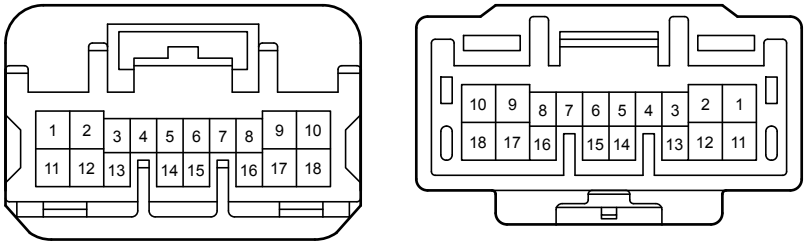

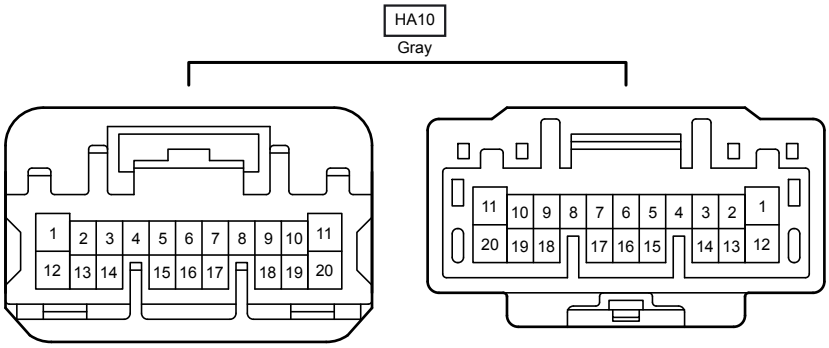
HA10
Gray
1 2 3 4 5 6 7 8 9 10 11
12 13 14 15 16 17 18 19 20
11 10 9 8 7 6 5 4 3 2 1
20 19 18 17 16 15 14 13 12

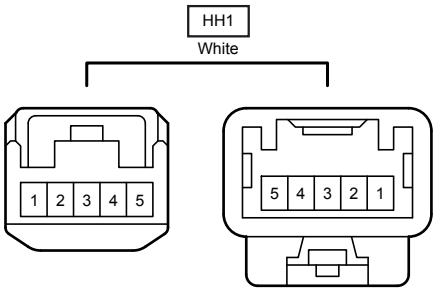
HH1
White
1 2 3 4 5
5 4 3 2 1

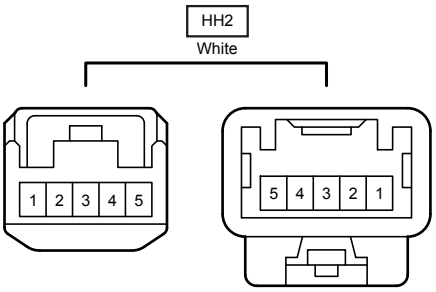
HH2
White
1 2 3 4 5
5 4 3 2 1

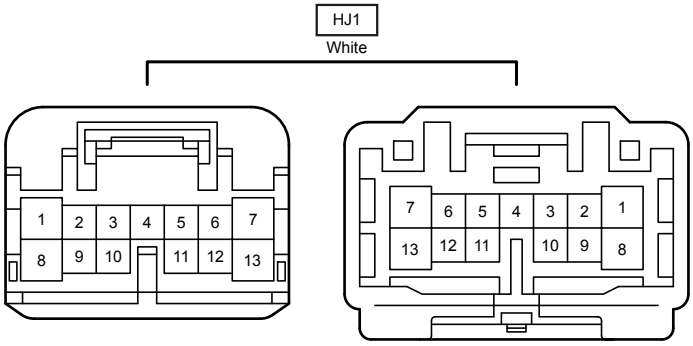
HJ1
White
1 2 3 4 5 6 7
8 9 10 11 12 13
7 6 5 4 3 2 1
13 12 11 10 9 8

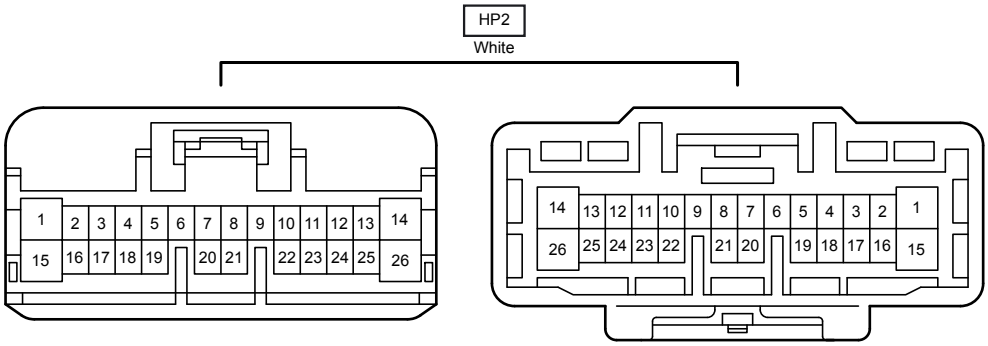
HP2
White
1 2 3 4 5 6 7 8 9 10 11 12 13 14
15 16 17 18 19 20 21 22 23 24 25 26
14 13 12 11 10 9 8 7 6 5 4 3 2 1
26 25 24 23 22 21 20 19 18 17 16 15

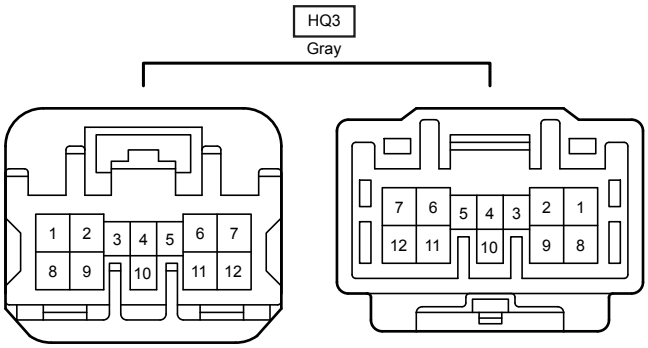
HQ3
Gray
1 2 3 4 5 6 7
8 9 10 11 12
7 6 5 4 3 2 1
12 11 10 9 8

HQ4
White

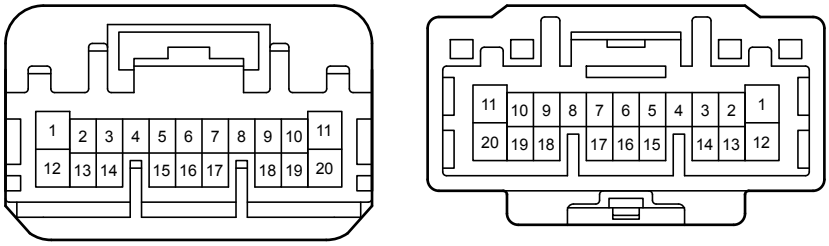


HT2
Gray

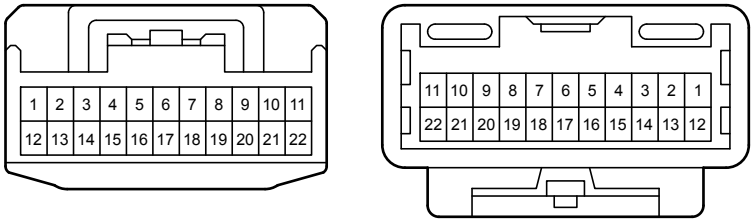


LH1
Gray

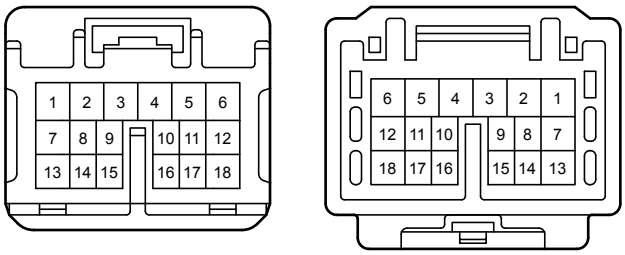


MH1
Blue

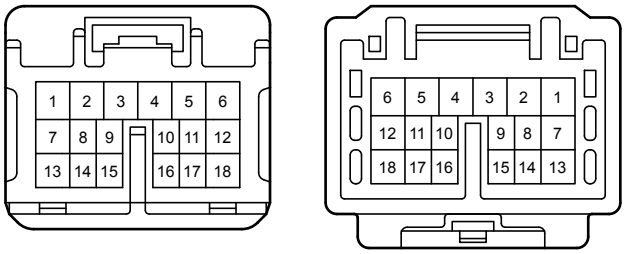


NQ1
White

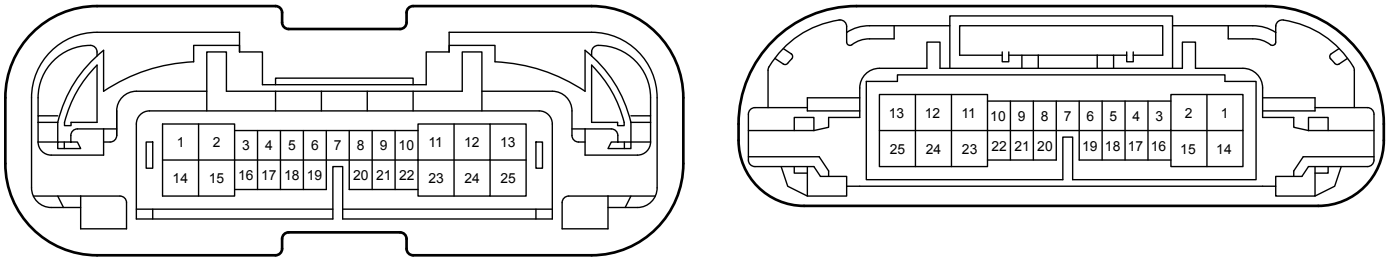

OP1
White

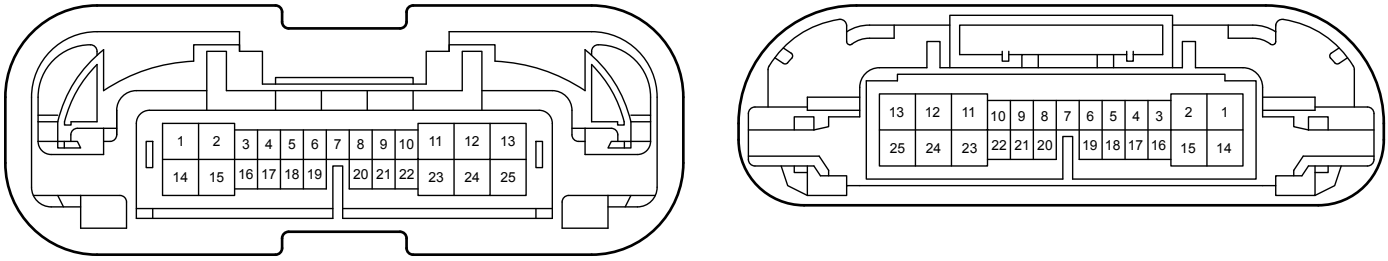


PH1
White

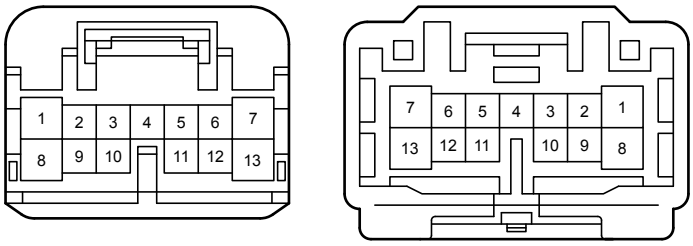


PU1
White

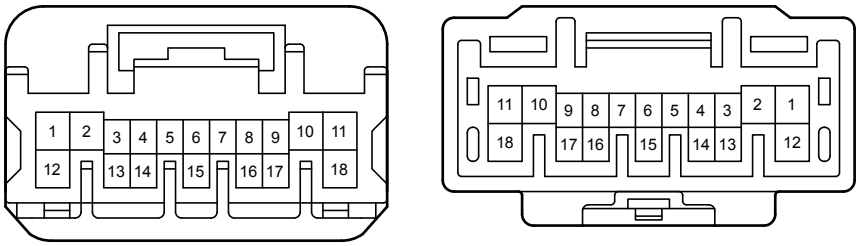


PU2
Gray

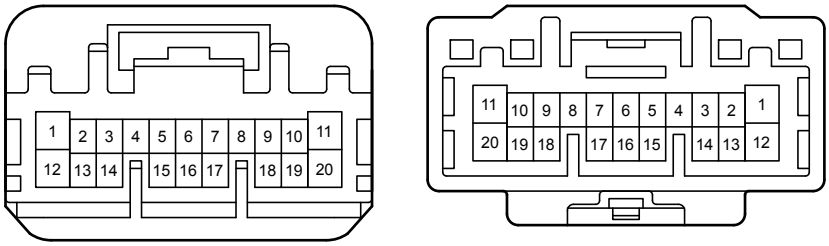


Pk1
White

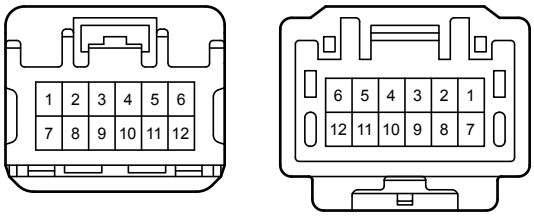


UQ1
White

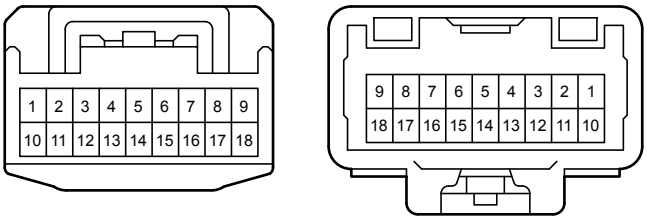

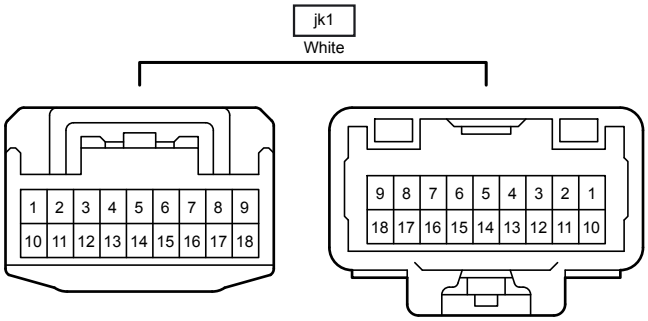
jk1
White
1 2 3 4 5 6 7 8 9
10 11 12 13 14 15 16 17 18
9 8 7 6 5 4 3 2 1
18 17 16 15 14 13 12 11 10