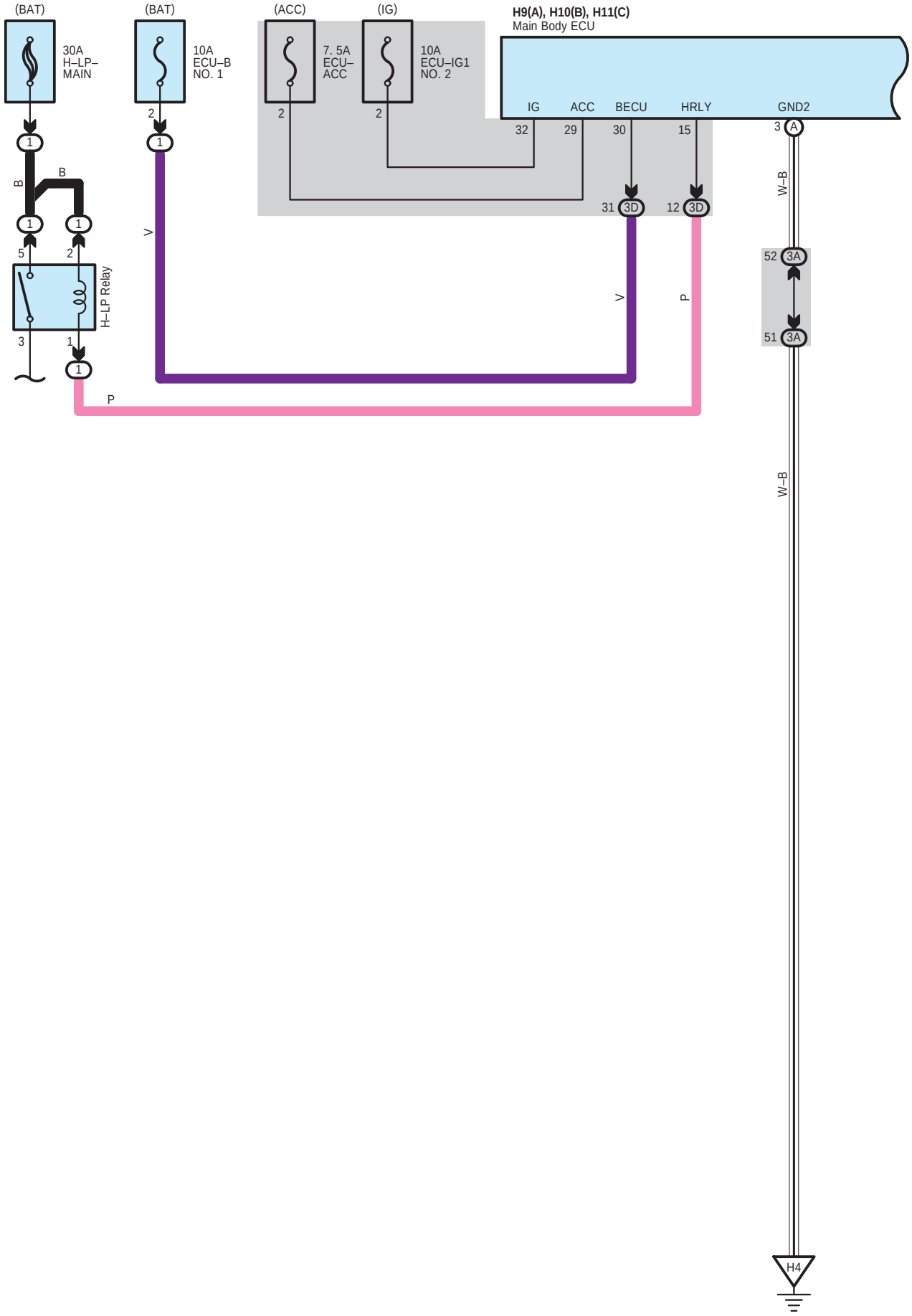
(BAT)
30A
H–LP–
MAIN
(BAT)
10A
ECU–B
NO. 1
(ACC)
7. 5A
ECU–
ACC
(IG)
10A
ECU–IG1
NO. 2
H9(A), H10(B), H11(C)
Main Body ECU
IG
ACC
BECU
HRLY
GND2
32
29
30
15
31
3D
12
3D
3
A
52
3A
51
3A
H–LP Relay
B
V
P
W–B
H4

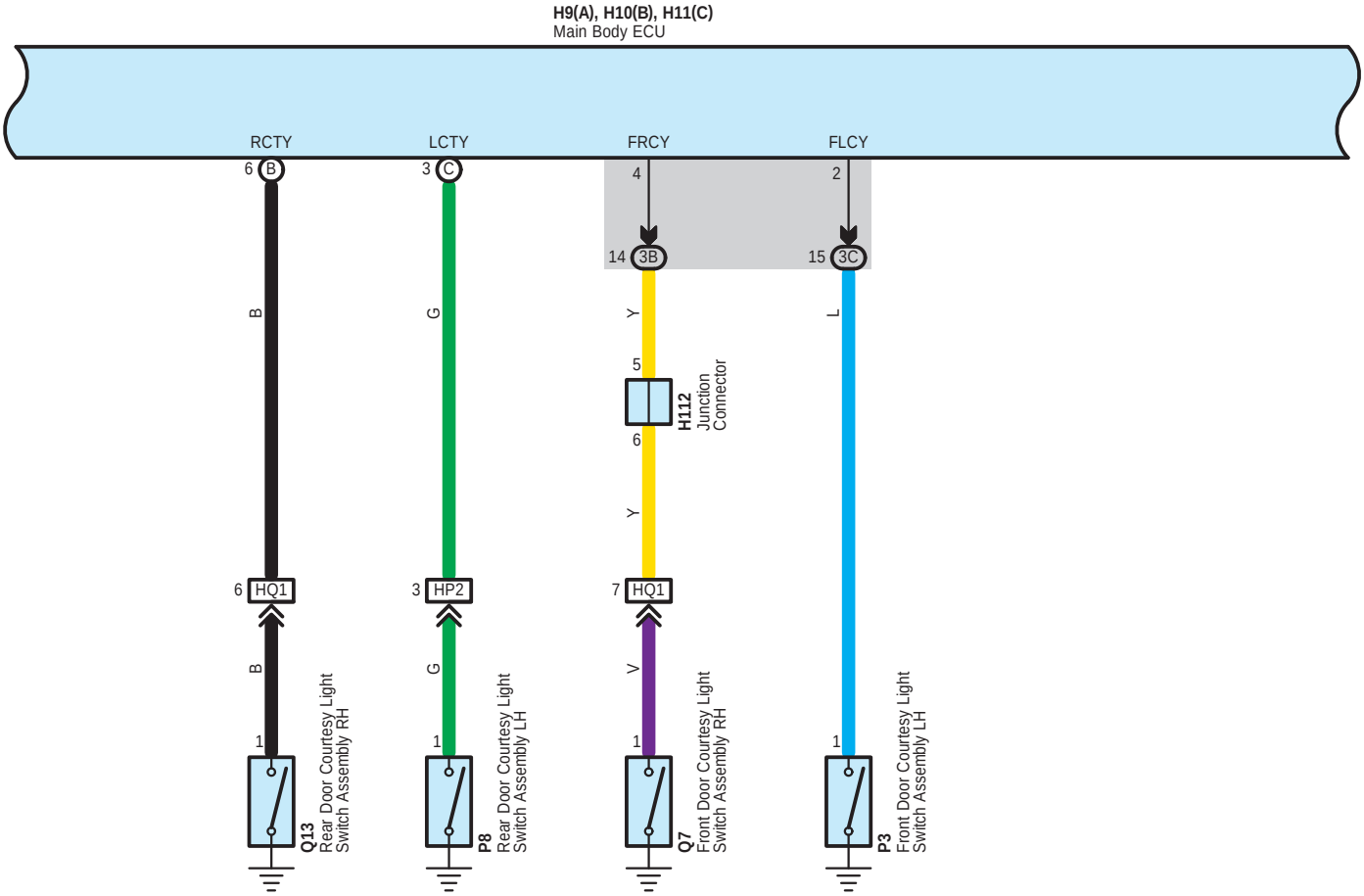
H9(A), H10(B), H11(C)
Main Body ECU
RCTY
LCTY
FRCY
FLCY
6 B
3 C
4
2
14 3B
15 3C
B
G
Y
L
5
H112
Junction Connector
6
Y
6 HQ1
3 HP2
7 HQ1
B
G
V
1
1
1
1
Q13
Rear Door Courtesy Light Switch Assembly RH
P8
Rear Door Courtesy Light Switch Assembly LH
Q7
Front Door Courtesy Light Switch Assembly RH
P3
Front Door Courtesy Light Switch Assembly LH

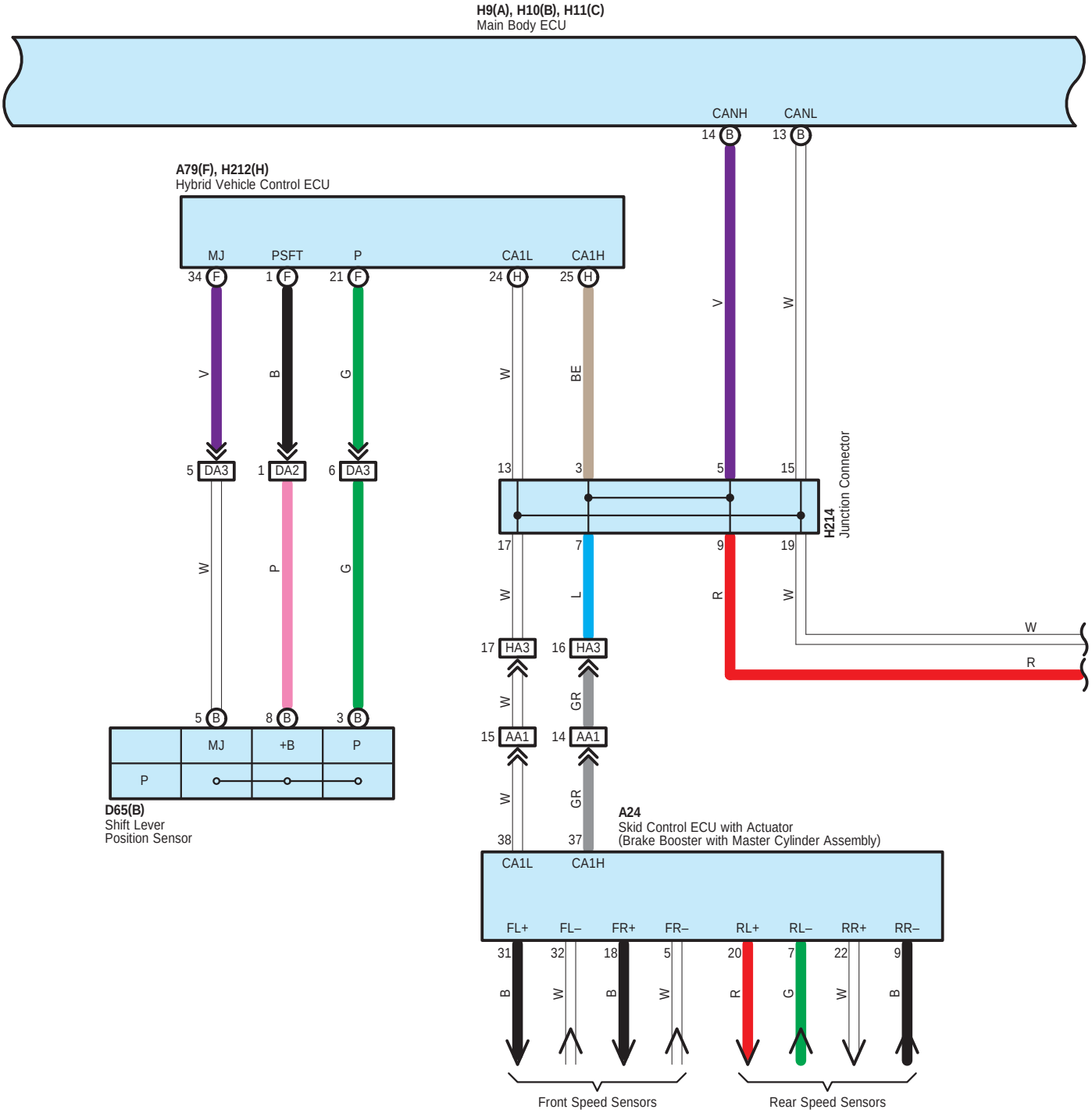

∗ 5 : w/ LEXUS Navigation System
∗12 : LEXUS Display Audio Type w/o LEXUS Navigation System

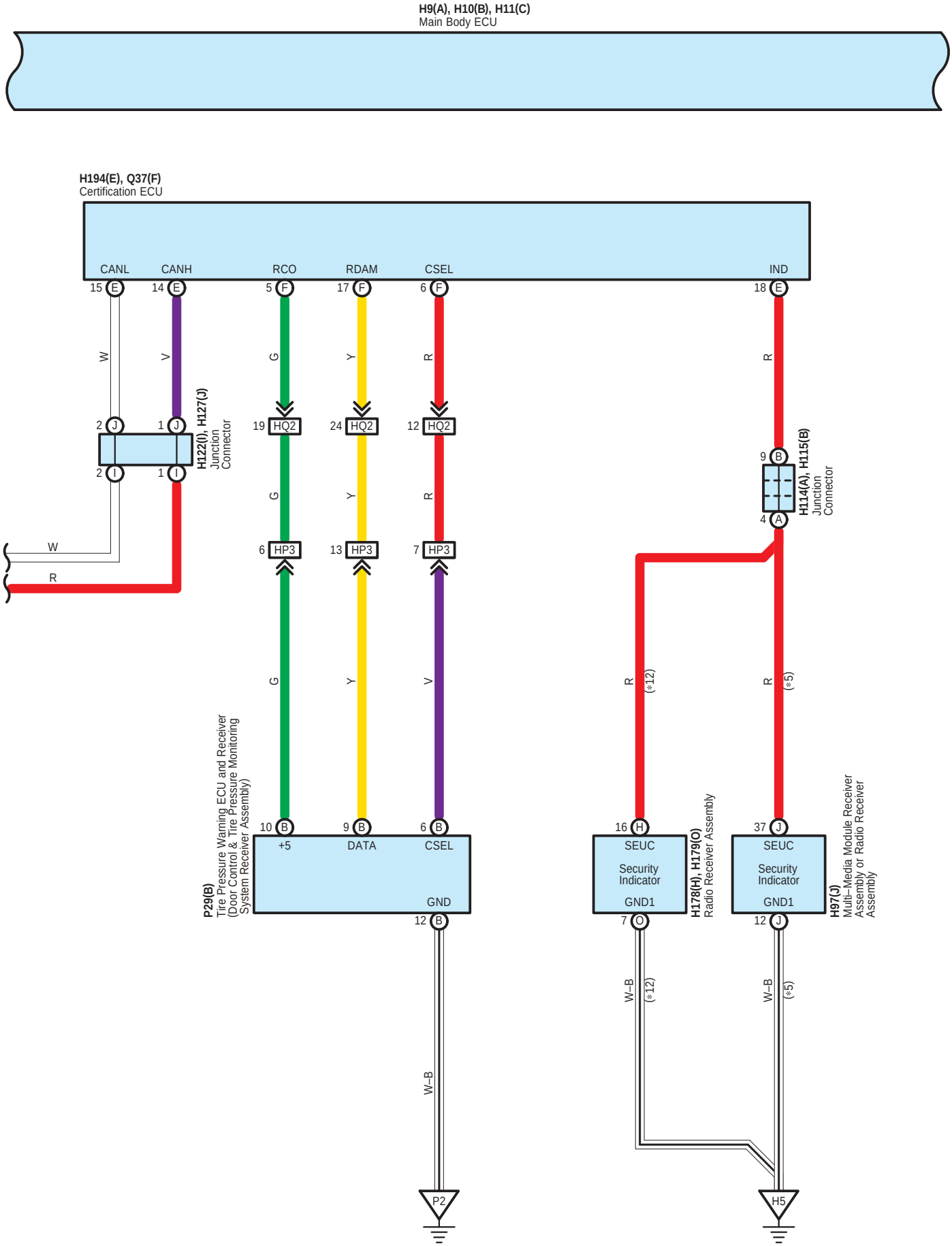
H9(A), H10(B), H11(C)
Main Body ECU
H194(E), Q37(F)
Certification ECU
CANL
CANH
RCO
RDAM
CSEL
IND
15 E
14 E
5 F
17 F
6 F
18 E
W
V
G
Y
R
R
2 J
1 J
2 I
1 I
H122(I), H127(J)
Junction Connector
19 HQ2
24 HQ2
12 HQ2
9 B
4 A
H114(A), H115(B)
Junction Connector
W
R
6 HP3
13 HP3
7 HP3
G
Y
V
R (*12)
R (*5)
P29(B)
Tire Pressure Warning ECU and Receiver (Door Control & Tire Pressure Monitoring System Receiver Assembly)
10 B
9 B
6 B
+5
DATA
CSEL
GND
12 B
16 H
SEUC
Security Indicator
GND1
7 O
H178(H), H179(O)
Radio Receiver Assembly
37 J
SEUC
Security Indicator
GND1
12 J
H97(J)
Multi-Media Module Receiver Assembly or Radio Receiver Assembly
W-B
W-B (*12)
W-B (*5)
P2
H5

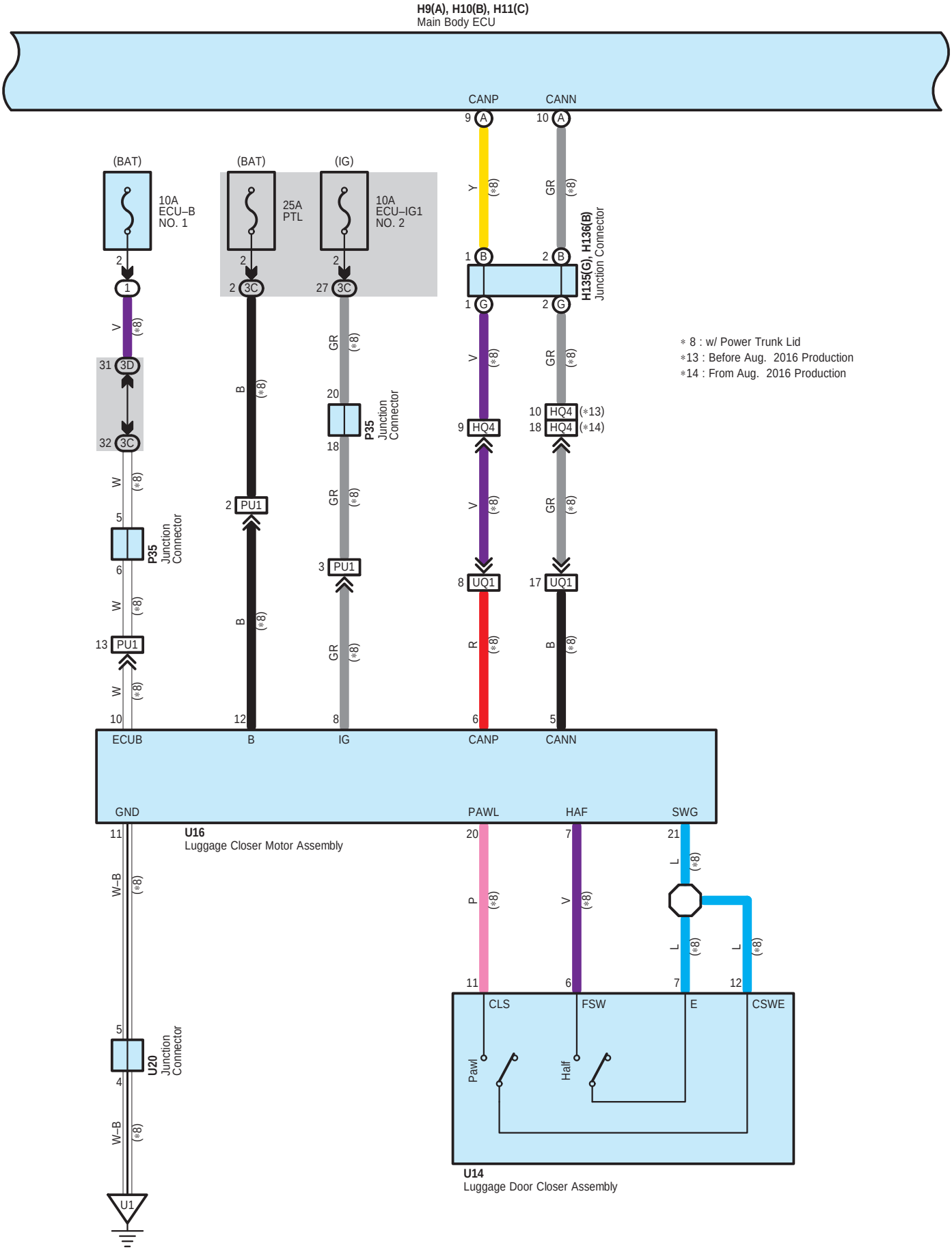
H9(A), H10(B), H11(C)
Main Body ECU
CANP
CANN
(BAT)
10A
ECU–B
NO. 1
(BAT)
25A
PTL
(IG)
10A
ECU–IG1
NO. 2
H135(G), H136(B)
Junction Connector
P35
Junction
Connector
HQ4
UQ1
PU1
ECUB
B
IG
CANP
CANN
GND
PAWL
HAF
SWG
U16
Luggage Closer Motor Assembly
U20
Junction
Connector
U1
CLS
FSW
E
CSWE
Pawl
Half
U14
Luggage Door Closer Assembly
∗ 8 : w/ Power Trunk Lid
∗13 : Before Aug. 2016 Production
∗14 : From Aug. 2016 Production

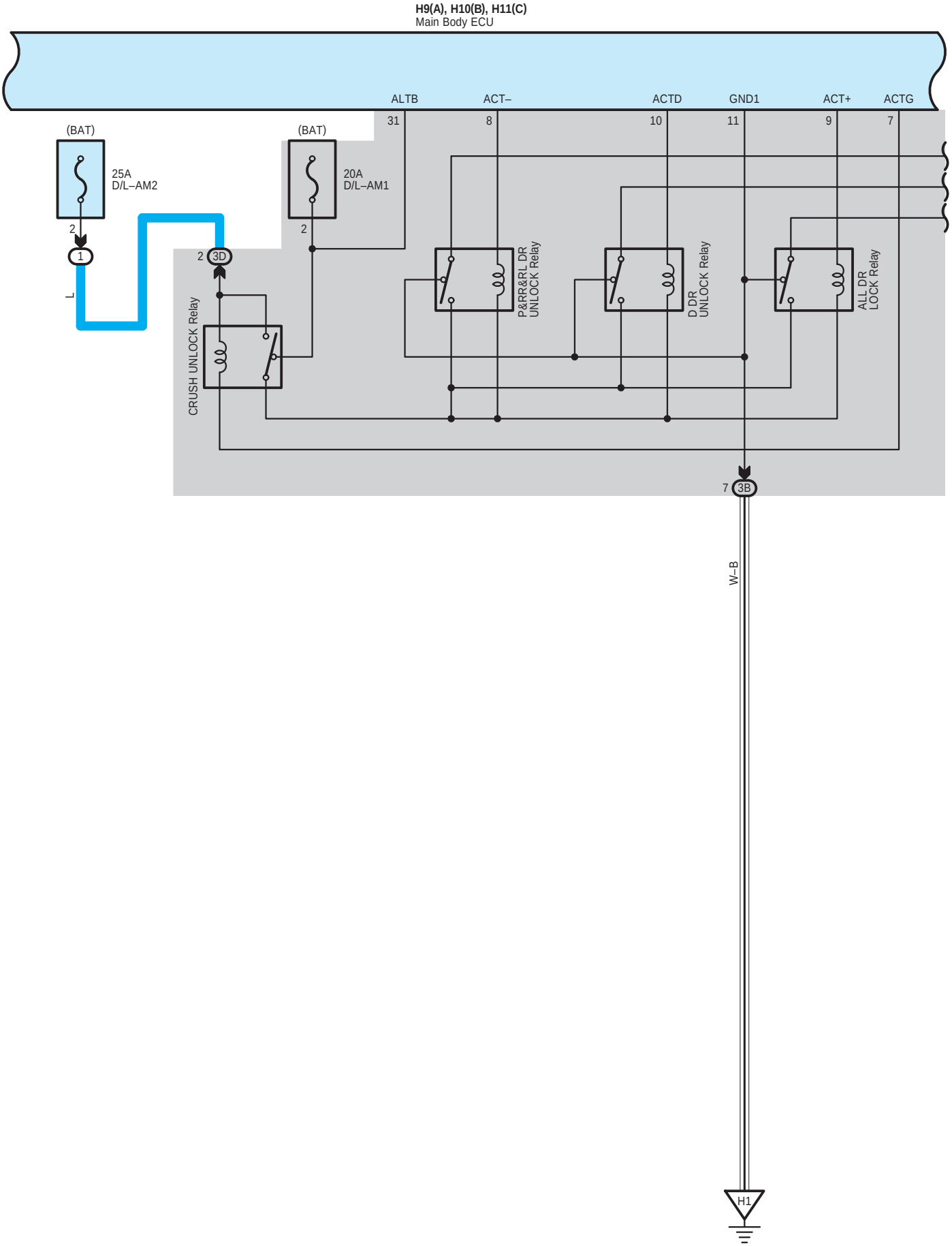
H9(A), H10(B), H11(C)
Main Body ECU
ALTB
ACT–
ACTD
GND1
ACT+
ACTG
31
8
10
11
9
7
(BAT)
25A
D/L–AM2
2
1
L
(BAT)
20A
D/L–AM1
2
2
3D
CRUSH UNLOCK Relay
P&RR&RL DR
UNLOCK Relay
D DR
UNLOCK Relay
ALL DR
LOCK Relay
7
3B
W–B
H1

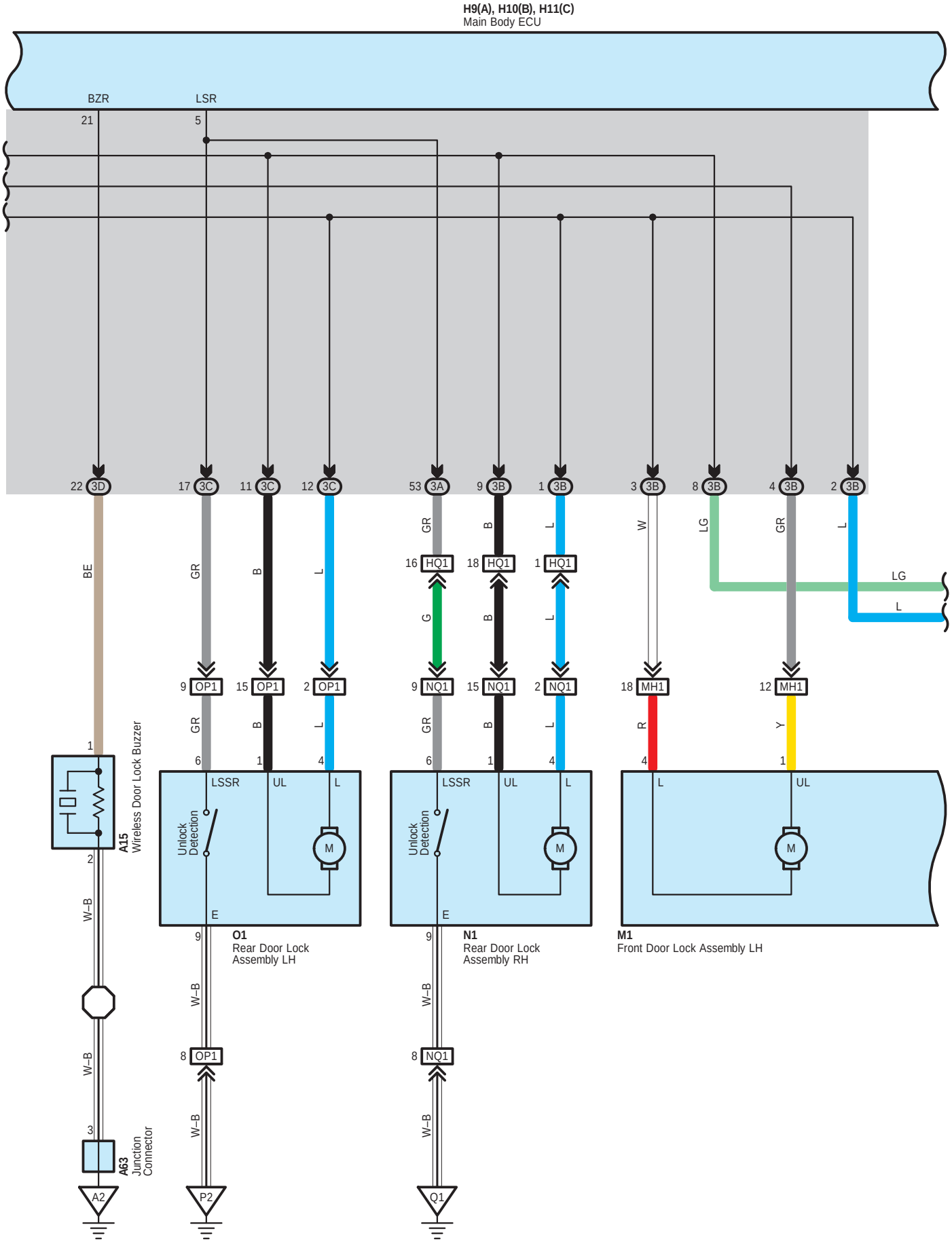
H9(A), H10(B), H11(C)
Main Body ECU
BZR
LSR
21
5
22 3D
17 3C
11 3C
12 3C
53 3A
9 3B
1 3B
3 3B
8 3B
4 3B
2 3B
BE
GR
B
L
W
LG
16 HQ1
18 HQ1
1 HQ1
G
9 OP1
15 OP1
2 OP1
9 NQ1
15 NQ1
2 NQ1
18 MH1
12 MH1
R
Y
1
2
3
A15
Wireless Door Lock Buzzer
W–B
LSSR
UL
Unlock Detection
M
E
O1
Rear Door Lock Assembly LH
N1
Rear Door Lock Assembly RH
M1
Front Door Lock Assembly LH
8 OP1
8 NQ1
A63
Junction Connector
A2
P2
Q1

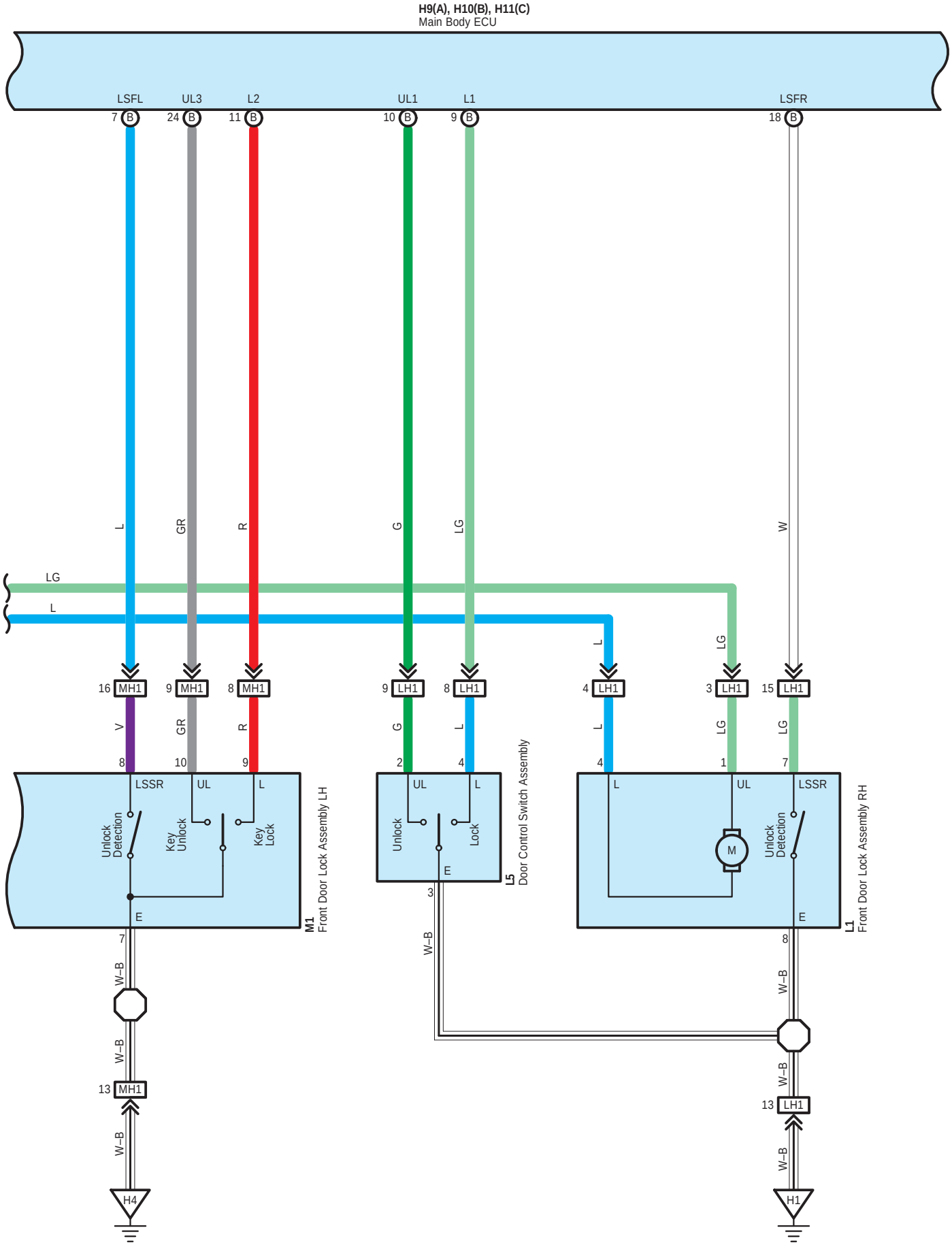
H9(A), H10(B), H11(C)
Main Body ECU
LSFL
UL3
L2
UL1
L1
LSFR
7 B
24 B
11 B
10 B
9 B
18 B
L
GR
R
G
LG
W
LG
L
16 MH1
9 MH1
8 MH1
9 LH1
8 LH1
4 LH1
3 LH1
15 LH1
V
GR
R
G
L
L
LG
LG
8
10
9
2
4
4
1
7
LSSR
UL
L
Unlock Detection
Key Unlock
Key Lock
E
M1
Front Door Lock Assembly LH
UL
L
Unlock
Lock
E
L5
Door Control Switch Assembly
L
UL
LSSR
M
Unlock Detection
E
L1
Front Door Lock Assembly RH
7
W–B
W–B
13 MH1
W–B
H4
3
W–B
8
W–B
W–B
13 LH1
W–B
H1

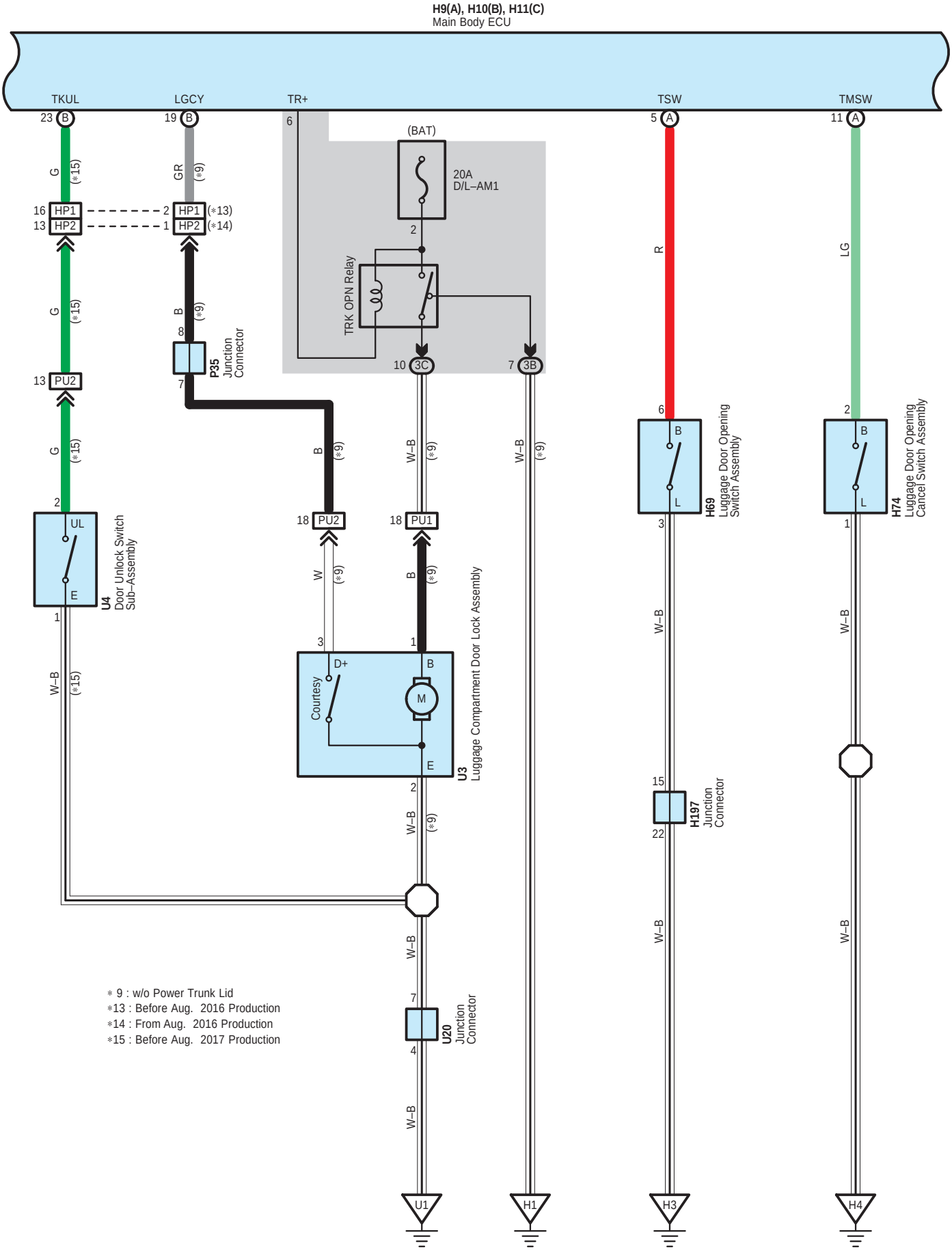
H9(A), H10(B), H11(C)
Main Body ECU
TKUL
LGCY
TR+
TSW
TMSW
(BAT)
20A
D/L–AM1
TRK OPN Relay
HP1
HP2
PU2
PU1
P35
Junction
Connector
U4
Door Unlock Switch
Sub–Assembly
U3
Luggage Compartment Door Lock Assembly
Courtesy
D+
H69
Luggage Door Opening
Switch Assembly
H74
Luggage Door Opening
Cancel Switch Assembly
H197
Junction
Connector
U20
Junction
Connector
U1
H1
H3
H4
∗ 9 : w/o Power Trunk Lid
∗13 : Before Aug. 2016 Production
∗14 : From Aug. 2016 Production
∗15 : Before Aug. 2017 Production

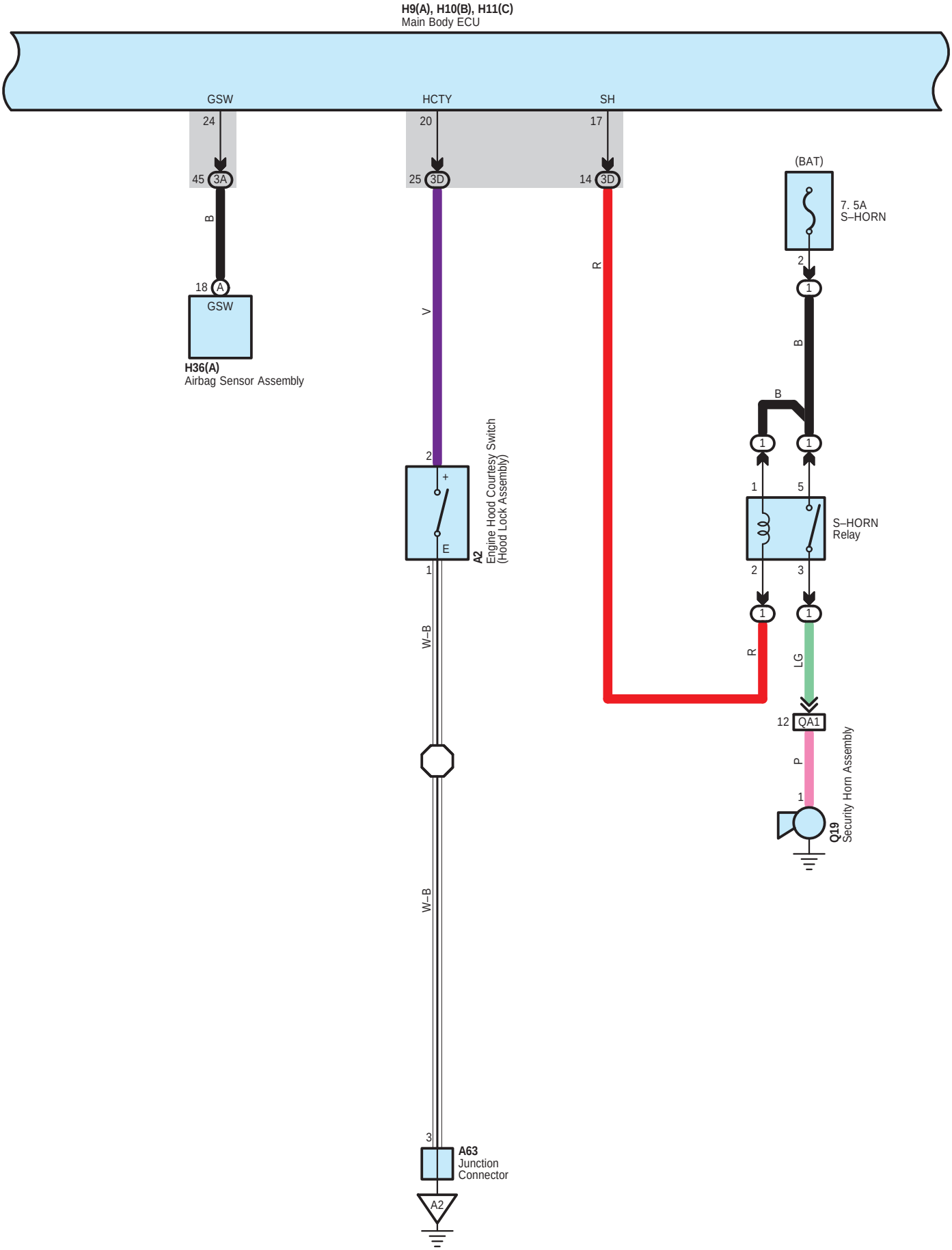
H9(A), H10(B), H11(C)
Main Body ECU
GSW
HCTY
SH
24
20
17
45 3A
25 3D
14 3D
B
V
R
18 A
GSW
H36(A)
Airbag Sensor Assembly
(BAT)
7. 5A
S–HORN
2
1
B
B
1
1
1
5
S–HORN
Relay
2
3
1
1
R
LG
12 QA1
P
1
Q19
Security Horn Assembly
2
+
E
A2
Engine Hood Courtesy Switch
(Hood Lock Assembly)
1
W–B
W–B
3
A63
Junction
Connector
A2

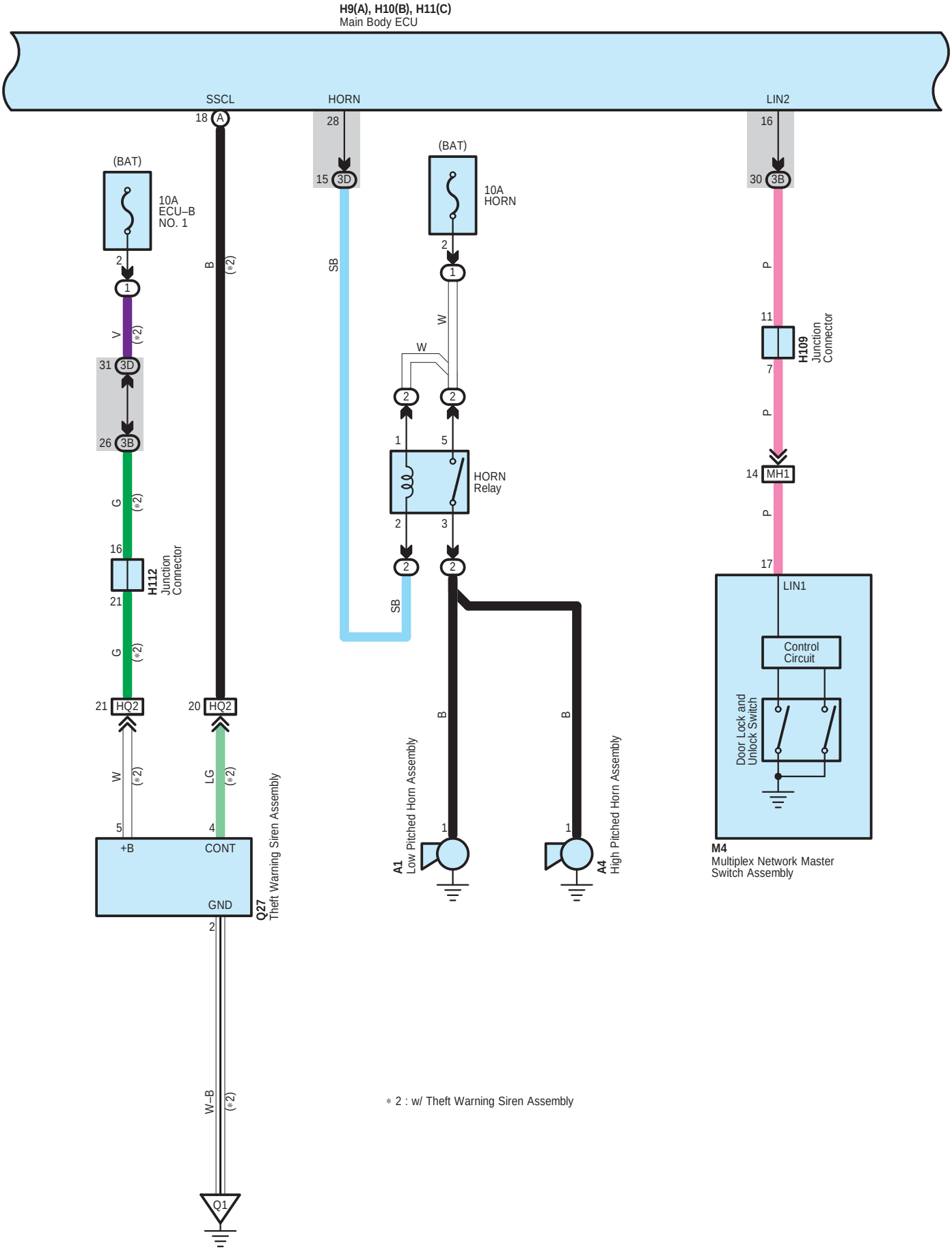
H9(A), H10(B), H11(C)
Main Body ECU
SSCL
HORN
LIN2
18 A
28
16
15 3D
30 3B
(BAT)
10A
ECU–B
NO. 1
10A
HORN
2
1
B
(*2)
SB
P
11
H109
Junction
Connector
7
V
31 3D
26 3B
W
HORN
Relay
14 MH1
G
16
H112
Junction
Connector
21
17
LIN1
Control
Circuit
Door Lock and
Unlock Switch
21 HQ2
20 HQ2
LG
5
4
+B
CONT
GND
Q27
Theft Warning Siren Assembly
A1
Low Pitched Horn Assembly
A4
High Pitched Horn Assembly
M4
Multiplex Network Master
Switch Assembly
W–B
Q1
* 2 : w/ Theft Warning Siren Assembly

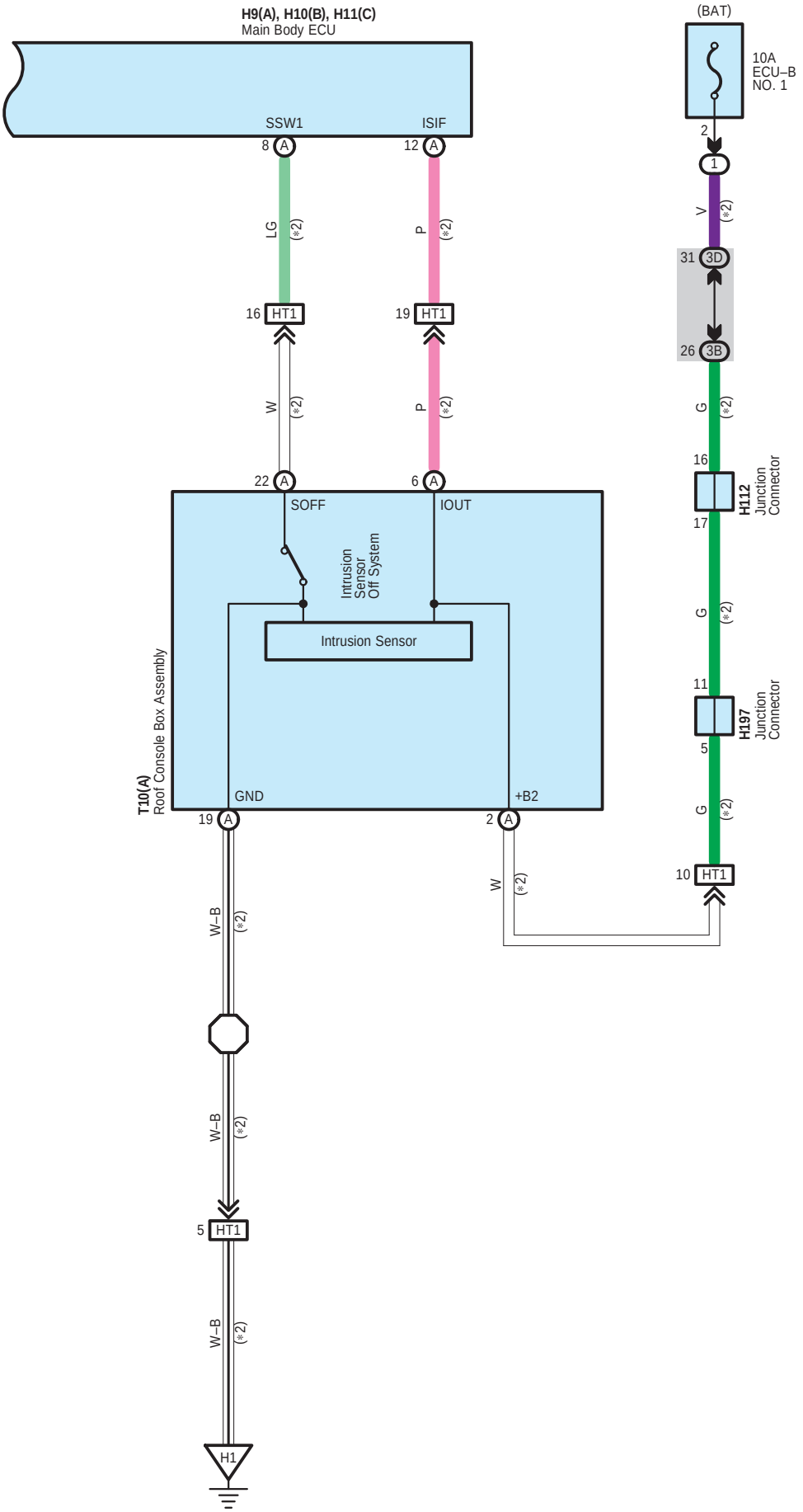
H9(A), H10(B), H11(C)
Main Body ECU
SSW1
ISIF
8 A
12 A
LG
P
(*2)
16 HT1
19 HT1
W
22 A
6 A
SOFF
IOUT
Intrusion Sensor Off System
Intrusion Sensor
T10(A)
Roof Console Box Assembly
GND
+B2
19 A
2 A
W–B
5 HT1
H1
(BAT)
10A
ECU–B
NO. 1
2
1
V
31 3D
26 3B
G
16
17
H112
Junction Connector
11
5
H197
Junction Connector
10 HT1

A 1
Black

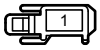

A 2
Black



A 4
Black

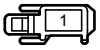

A 15
Gray



A 24
Black

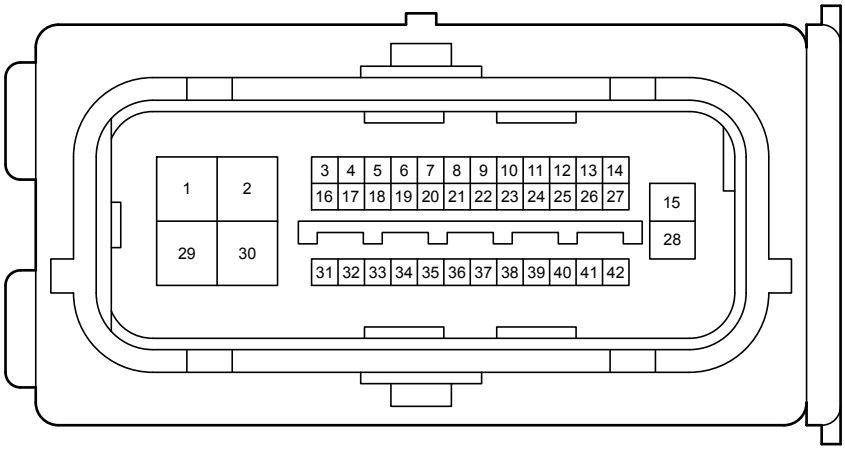

A 63
Gray



A 79
Gray

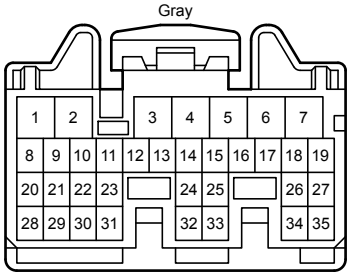

D 65
Gray

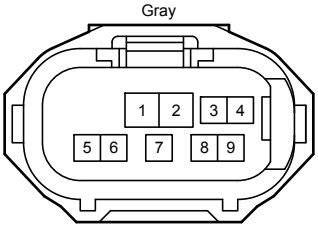

H 9
White

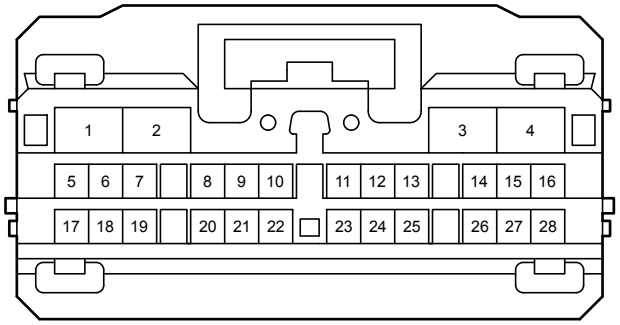

H 10
White

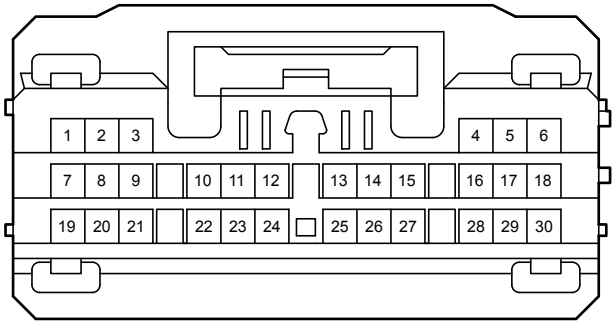

H 11
White

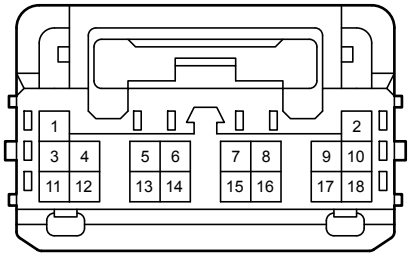

H 36
Yellow

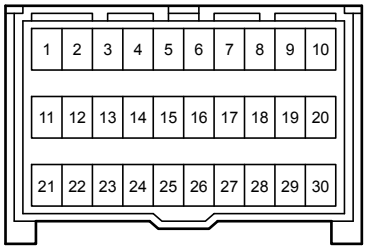

H 69
Black

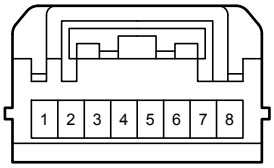

H 74
Blue



H 97
White

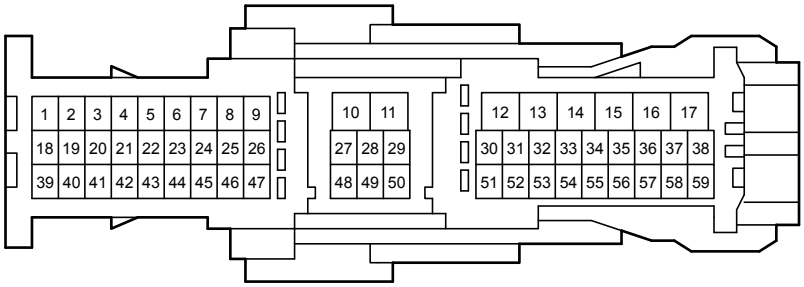

H109
Black

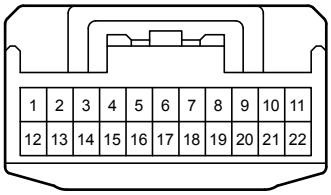

H112
White

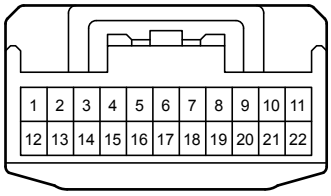

H114
Black

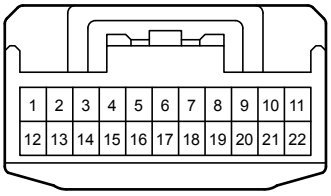

H115
Black

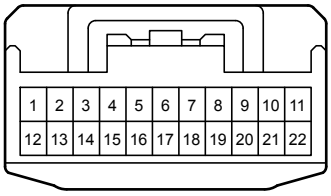

H122
White

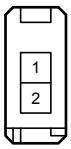

H127
White

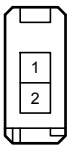

H135
White

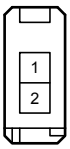

H136
White

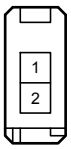

H178
White

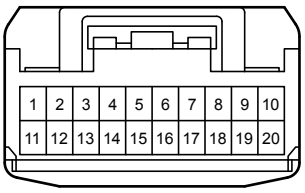

H179
White

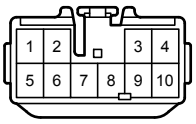

H194
White

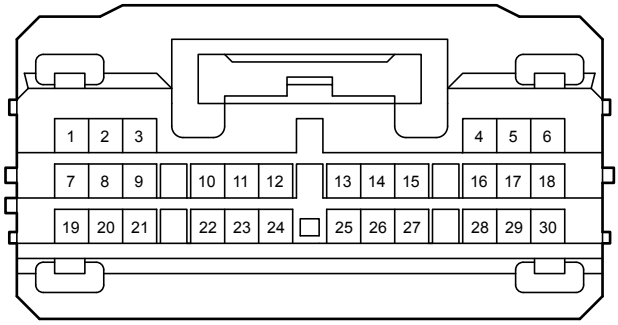

H197
White

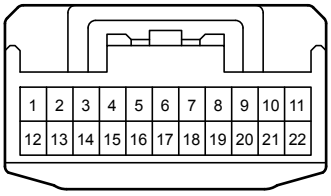

H212
Gray

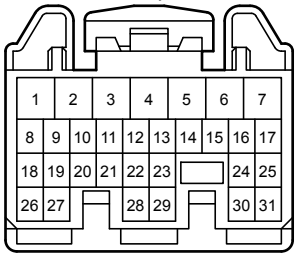

H214
White

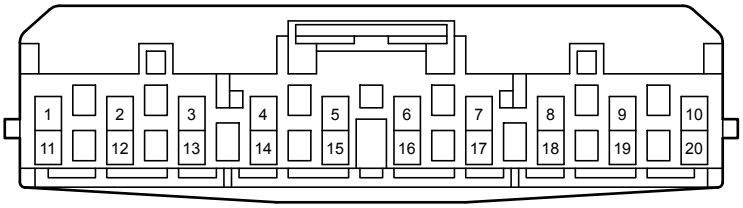

L 1
White

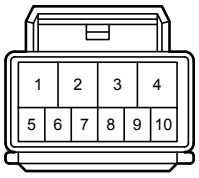

L 5
Blue

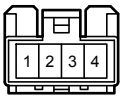

M 1
White

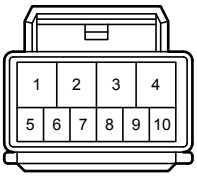

M 4
White

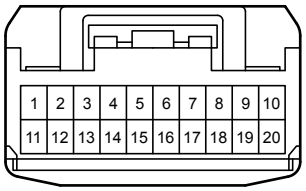

N 1
White

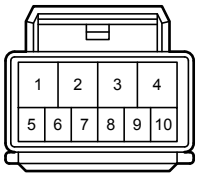

O 1
White

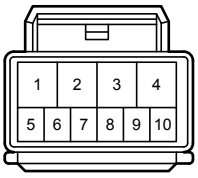

P 3
Black

P 8
White

P 29
White

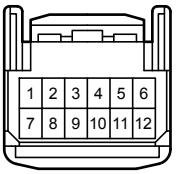

P 35
White

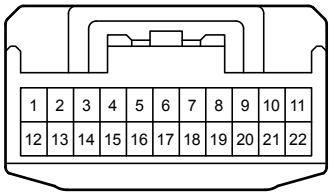

Q 7
Black

Q 13
White

Q 19
Black

Q 27
Black

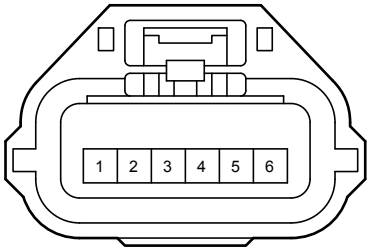

Q 37
White

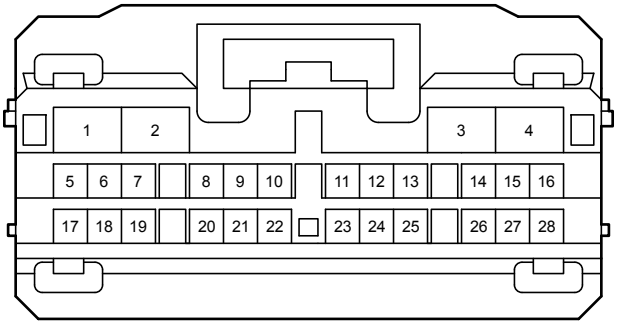

T 10
White

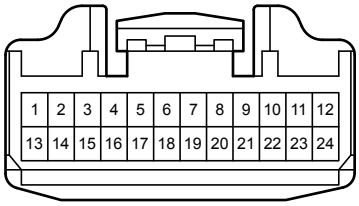

U 3
Black



U 4
White

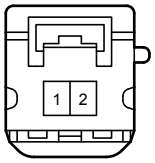

U 14
White

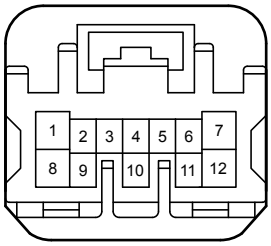

U 16
White

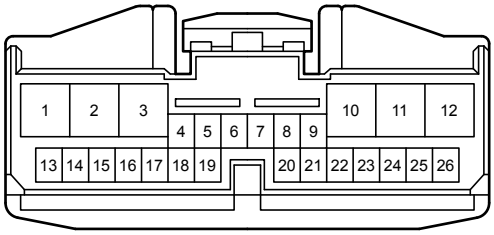

U 20
White

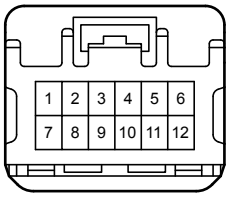

3A
White

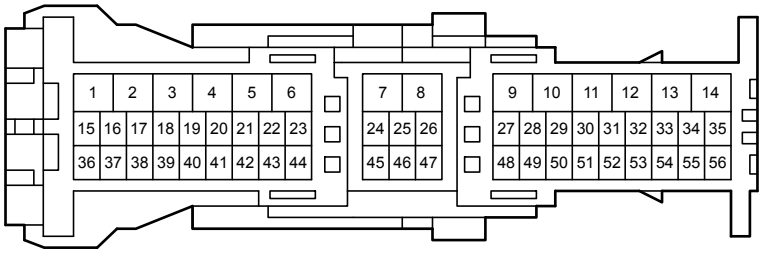

3B
White

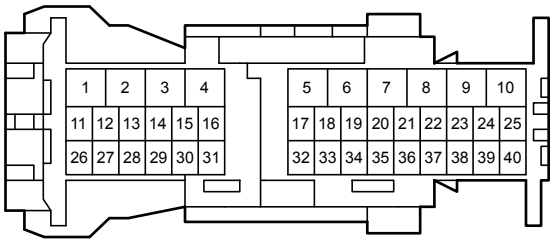

3C
White

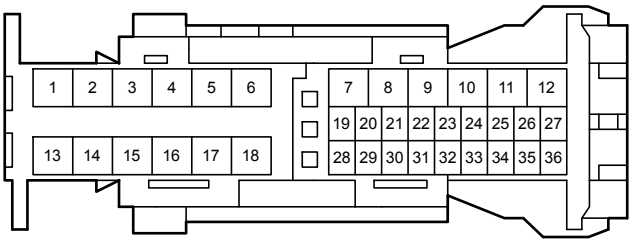

3D
White

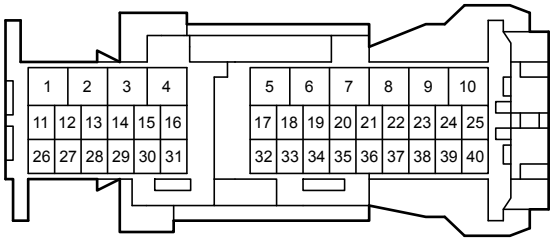

AA1
Blue

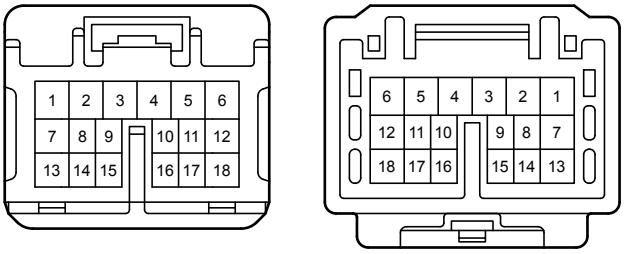

DA2
White

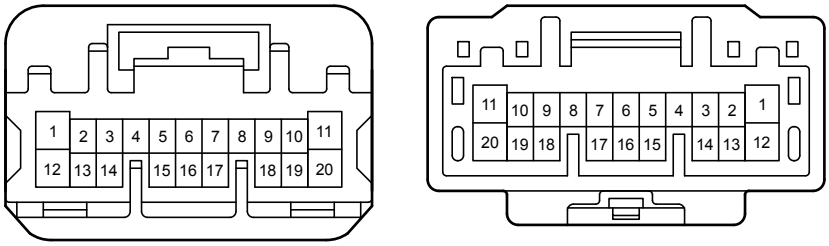

DA3
White

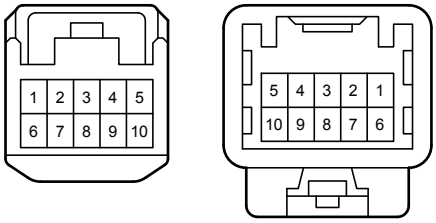

HA3
Gray

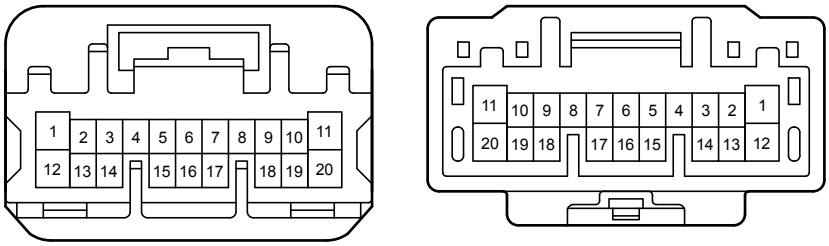

HP1
White

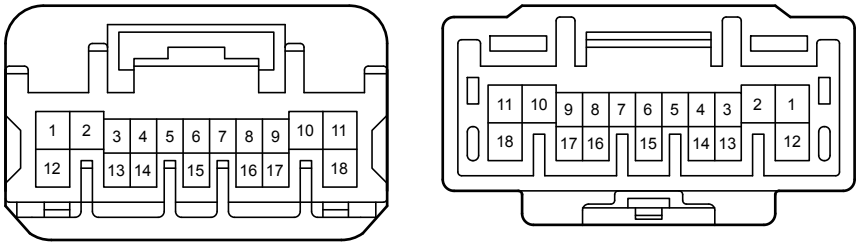

HP2
White

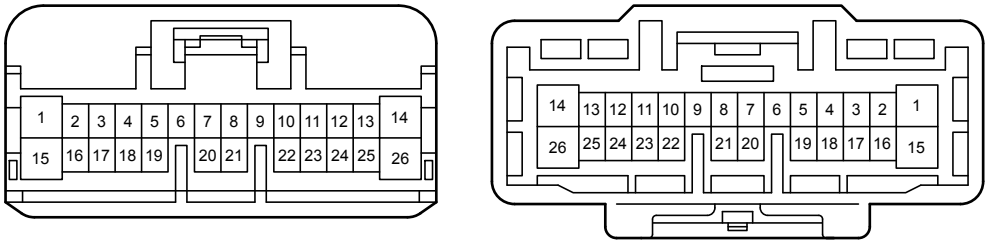

HP3
White

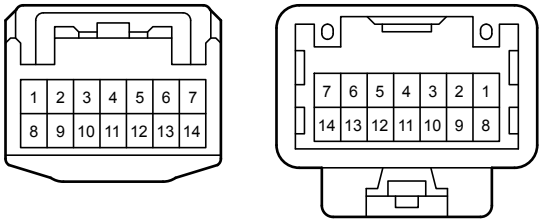

HQ1
White

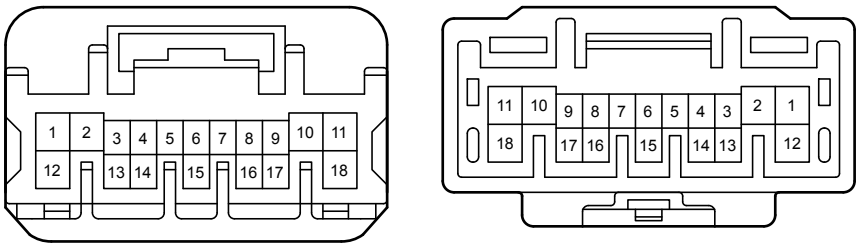

HQ2
White

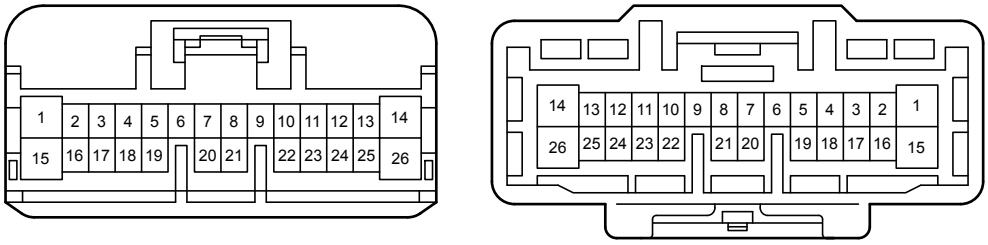

HQ4
White

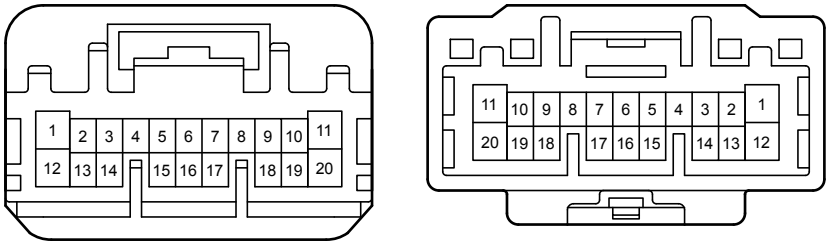

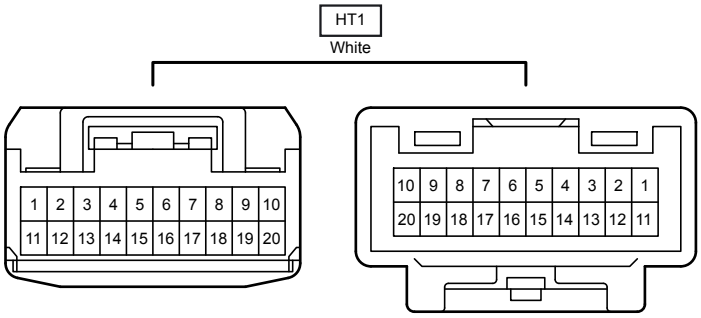
HT1
White
1 2 3 4 5 6 7 8 9 10
11 12 13 14 15 16 17 18 19 20
10 9 8 7 6 5 4 3 2 1
20 19 18 17 16 15 14 13 12 11

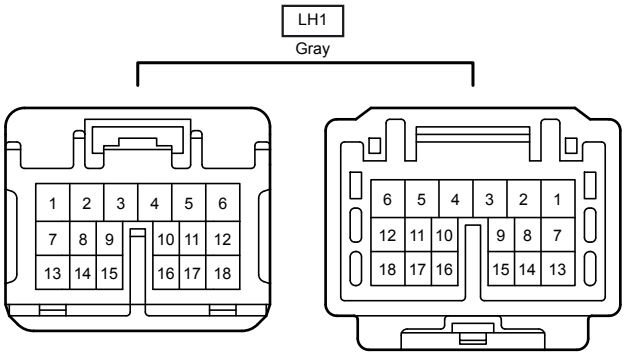
LH1
Gray
1 2 3 4 5 6
7 8 9 10 11 12
13 14 15 16 17 18
6 5 4 3 2 1
12 11 10 9 8 7
18 17 16 15 14 13

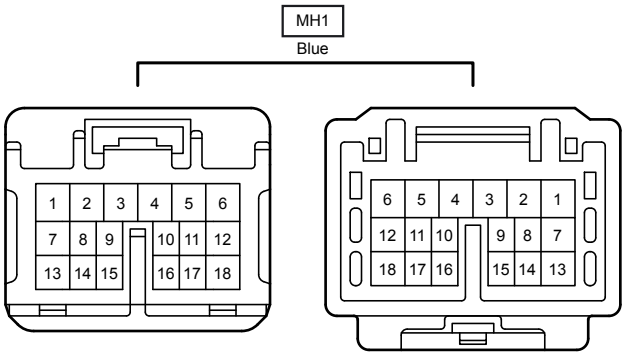
MH1
Blue
1 2 3 4 5 6
7 8 9 10 11 12
13 14 15 16 17 18
6 5 4 3 2 1
12 11 10 9 8 7
18 17 16 15 14 13

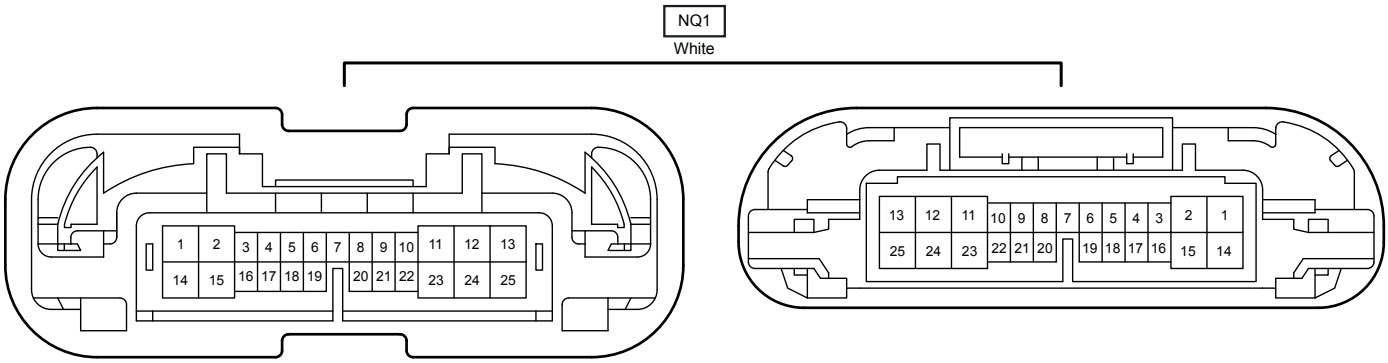
NQ1
White
1 2 3 4 5 6 7 8 9 10 11 12 13
14 15 16 17 18 19 20 21 22 23 24 25
13 12 11 10 9 8 7 6 5 4 3 2 1
25 24 23 22 21 20 19 18 17 16 15 14

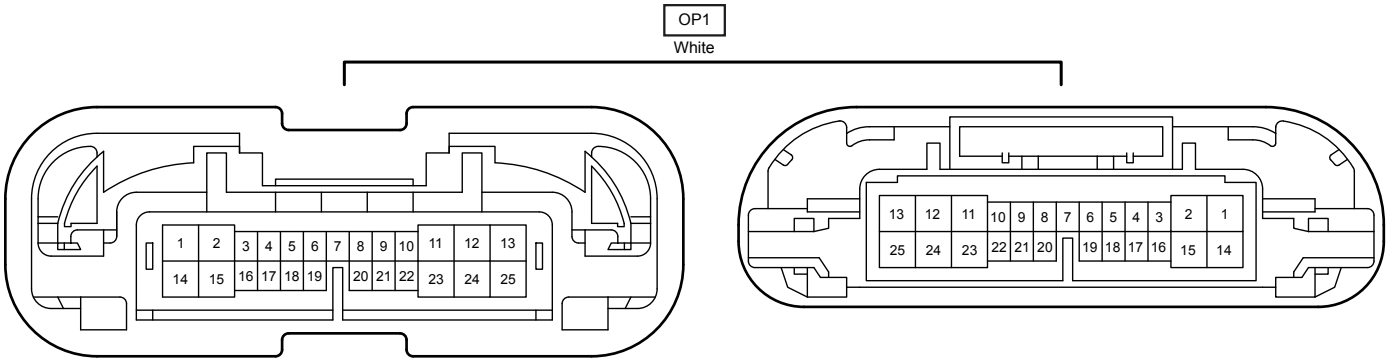
OP1
White
1 2 3 4 5 6 7 8 9 10 11 12 13
14 15 16 17 18 19 20 21 22 23 24 25
13 12 11 10 9 8 7 6 5 4 3 2 1
25 24 23 22 21 20 19 18 17 16 15 14

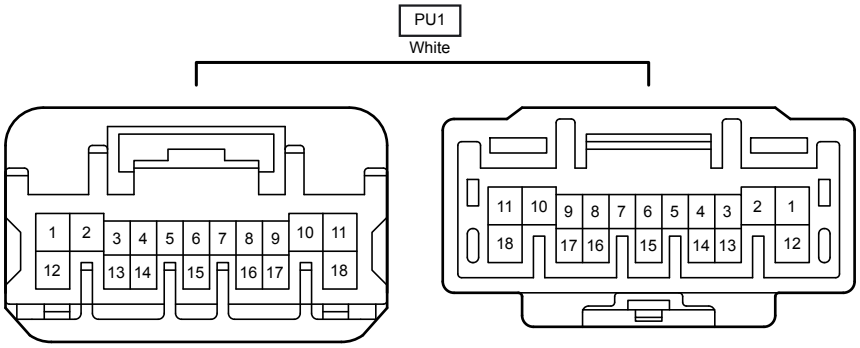
PU1
White
1 2 3 4 5 6 7 8 9 10 11
12 13 14 15 16 17 18
11 10 9 8 7 6 5 4 3 2 1
18 17 16 15 14 13 12

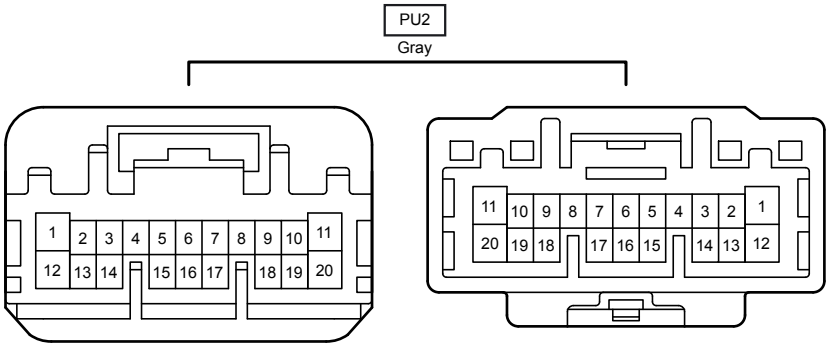
PU2
Gray
1 2 3 4 5 6 7 8 9 10 11
12 13 14 15 16 17 18 19 20
11 10 9 8 7 6 5 4 3 2 1
20 19 18 17 16 15 14 13 12

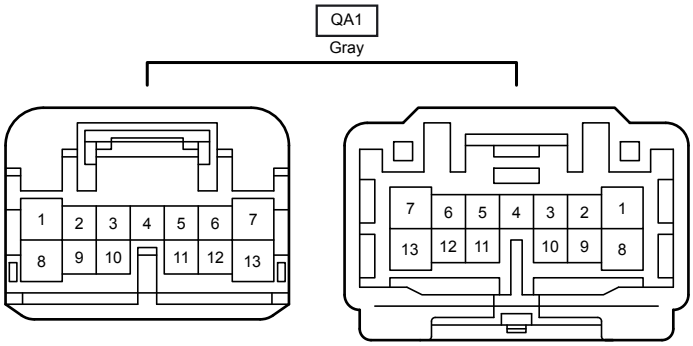
QA1
Gray
1 2 3 4 5 6 7
8 9 10 11 12 13
7 6 5 4 3 2 1
13 12 11 10 9 8

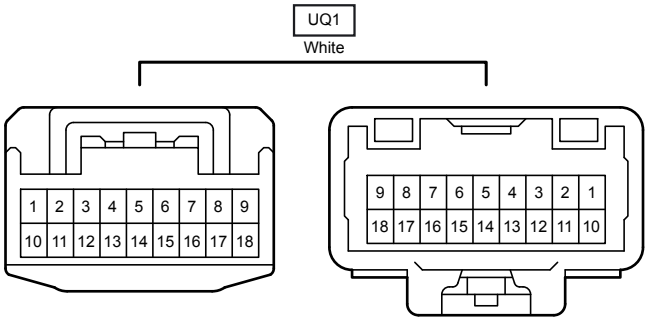
UQ1
White
1 2 3 4 5 6 7 8 9
10 11 12 13 14 15 16 17 18
9 8 7 6 5 4 3 2 1
18 17 16 15 14 13 12 11 10