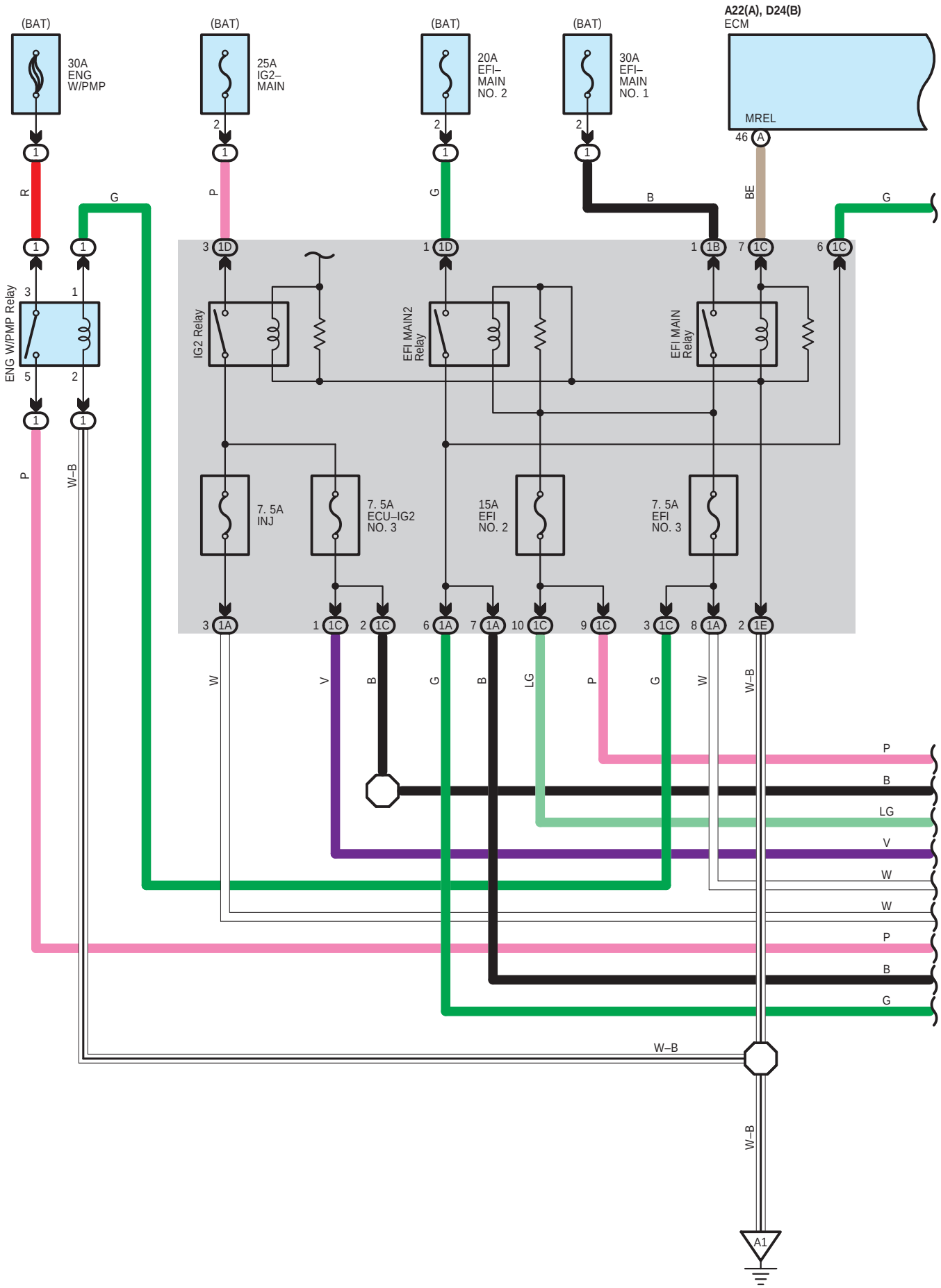
(BAT)
30A
ENG
W/PMP
(BAT)
25A
IG2–
MAIN
(BAT)
20A
EFI–
MAIN
NO. 2
(BAT)
30A
EFI–
MAIN
NO. 1
A22(A), D24(B)
ECM
MREL
46
ENG W/PMP Relay
IG2 Relay
EFI MAIN2
Relay
EFI MAIN
Relay
7. 5A
INJ
7. 5A
ECU–IG2
NO. 3
15A
EFI
NO. 2
7. 5A
EFI
NO. 3
W–B
A1

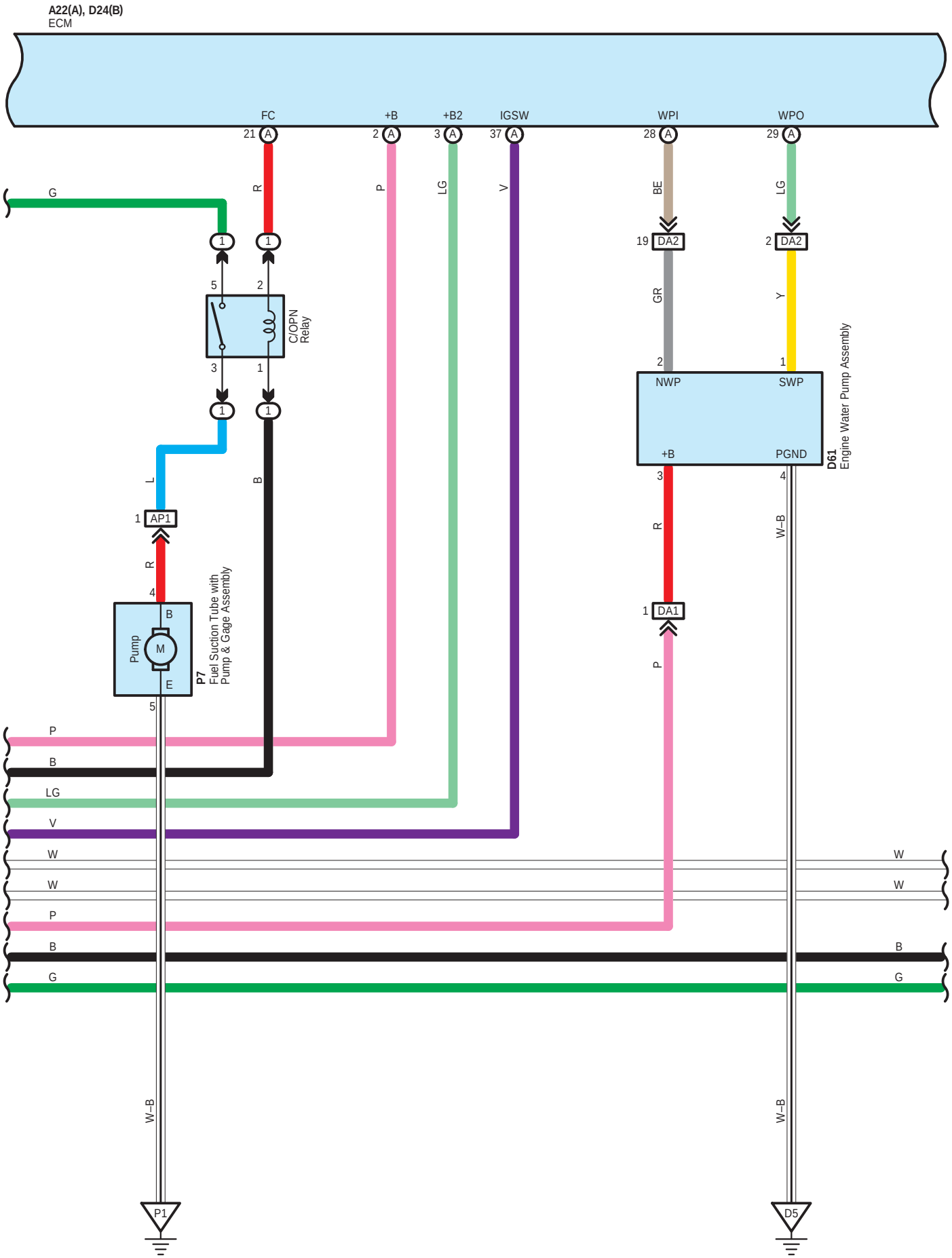
A22(A), D24(B)
ECM
FC
+B
+B2
IGSW
WPI
WPO
21 A
2 A
3 A
37 A
28 A
29 A
G
R
P
LG
V
BE
LG
19 DA2
2 DA2
GR
Y
C/OPN Relay
NWP
SWP
+B
PGND
D61 Engine Water Pump Assembly
L
B
1 AP1
R
4
B
Pump
M
E
P7 Fuel Suction Tube with Pump & Gage Assembly
5
R
W–B
1 DA1
P
P
B
LG
V
W
W
P
B
G
W–B
W–B
P1
D5

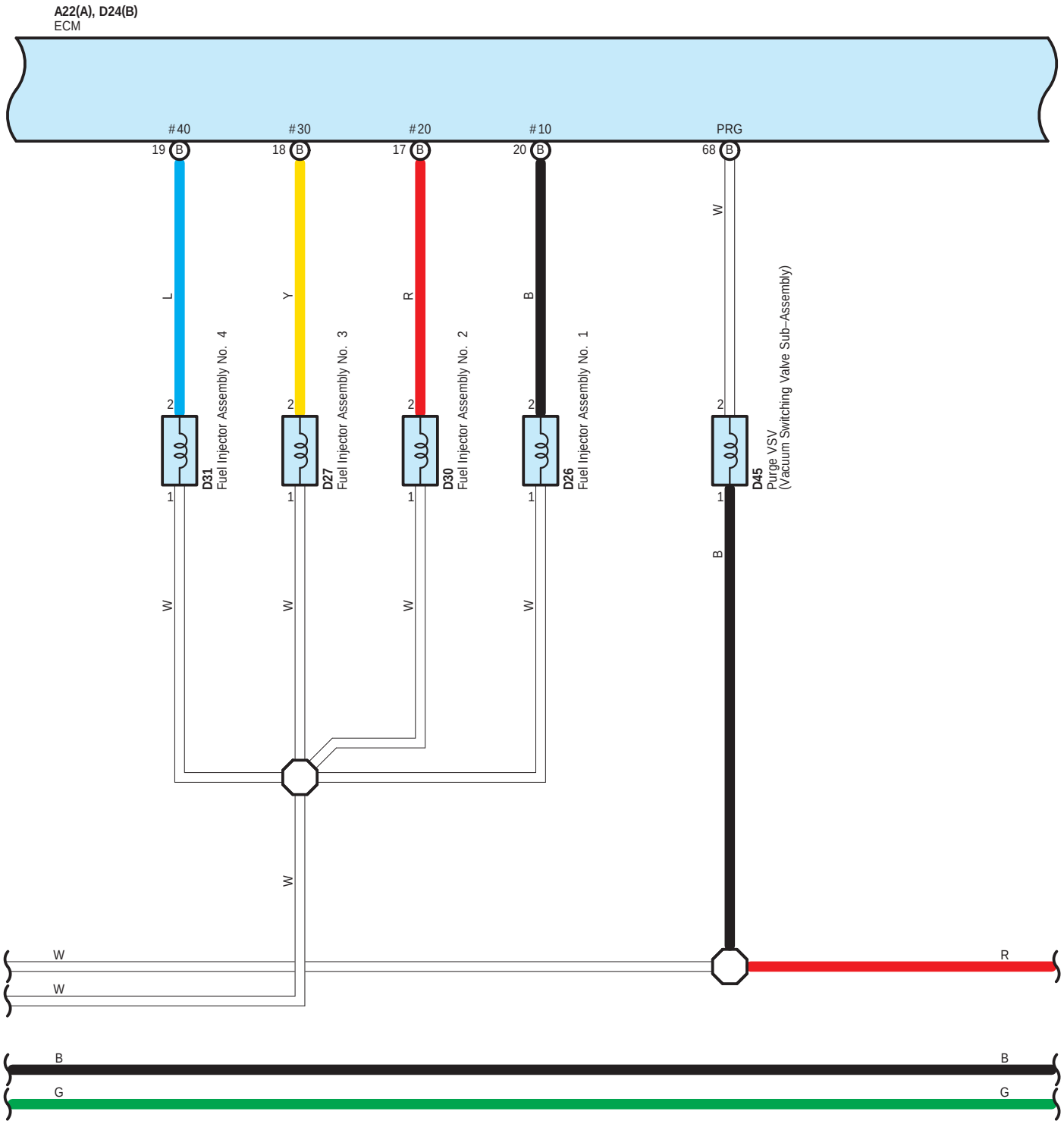
A22(A), D24(B)
ECM
#40
#30
#20
#10
PRG
19 B
18 B
17 B
20 B
68 B
L
Y
R
B
W
2
1
D31
Fuel Injector Assembly No. 4
D27
Fuel Injector Assembly No. 3
D30
Fuel Injector Assembly No. 2
D26
Fuel Injector Assembly No. 1
D45
Purge VSV
(Vacuum Switching Valve Sub–Assembly)
W
B
R
G

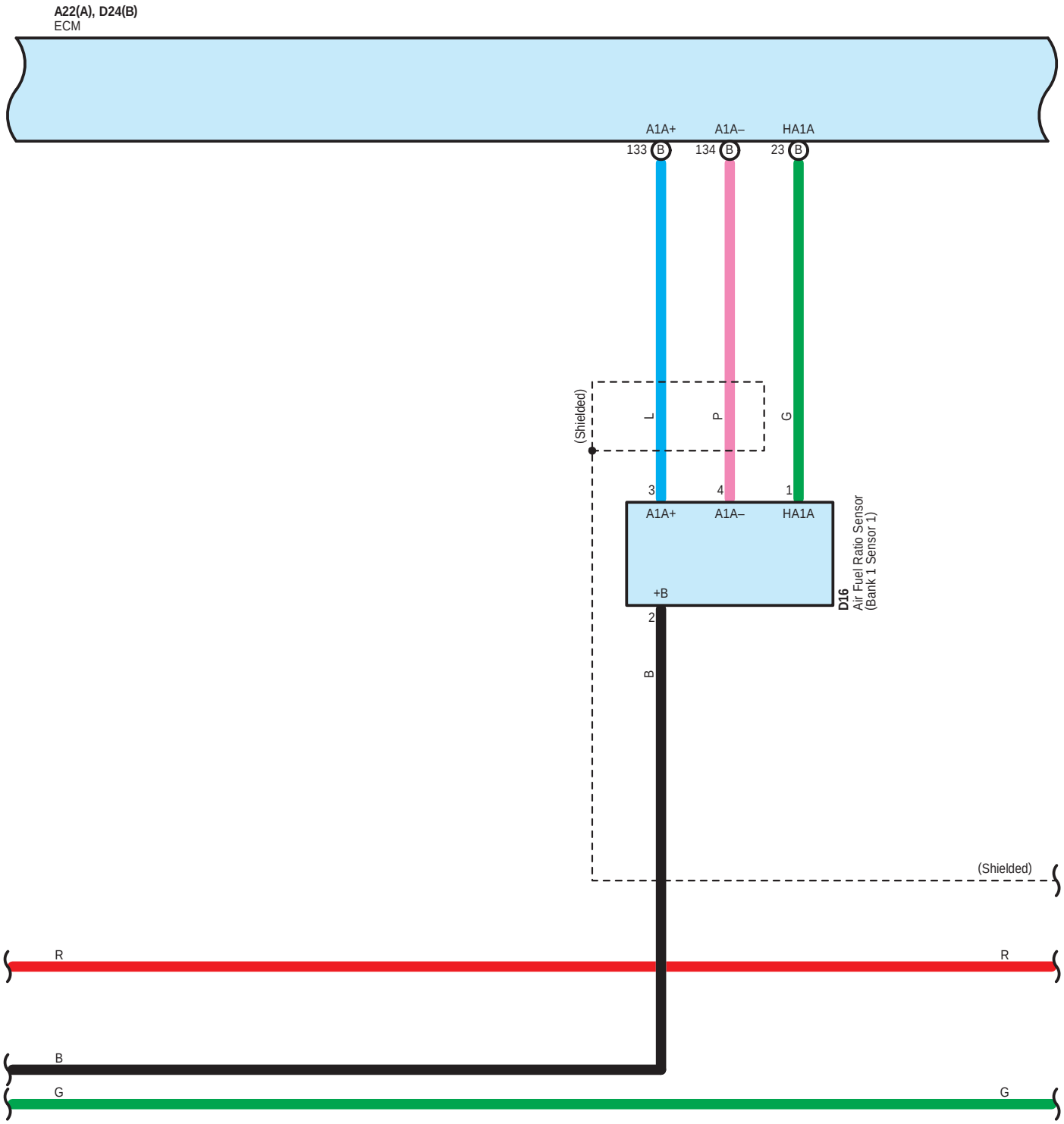
A22(A), D24(B)
ECM
A1A+
A1A–
HA1A
133 B
134 B
23 B
(Shielded)
L
P
G
3
4
1
A1A+
A1A–
HA1A
+B
2
D16
Air Fuel Ratio Sensor
(Bank 1 Sensor 1)
B
(Shielded)
R
R
B
G
G

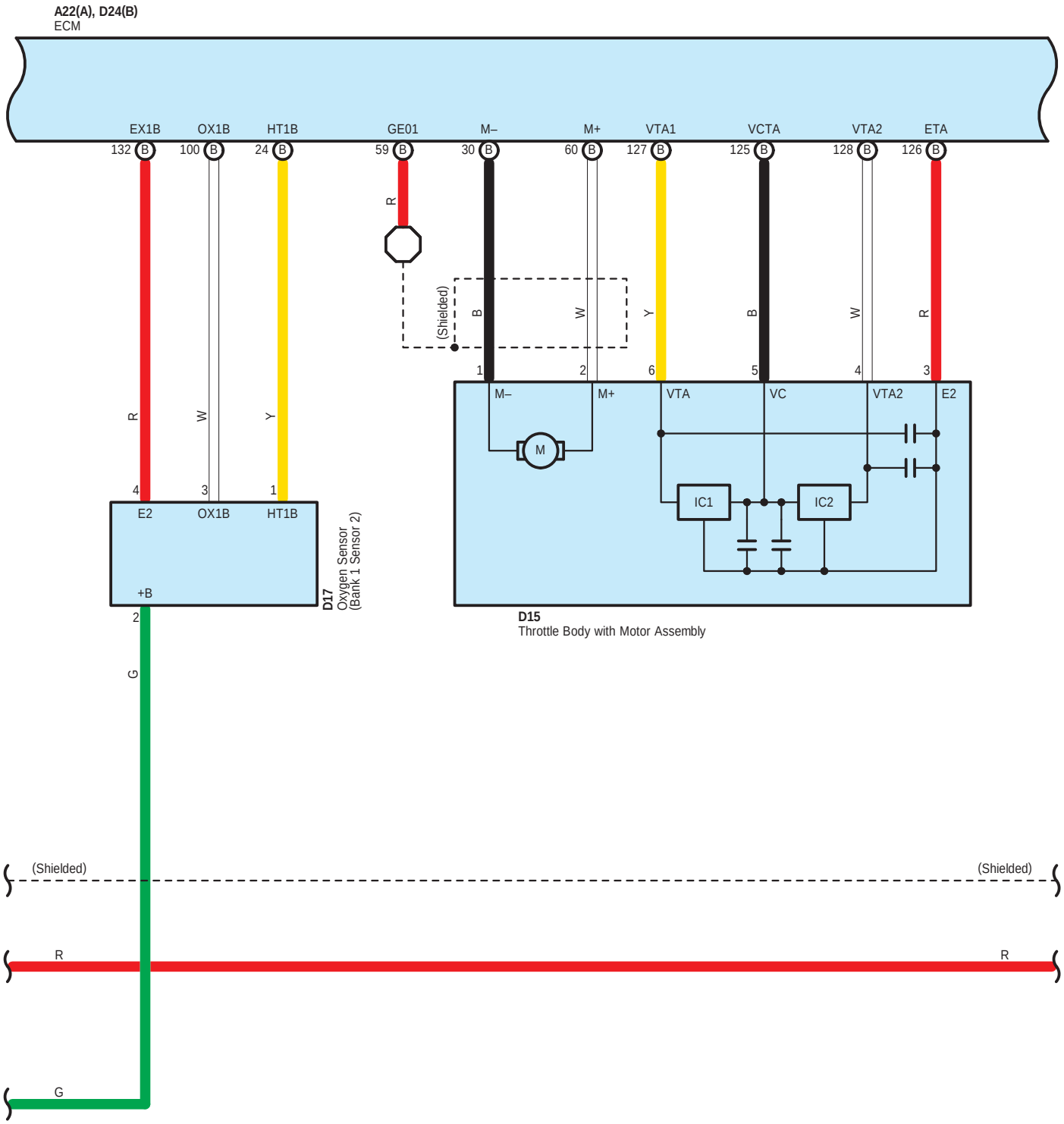
A22(A), D24(B)
ECM
EX1B
OX1B
HT1B
GE01
M–
M+
VTA1
VCTA
VTA2
ETA
132
100
24
59
30
60
127
125
128
126
R
W
Y
B
(Shielded)
1
2
6
5
4
3
M–
M+
VTA
VC
VTA2
E2
M
IC1
IC2
4
3
1
E2
OX1B
HT1B
+B
2
D17
Oxygen Sensor
(Bank 1 Sensor 2)
D15
Throttle Body with Motor Assembly
G
(Shielded)
(Shielded)
R
R
G

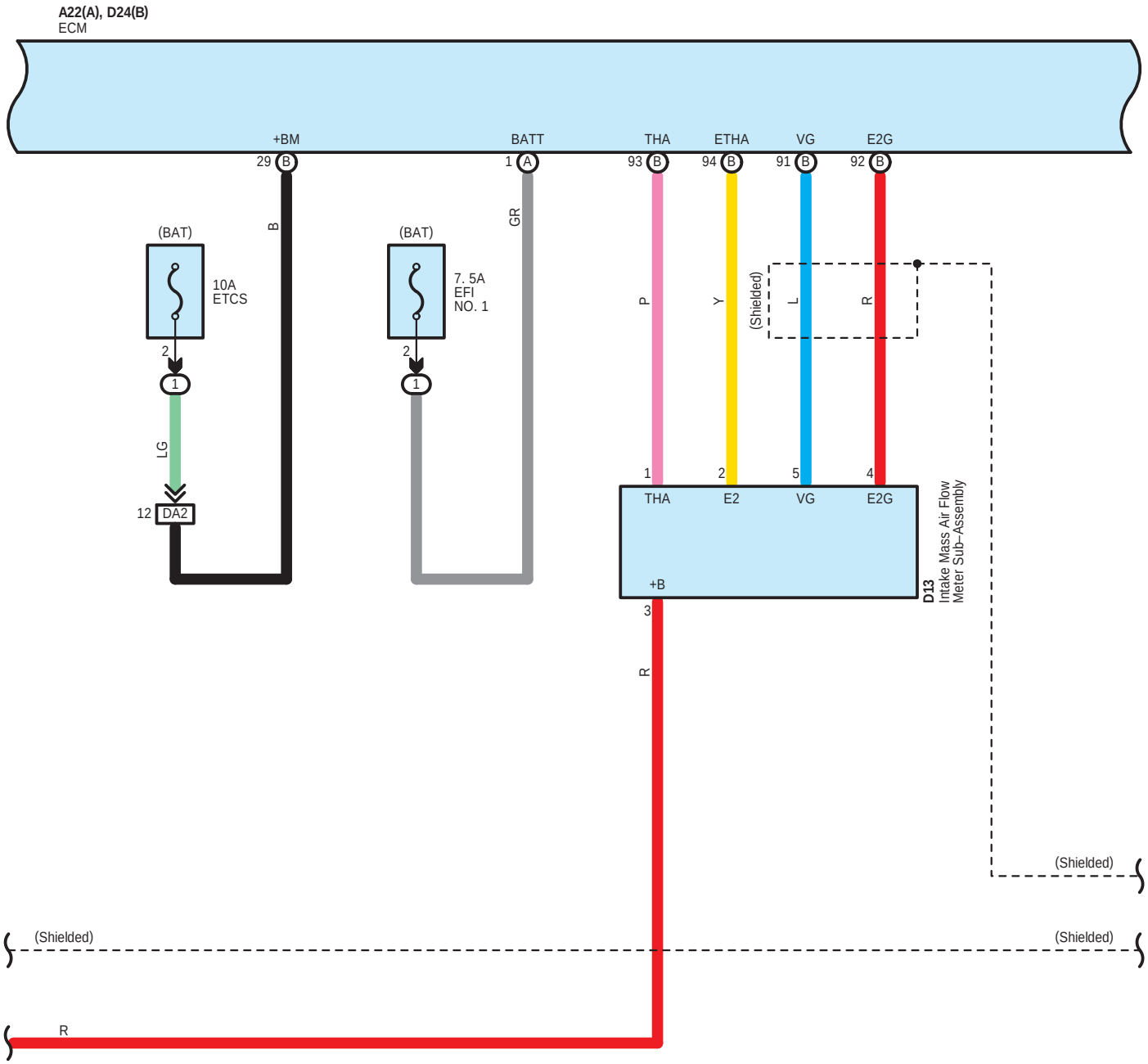
A22(A), D24(B)
ECM
+BM
BATT
THA
ETHA
VG
E2G
29 B
1 A
93 B
94 B
91 B
92 B
(BAT)
10A
ETCS
2
1
LG
12 DA2
B
(BAT)
7. 5A
EFI
NO. 1
2
1
GR
P
Y
(Shielded)
L
R
1
2
5
4
THA
E2
VG
E2G
+B
3
D13
Intake Mass Air Flow
Meter Sub-Assembly
R
(Shielded)
(Shielded)
(Shielded)
R

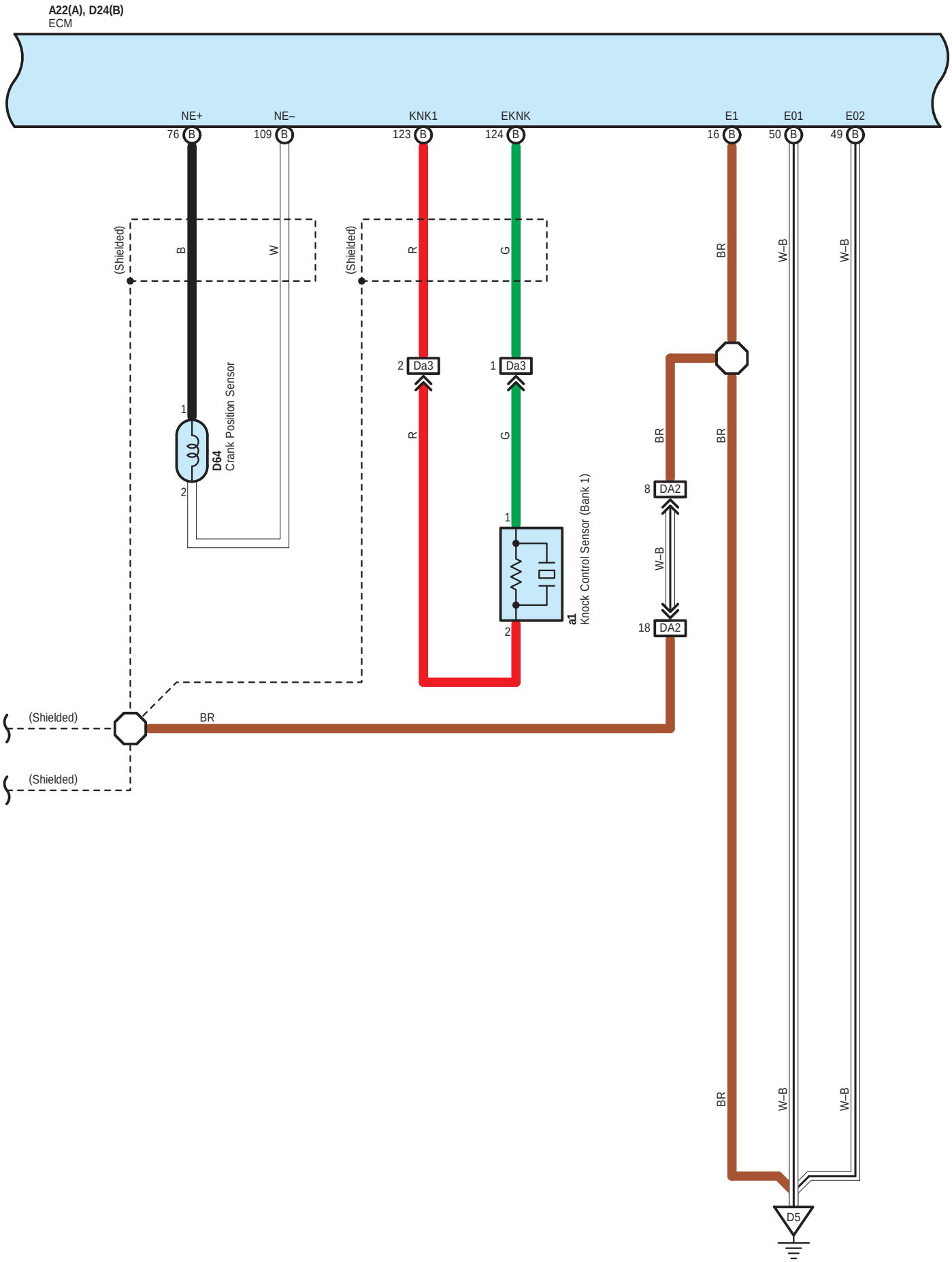
A22(A), D24(B)
ECM
NE+
NE–
KNK1
EKNK
E1
E01
E02
76 B
109 B
123 B
124 B
16 B
50 B
49 B
(Shielded)
B
W
R
G
BR
W–B
2 Da3
1 Da3
1
2
D64
Crank Position Sensor
a1
Knock Control Sensor (Bank 1)
8 DA2
18 DA2
(Shielded)
(Shielded)
D5

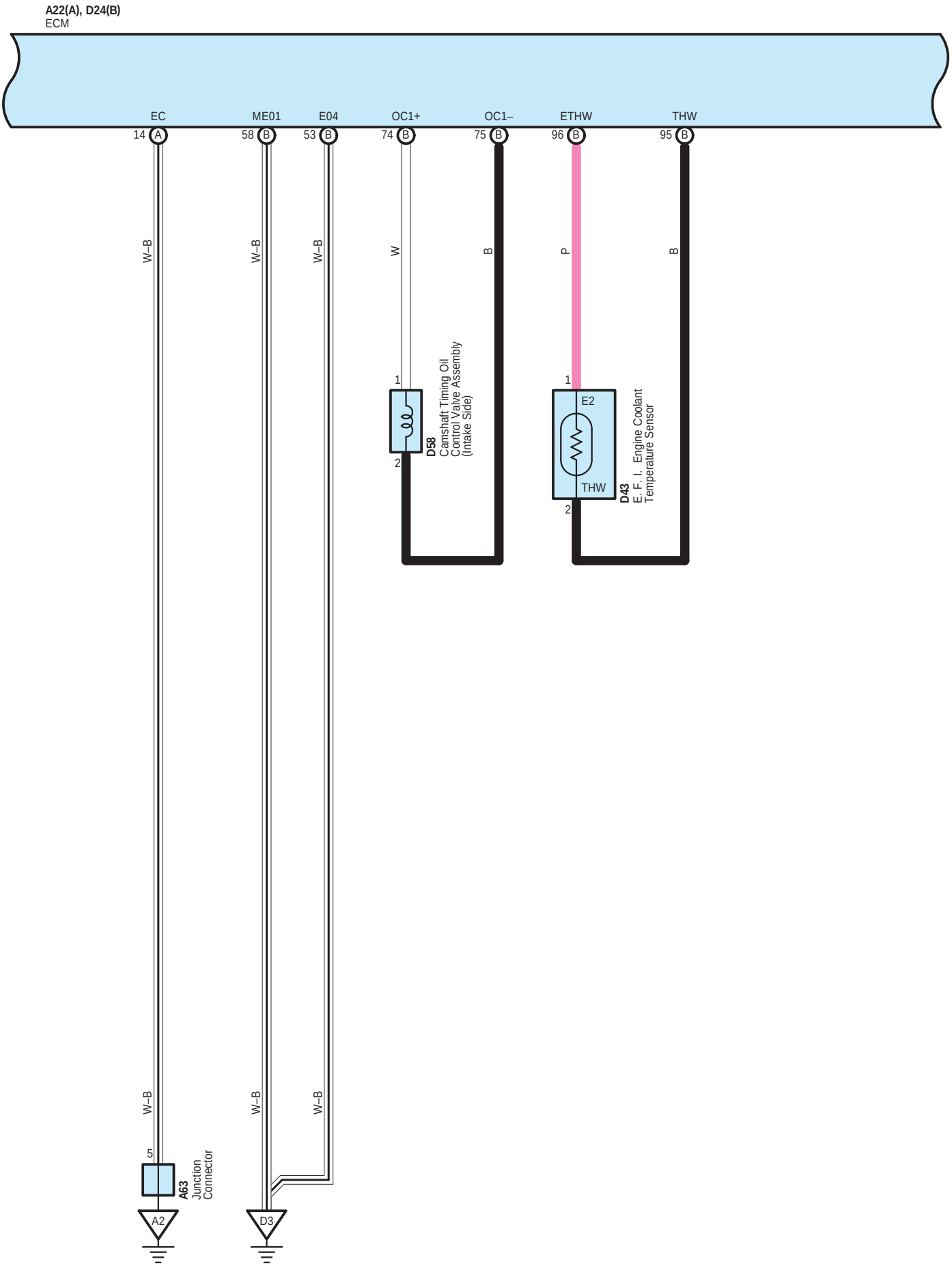
A22(A), D24(B)
ECM
EC
ME01
E04
OC1+
OC1–
ETHW
THW
14 A
58 B
53 B
74 B
75 B
96 B
95 B
W–B
W–B
W–B
W
B
P
B
1
2
D58
Camshaft Timing Oil Control Valve Assembly (Intake Side)
1
E2
THW
2
D43
E. F. I. Engine Coolant Temperature Sensor
W–B
W–B
W–B
5
A63
Junction Connector
A2
D3

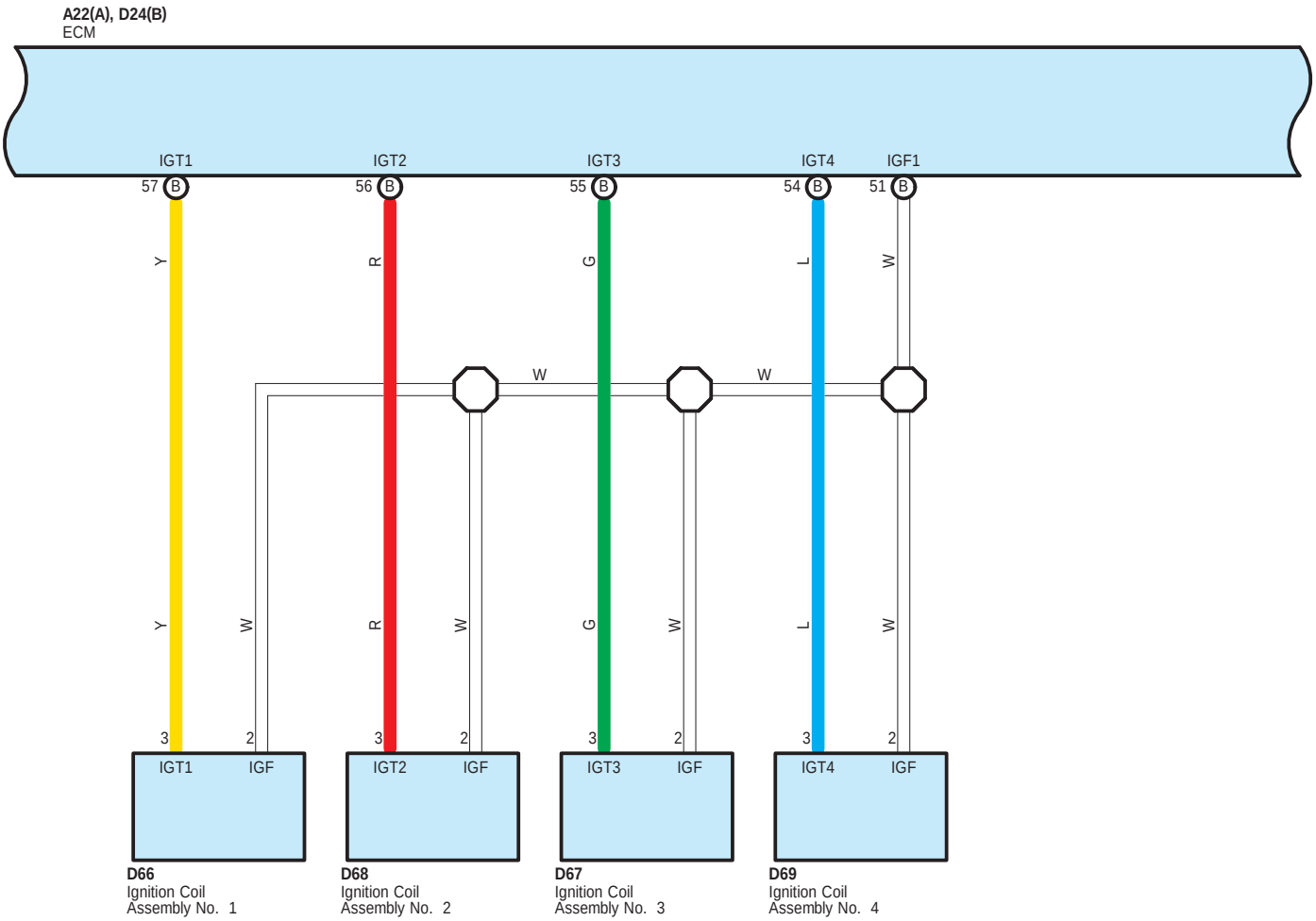
A22(A), D24(B)
ECM
IGT1
IGT2
IGT3
IGT4
IGF1
57 B
56 B
55 B
54 B
51 B
Y
R
G
L
W
W
W
Y
W
R
W
G
W
L
W
3
2
3
2
3
2
3
2
IGT1
IGF
IGT2
IGF
IGT3
IGF
IGT4
IGF
D66
Ignition Coil
Assembly No. 1
D68
Ignition Coil
Assembly No. 2
D67
Ignition Coil
Assembly No. 3
D69
Ignition Coil
Assembly No. 4

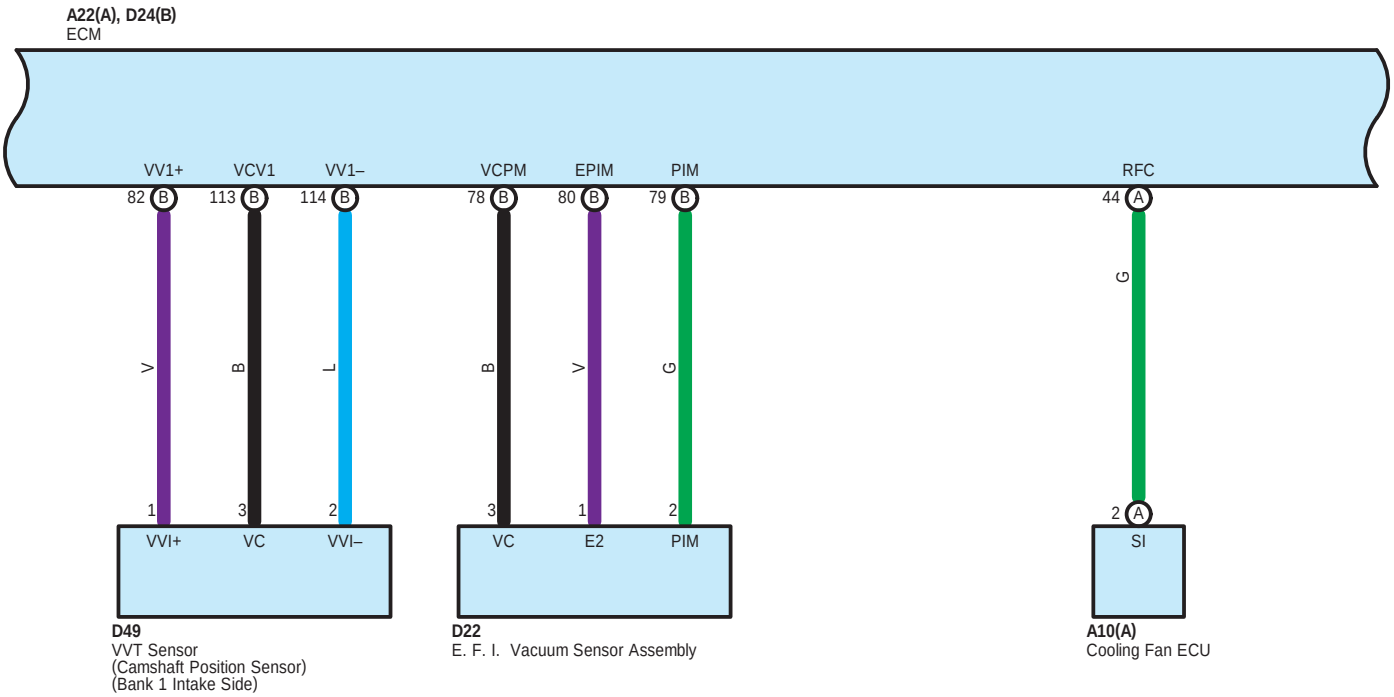
A22(A), D24(B)
ECM
VV1+
VCV1
VV1–
VCPM
EPIM
PIM
RFC
82 B
113 B
114 B
78 B
80 B
79 B
44 A
V
B
L
B
V
G
G
1
3
2
3
1
2
2 A
VVI+
VC
VVI–
VC
E2
PIM
SI
D49
VVT Sensor
(Camshaft Position Sensor)
(Bank 1 Intake Side)
D22
E. F. I. Vacuum Sensor Assembly
A10(A)
Cooling Fan ECU

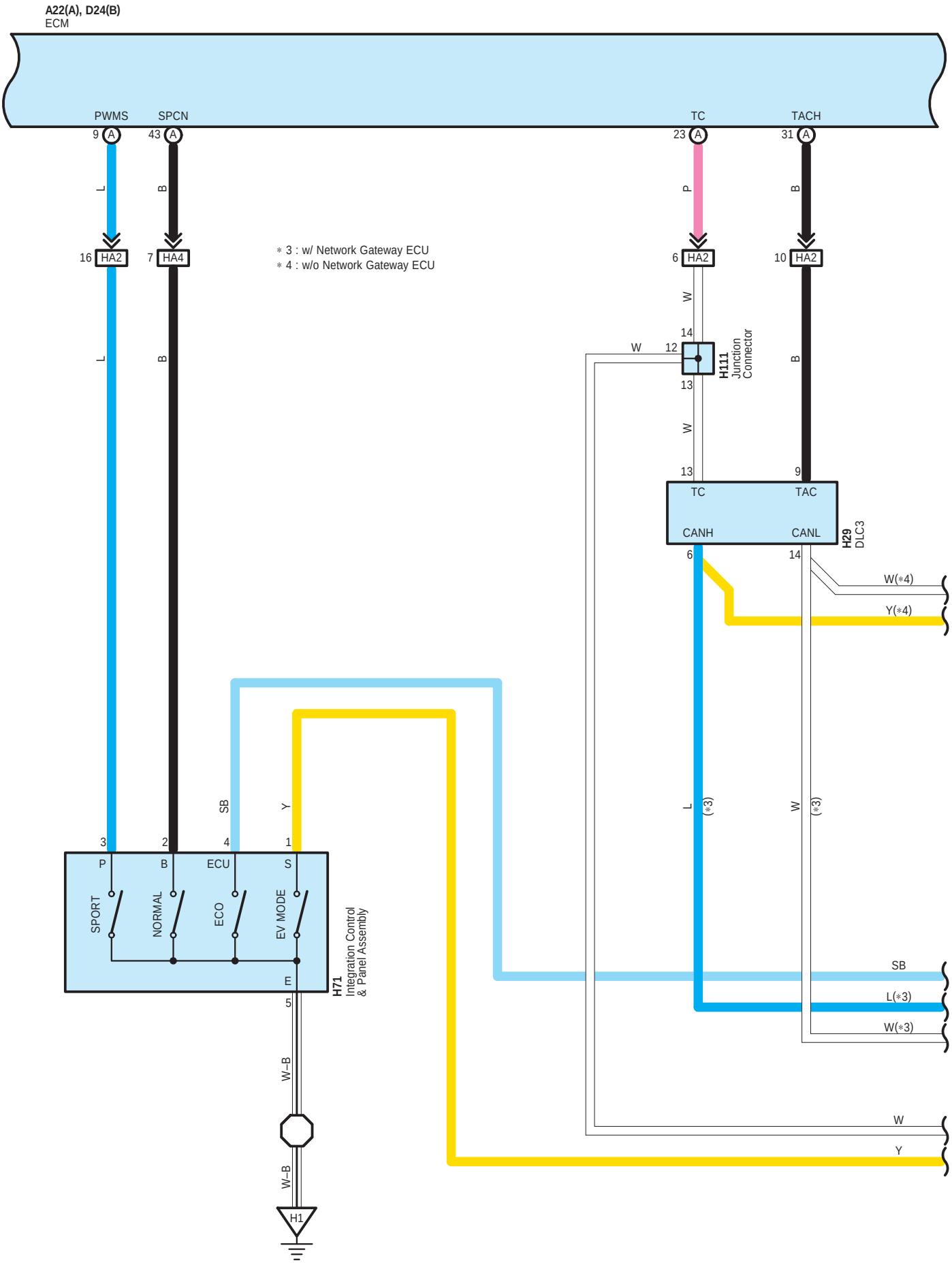
A22(A), D24(B)
ECM
PWMS
SPCN
TC
TACH
9 A
43 A
23 A
31 A
L
B
P
B
16 HA2
7 HA4
6 HA2
10 HA2
∗ 3 : w/ Network Gateway ECU
∗ 4 : w/o Network Gateway ECU
W
14
12
13
H111
Junction
Connector
W
13
9
TC
TAC
CANH
CANL
H29
DLC3
6
14
W(∗4)
Y(∗4)
SB
Y
L
(∗3)
W
(∗3)
3
2
4
1
P
B
ECU
S
SPORT
NORMAL
ECO
EV MODE
E
H71
Integration Control
& Panel Assembly
5
SB
L(∗3)
W(∗3)
W–B
W
Y
W–B
H1

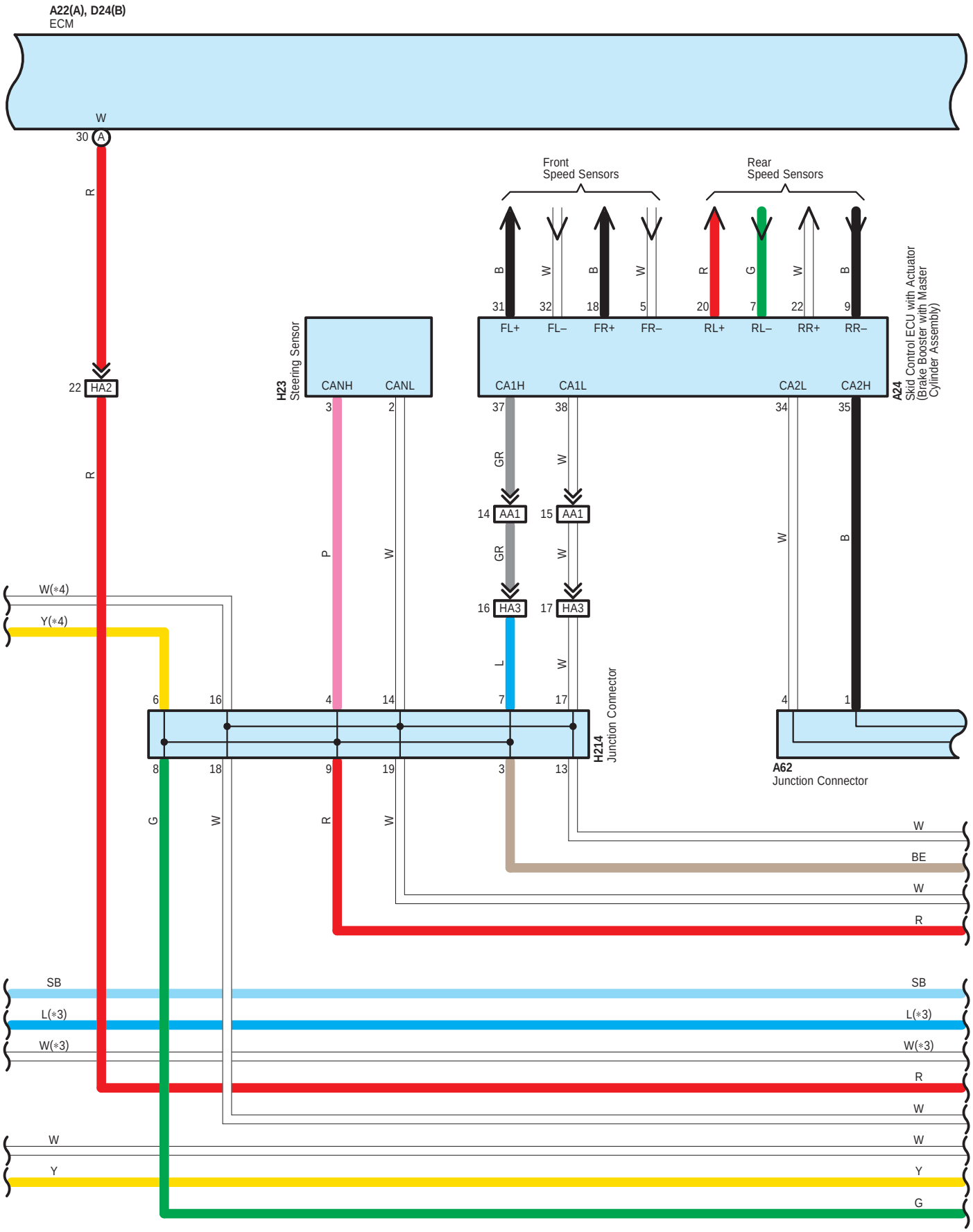
A22(A), D24(B)
ECM
W
30 A
R
22 HA2
R
H23
Steering Sensor
CANH
CANL
3
2
P
W
Front
Speed Sensors
Rear
Speed Sensors
B
W
B
W
R
G
W
B
31
32
18
5
20
7
22
9
FL+
FL–
FR+
FR–
RL+
RL–
RR+
RR–
CA1H
CA1L
CA2L
CA2H
37
38
34
35
A24
Skid Control ECU with Actuator
(Brake Booster with Master
Cylinder Assembly)
GR
W
14 AA1
15 AA1
GR
W
16 HA3
17 HA3
L
W
W
B
W(∗4)
Y(∗4)
6
16
4
14
7
17
4
1
H214
Junction Connector
8
18
9
19
3
13
A62
Junction Connector
G
W
R
W
W
BE
W
R
SB
L(∗3)
W(∗3)
SB
L(∗3)
W(∗3)
R
W
W
W
Y
Y
G

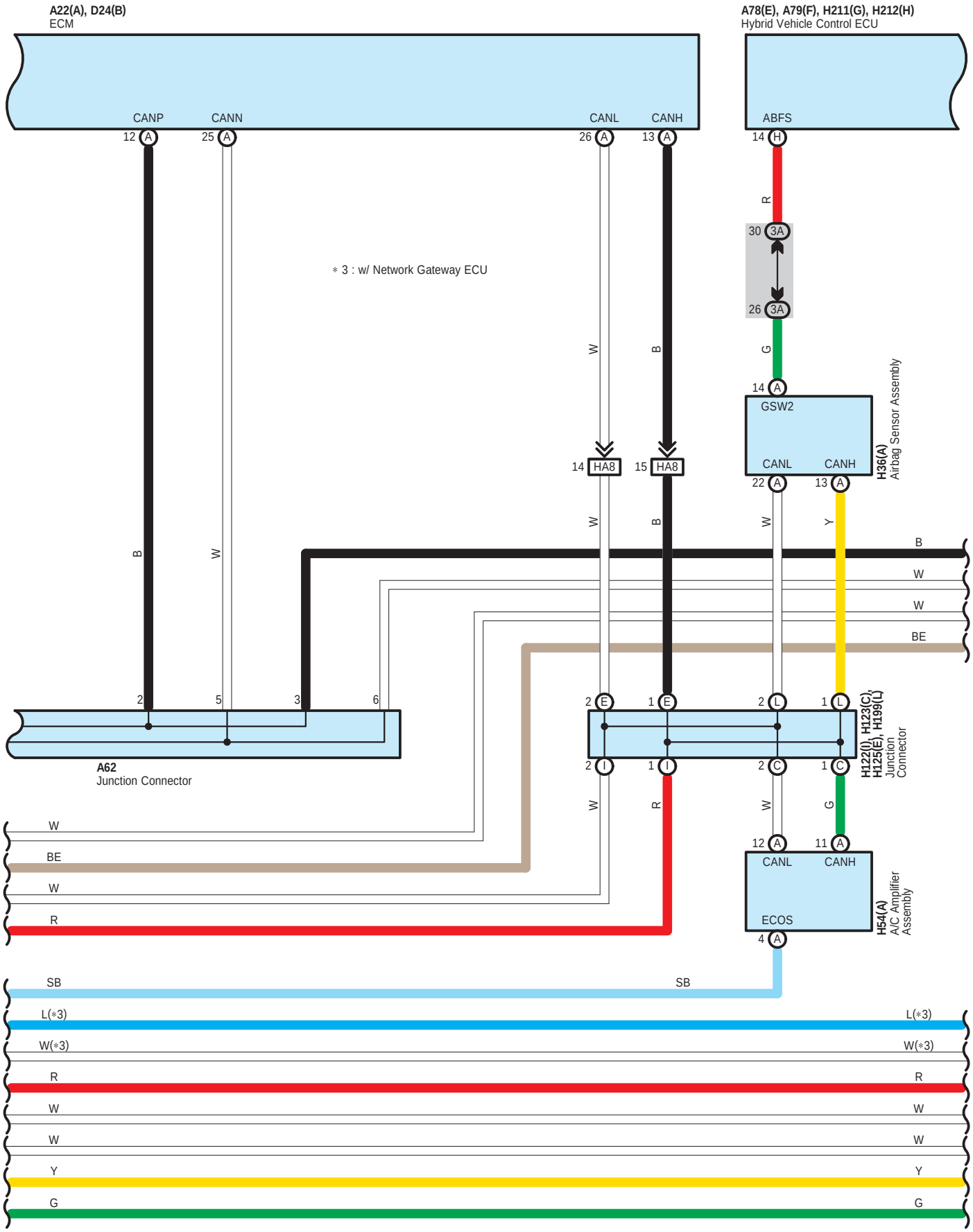
A22(A), D24(B)
ECM
CANP
CANN
CANL
CANH
12 A
25 A
26 A
13 A
A78(E), A79(F), H211(G), H212(H)
Hybrid Vehicle Control ECU
ABFS
14 H
R
30 3A
26 3A
G
14 A
GSW2
CANL
CANH
22 A
13 A
H36(A)
Airbag Sensor Assembly
∗ 3 : w/ Network Gateway ECU
W
B
14 HA8
15 HA8
W
B
W
Y
B
W
W
BE
2
5
3
6
2 E
1 E
2 L
1 L
2 I
1 I
2 C
1 C
H122(I), H123(C), H125(E), H199(L)
Junction Connector
A62
Junction Connector
W
R
W
G
W
BE
W
R
12 A
11 A
CANL
CANH
ECOS
4 A
H54(A)
A/C Amplifier Assembly
SB
SB
L(∗3)
L(∗3)
W(∗3)
W(∗3)
R
R
W
W
W
W
Y
Y
G
G

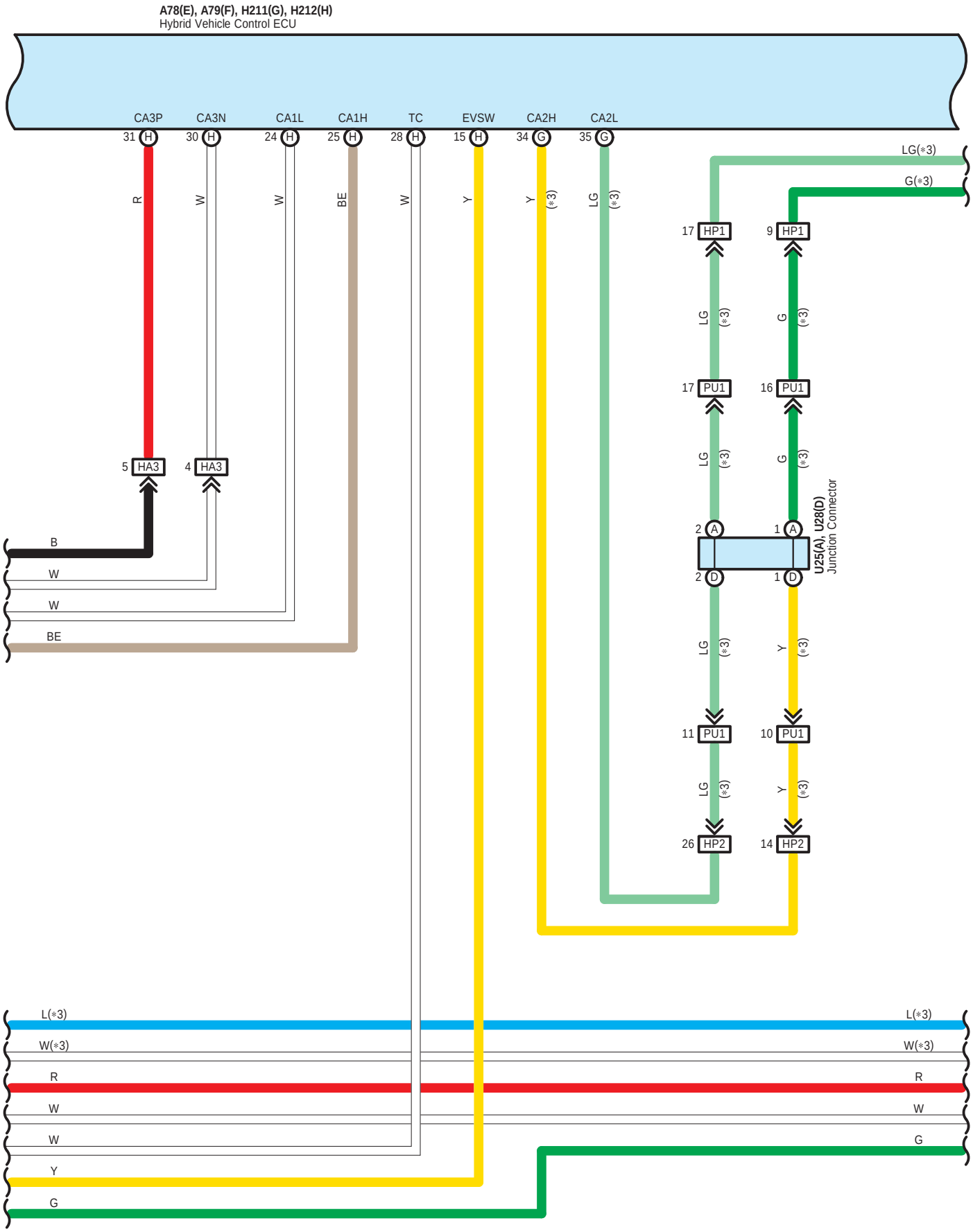
A78(E), A79(F), H211(G), H212(H)
Hybrid Vehicle Control ECU
CA3P
CA3N
CA1L
CA1H
TC
EVSW
CA2H
CA2L
31 H
30 H
24 H
25 H
28 H
15 H
34 G
35 G
R
W
W
BE
W
Y
Y (*3)
LG (*3)
LG(*3)
G(*3)
17 HP1
9 HP1
LG (*3)
G (*3)
17 PU1
16 PU1
LG (*3)
G (*3)
5 HA3
4 HA3
2 A
1 A
2 D
1 D
U25(A), U28(D)
Junction Connector
B
W
W
BE
LG (*3)
Y (*3)
11 PU1
10 PU1
LG (*3)
Y (*3)
26 HP2
14 HP2
L(*3)
W(*3)
R
W
W
Y
G
L(*3)
W(*3)
R
W
G

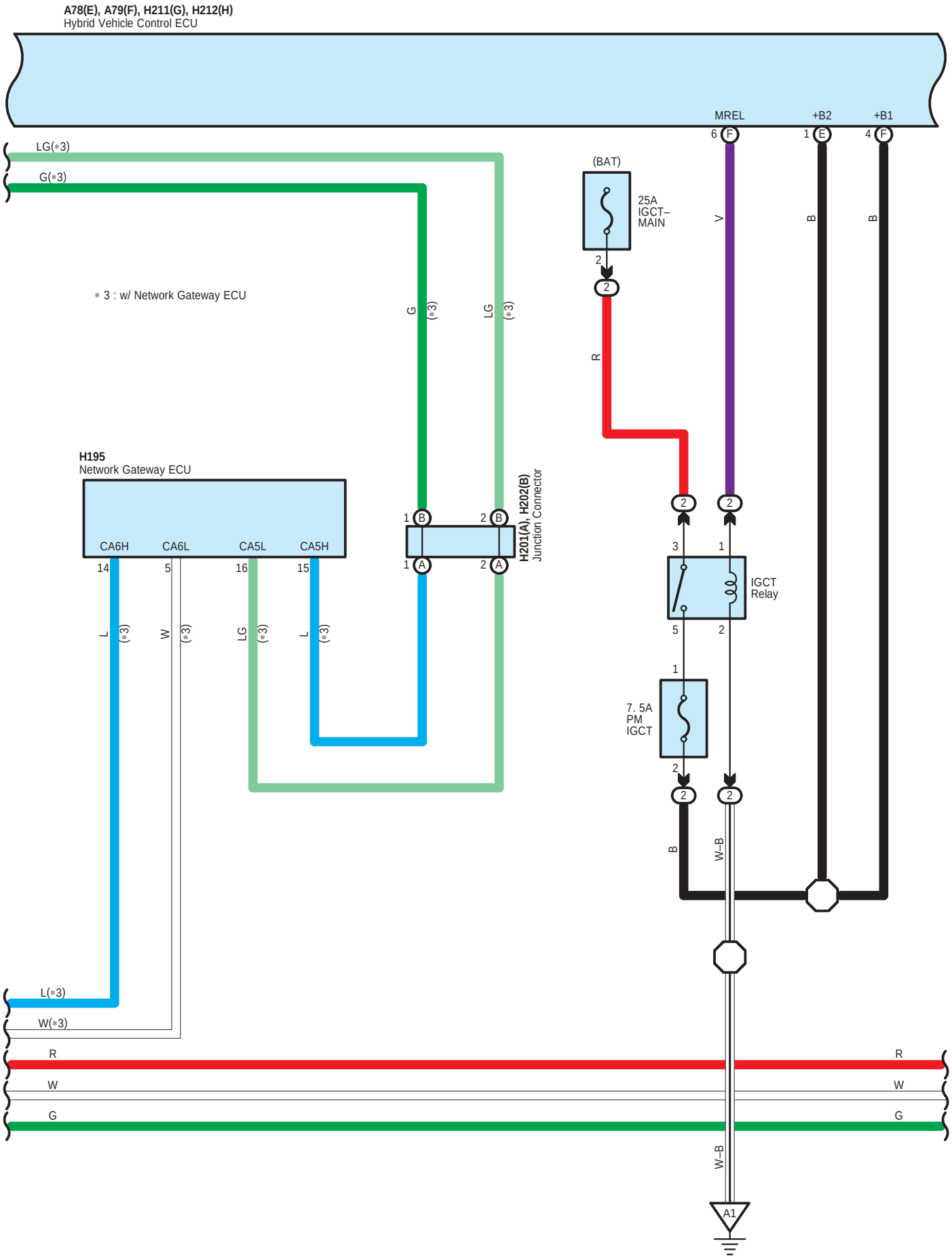
A78(E), A79(F), H211(G), H212(H)
Hybrid Vehicle Control ECU
MREL
+B2
+B1
6 F
1 E
4 F
LG(∗3)
G(∗3)
(BAT)
25A
IGCT–
MAIN
V
B
B
2
∗ 3 : w/ Network Gateway ECU
G
(∗3)
LG
(∗3)
R
H195
Network Gateway ECU
CA6H
CA6L
CA5L
CA5H
14
5
16
15
1 B
2 B
1 A
2 A
H201(A), H202(B)
Junction Connector
3
1
IGCT
Relay
5
2
L
(∗3)
W
(∗3)
LG
(∗3)
L
(∗3)
1
7. 5A
PM
IGCT
2
B
W–B
L(∗3)
W(∗3)
R
W
G
R
W
G
W–B
A1

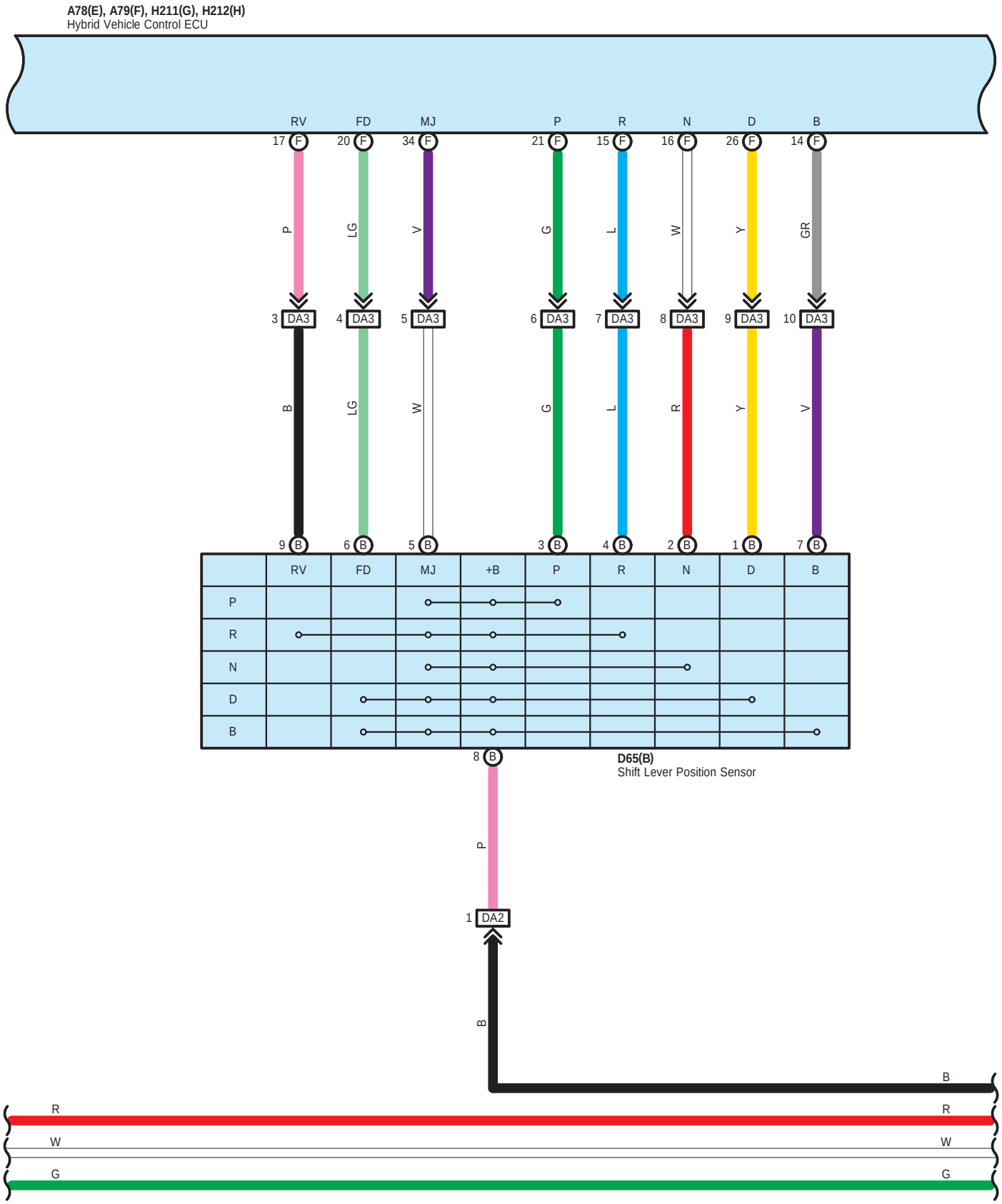
A78(E), A79(F), H211(G), H212(H)
Hybrid Vehicle Control ECU
RV
FD
MJ
P
R
N
D
B
17 F
20 F
34 F
21 F
15 F
16 F
26 F
14 F
P
LG
V
G
L
W
Y
GR
3 DA3
4 DA3
5 DA3
6 DA3
7 DA3
8 DA3
9 DA3
10 DA3
B
LG
W
G
L
R
Y
V
9 B
6 B
5 B
3 B
4 B
2 B
1 B
7 B
RV
FD
MJ
+B
P
R
N
D
B
P
R
N
D
B
8 B
D65(B)
Shift Lever Position Sensor
P
1 DA2
B
B
R
R
W
W
G
G

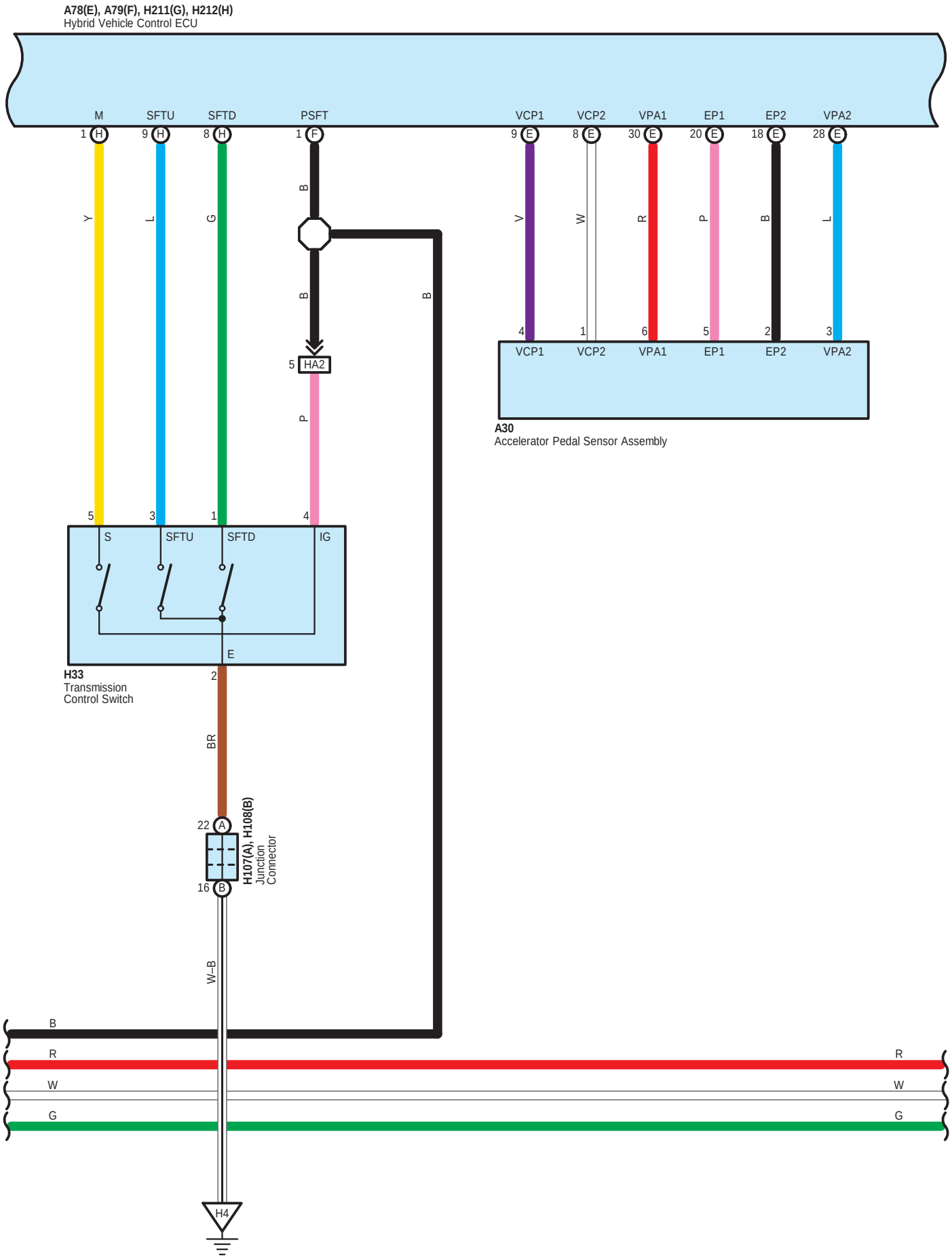
A78(E), A79(F), H211(G), H212(H)
Hybrid Vehicle Control ECU
M
SFTU
SFTD
PSFT
VCP1
VCP2
VPA1
EP1
EP2
VPA2
1 H
9 H
8 H
1 F
9 E
8 E
30 E
20 E
18 E
28 E
Y
L
G
B
B
B
V
W
R
P
B
L
4
1
6
5
2
3
VCP1
VCP2
VPA1
EP1
EP2
VPA2
A30
Accelerator Pedal Sensor Assembly
5 HA2
P
5
3
1
4
S
SFTU
SFTD
IG
E
H33
Transmission
Control Switch
2
BR
22 A
16 B
H107(A), H108(B)
Junction
Connector
W–B
B
R
W
G
R
W
G
H4

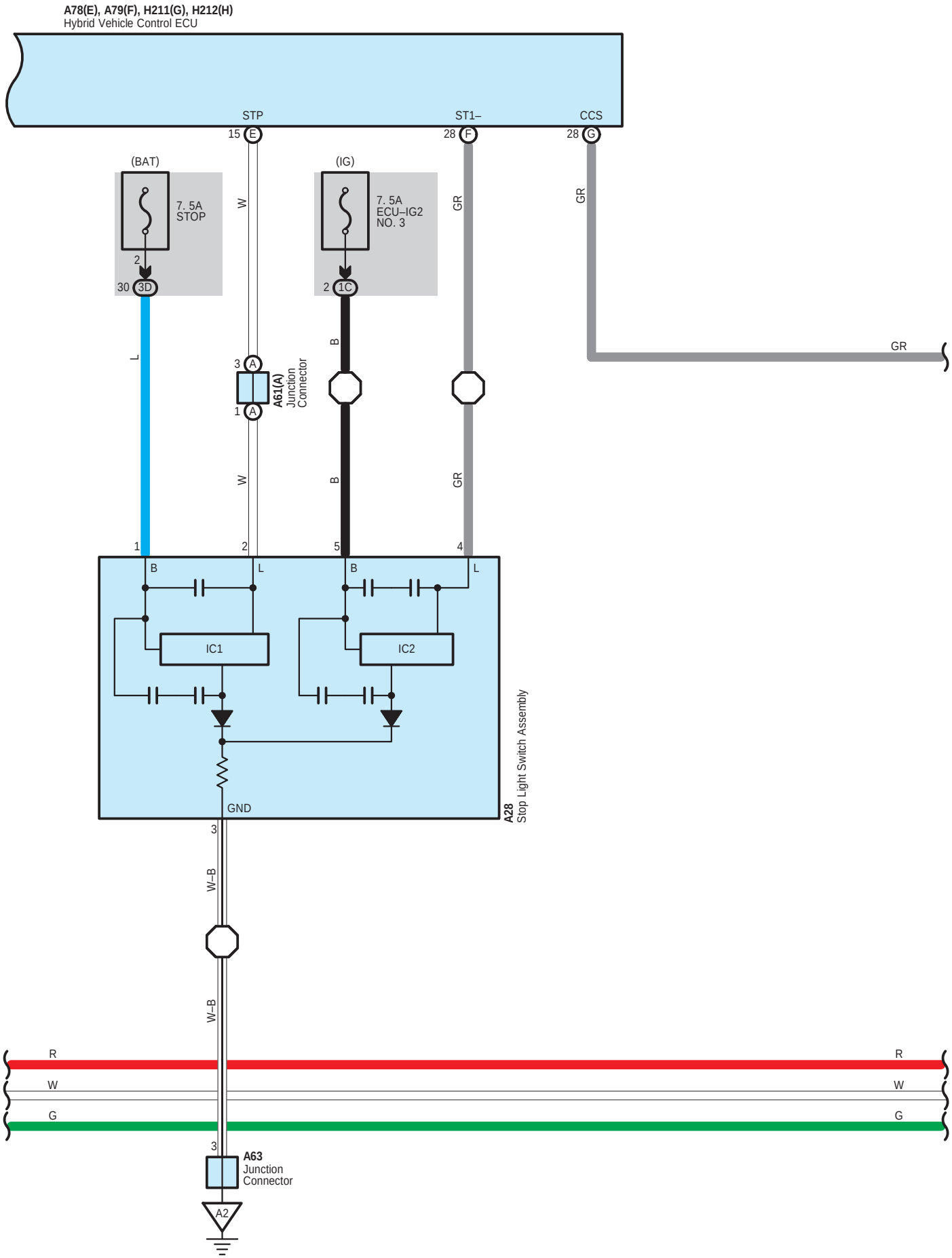
A78(E), A79(F), H211(G), H212(H)
Hybrid Vehicle Control ECU
STP
ST1–
CCS
15 E
28 F
28 G
(BAT)
7. 5A
STOP
2
30 3D
(IG)
7. 5A
ECU–IG2
NO. 3
2 1C
W
GR
GR
L
B
GR
3 A
1 A
A61(A)
Junction
Connector
W
B
GR
1
2
5
4
B
L
B
L
IC1
IC2
GND
A28
Stop Light Switch Assembly
3
W–B
W–B
R
W
G
R
W
G
3
A63
Junction
Connector
A2

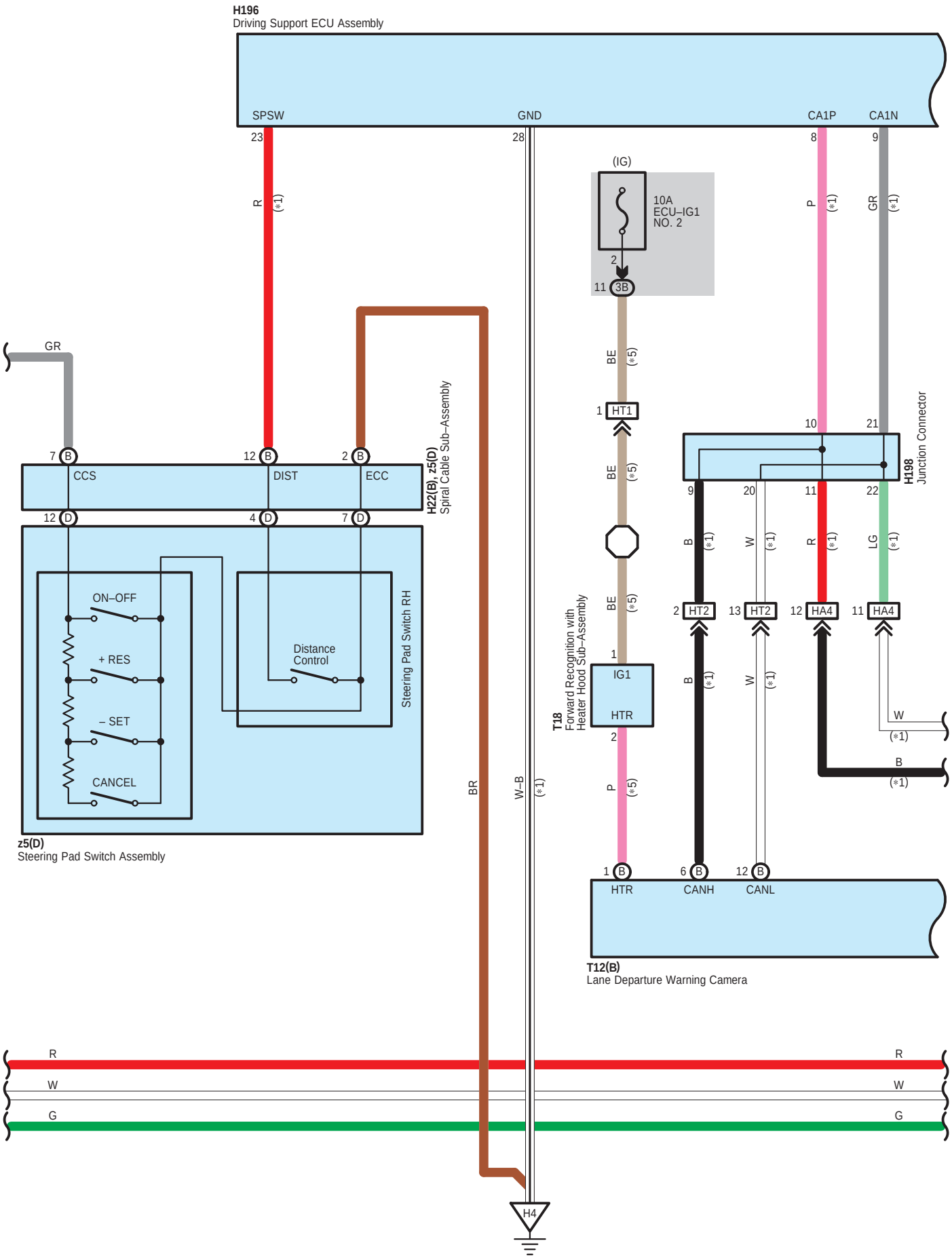
H196
Driving Support ECU Assembly
SPSW
GND
CA1P
CA1N
23
28
8
9
R
(*1)
P
GR
(IG)
10A
ECU–IG1
NO. 2
2
11
3B
BE
(*5)
1
HT1
10
21
H198
Junction Connector
GR
7
B
12
B
2
B
CCS
DIST
ECC
H22(B), z5(D)
Spiral Cable Sub–Assembly
12
D
4
D
7
D
9
20
11
22
B
W
R
LG
2
HT2
13
HT2
12
HA4
11
HA4
ON–OFF
+ RES
– SET
CANCEL
Distance
Control
Steering Pad Switch RH
IG1
HTR
T18
Forward Recognition with
Heater Hood Sub–Assembly
W
B
BR
W–B
1
B
HTR
6
B
CANH
12
B
CANL
z5(D)
Steering Pad Switch Assembly
T12(B)
Lane Departure Warning Camera
R
W
G
H4

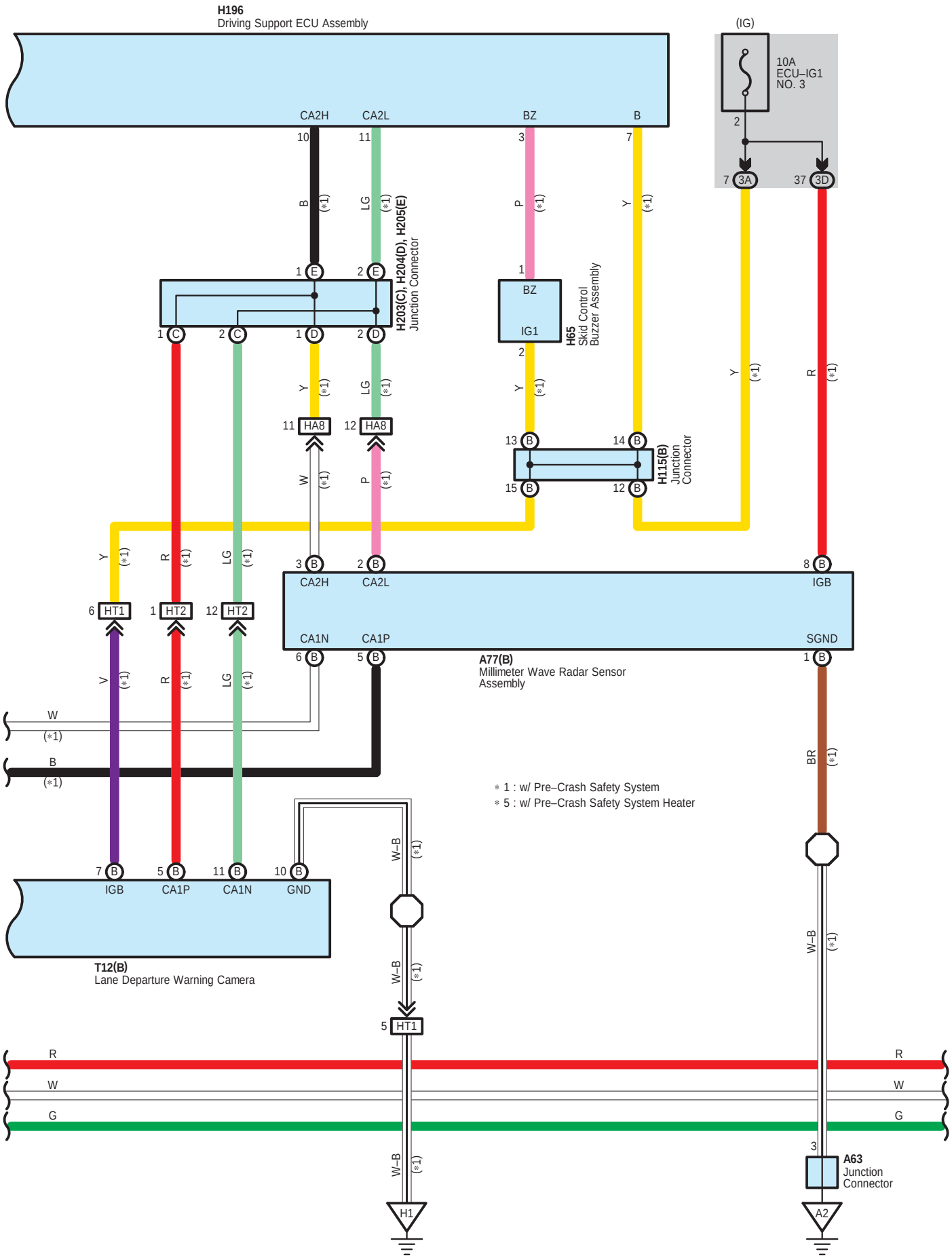
H196
Driving Support ECU Assembly
(IG)
10A
ECU–IG1
NO. 3
CA2H
CA2L
BZ
B
H203(C), H204(D), H205(E)
Junction Connector
H65
Skid Control
Buzzer Assembly
BZ
IG1
HA8
HA8
H115(B)
Junction
Connector
HT1
HT2
HT2
CA2H
CA2L
IGB
CA1N
CA1P
SGND
A77(B)
Millimeter Wave Radar Sensor
Assembly
∗1 : w/ Pre–Crash Safety System
∗5 : w/ Pre–Crash Safety System Heater
IGB
CA1P
CA1N
GND
T12(B)
Lane Departure Warning Camera
HT1
H1
A63
Junction
Connector
A2

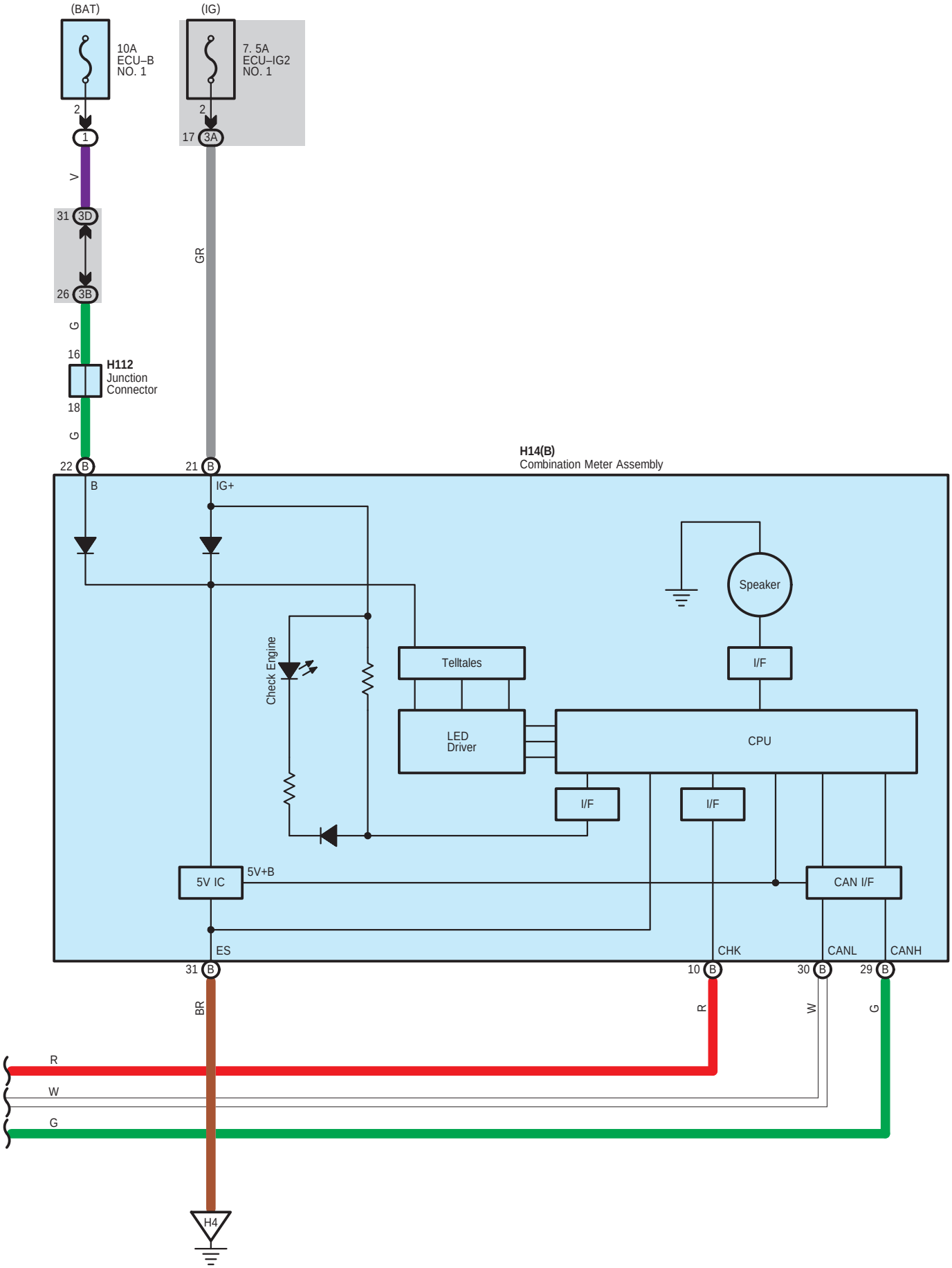
(BAT)
(IG)
10A
ECU–B
NO. 1
7. 5A
ECU–IG2
NO. 1
2
1
V
31 3D
26 3B
G
16
H112
Junction
Connector
18
G
17 3A
GR
22 B
21 B
B
IG+
H14(B)
Combination Meter Assembly
Speaker
I/F
Check Engine
Telltales
LED
Driver
CPU
I/F
I/F
5V IC
5V+B
CAN I/F
ES
CHK
CANL
CANH
31 B
10 B
30 B
29 B
BR
R
W
G
R
W
G
H4

A 10
Black

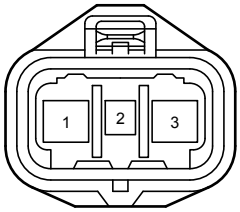

A 22
Black

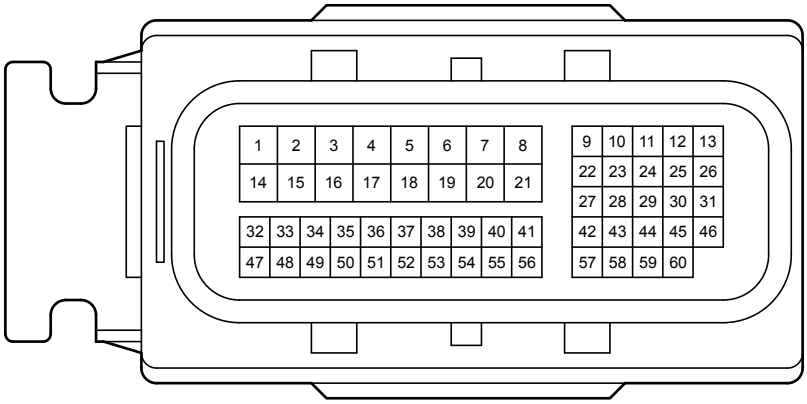

A 24
Black

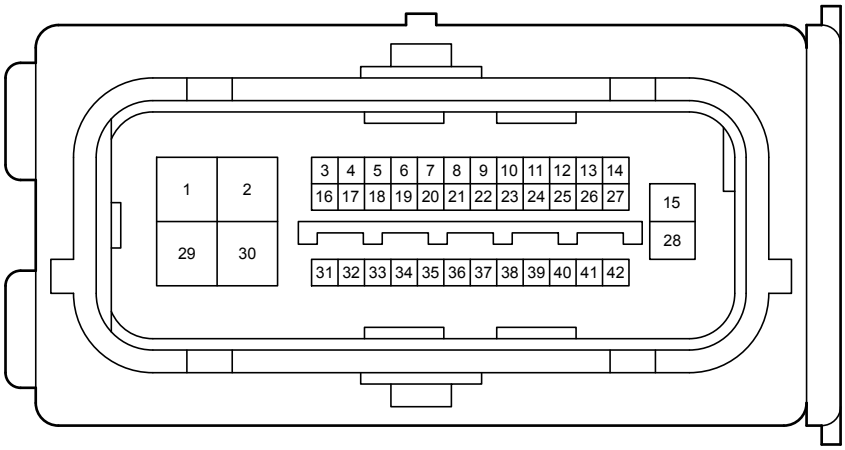

A 28
White

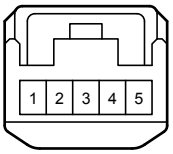

A 30
Black



A 61
Gray

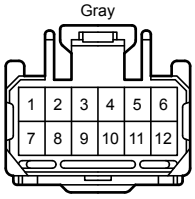

A 62
White

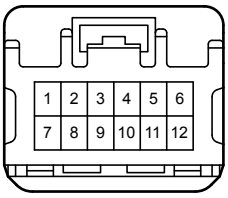

A 63
Gray

A 77
Black



A 78
Gray

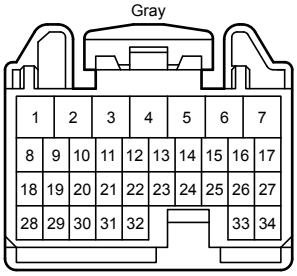

A 79
Gray

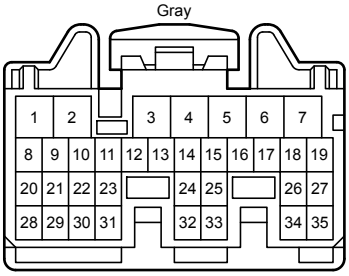

D 13
Black



D 15
Black

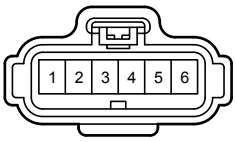

D 16
Gray

D 17
White

D 22
Black



D 24
Black

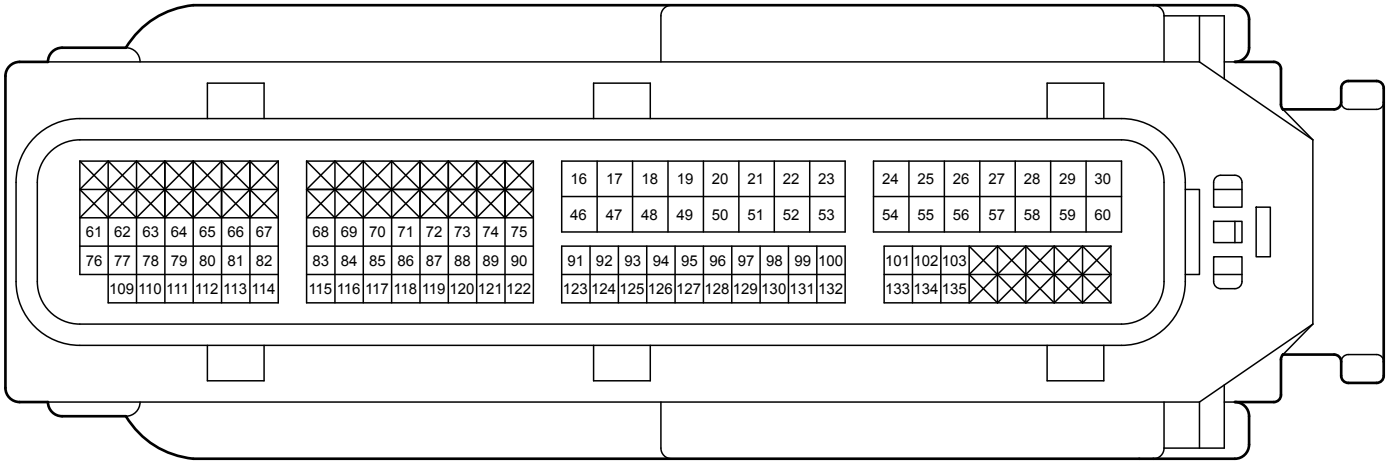

D 26
Black

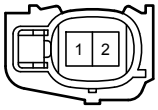

D 27
Black

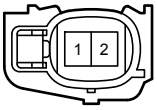

D 30
Gray

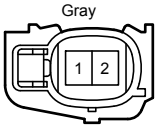

D 31
Gray

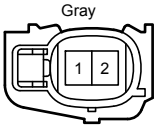

D 43
Black

D 45
Black

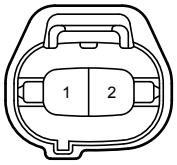

D 49
Black

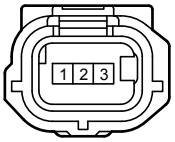

D 58
Gray

D 61
Gray

D 64
Black

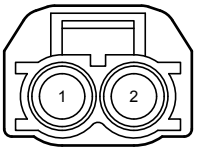

D 65
Gray

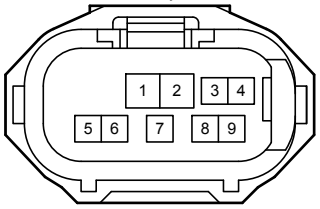

D 66
Black

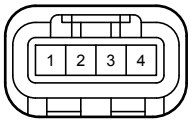

D 67
Black

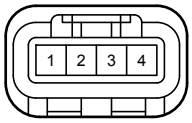

D 68
Gray

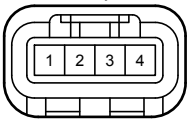

D 69
Gray

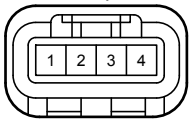

H 14
Black

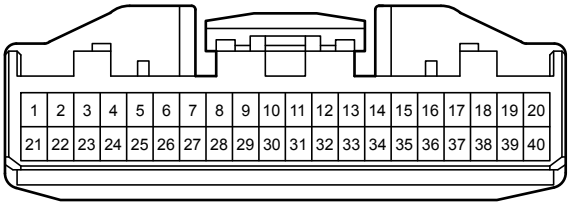

H 22
Black

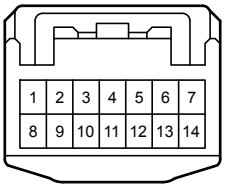

H 23
Blue

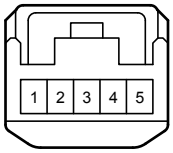

H 29
Black

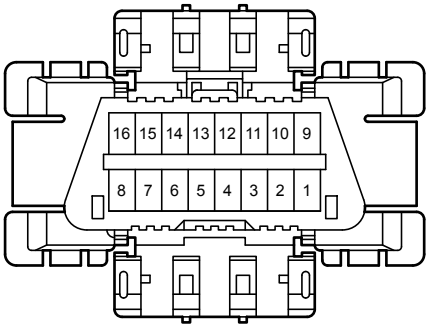

H 33
White

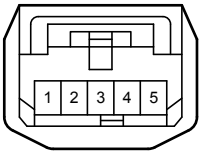

H 36
Yellow

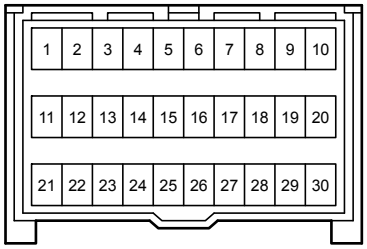

H 54
White

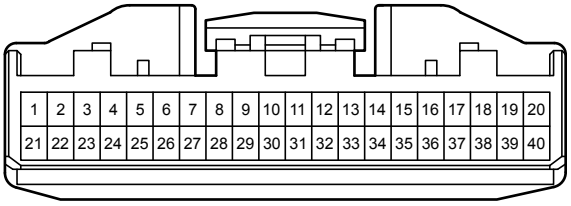

H 65
Blue



H 71
Black



H107
Gray

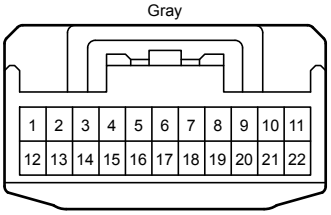

H108
Gray

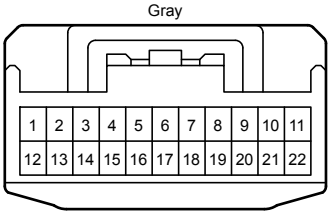

H111
Gray

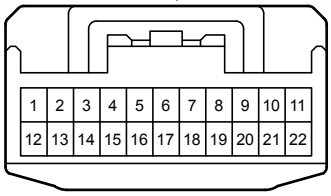

H112
White

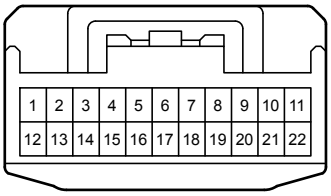

H115
Black

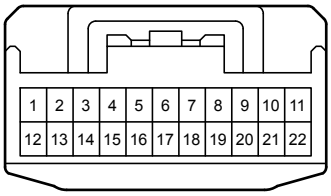

H122
White

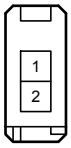

H123
White

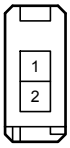

H125
White

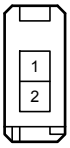

H195
Black

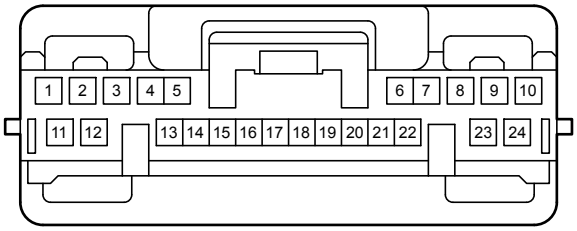

H196
White

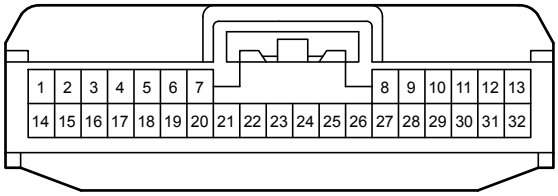

H198
Black

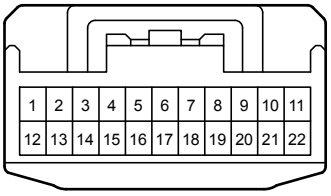

H199
White

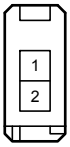

H201
White

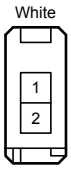

H202
White

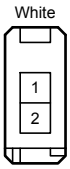

H203
White

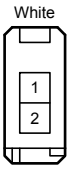

H204
White

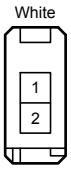

H205
White

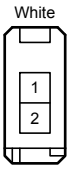

H211
Gray

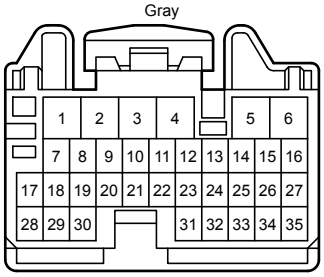

H212
Gray

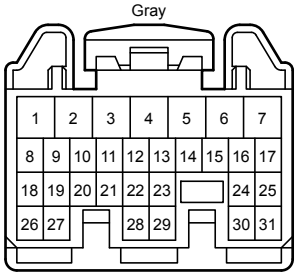

H214
White

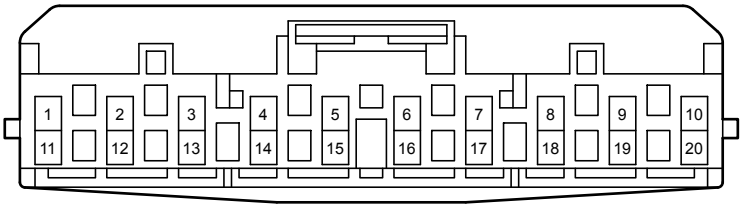

P 7
White

T 12
Gray

T 18
Black

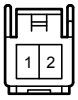

U 25
White

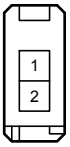

U 28
White

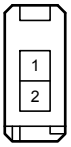

a 1
Black

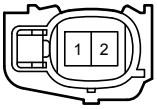

z 5
Black

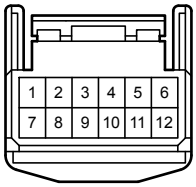

1A
White

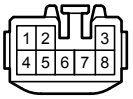

1B
White

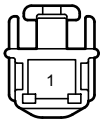

1C
White

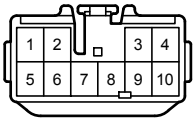

1D
White



1E
White

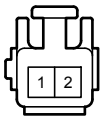

3A
White

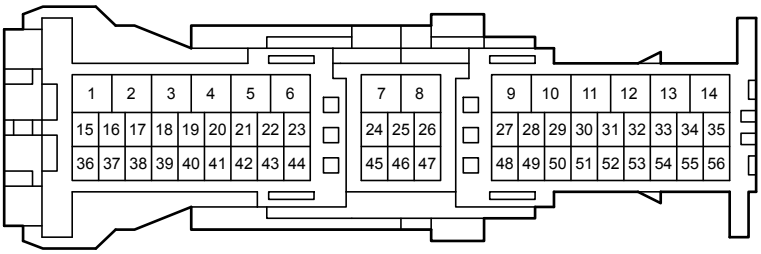

3B
White

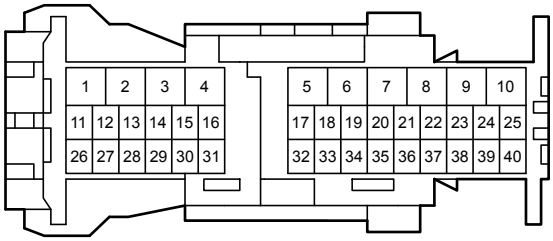

3D
White

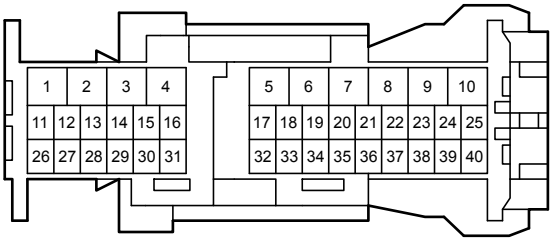

AA1
Blue

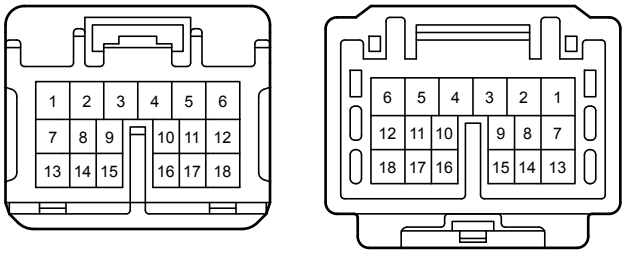

AP1
White

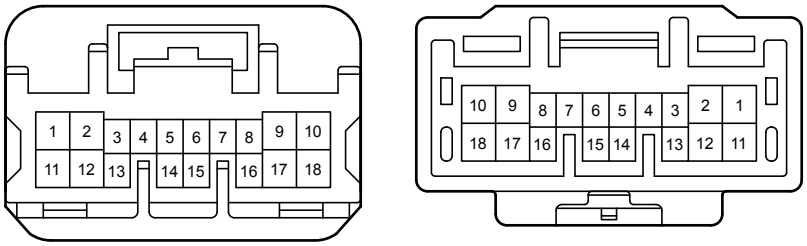

DA1
White

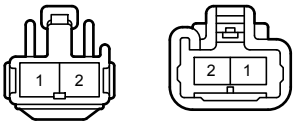

DA2
White

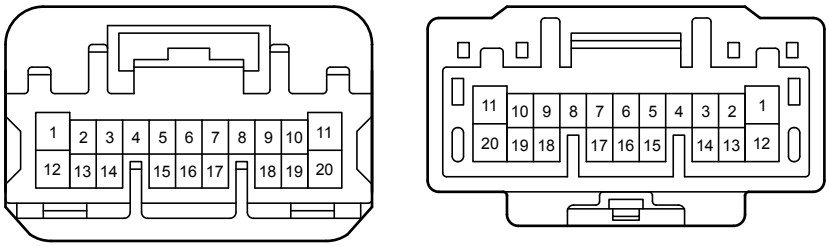

DA3
White

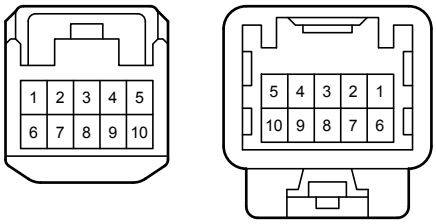

Da3
Black

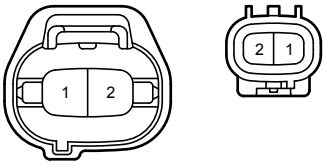

HA2
Blue

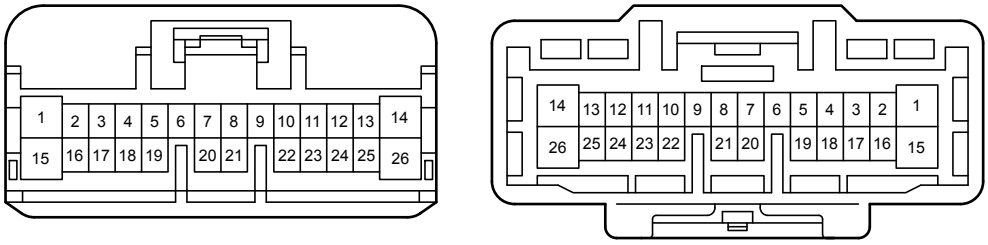

HA3
Gray

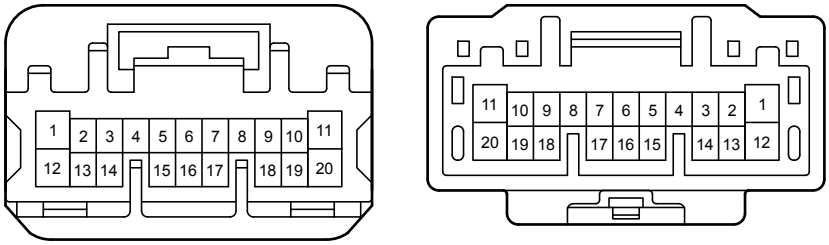

HA4
Blue

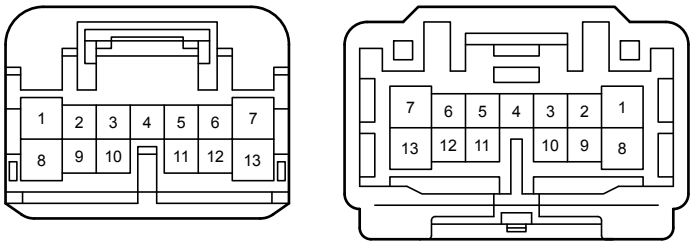

HA8
Gray

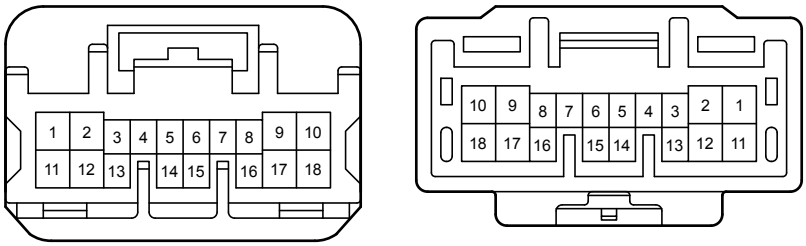

HP1
White

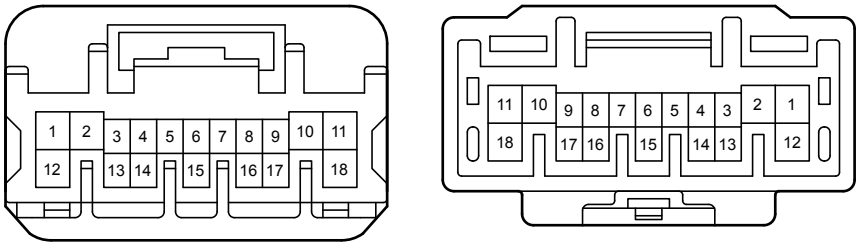

HP2
White

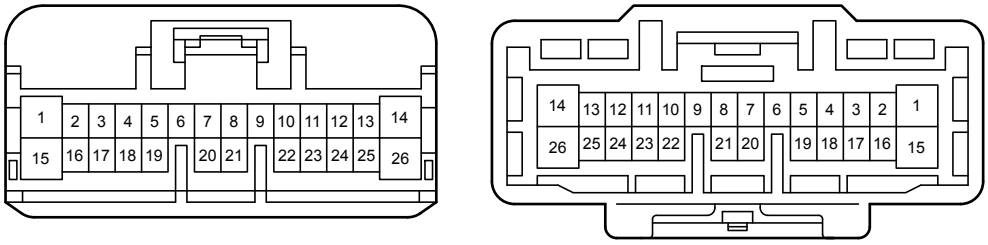

HT1
White

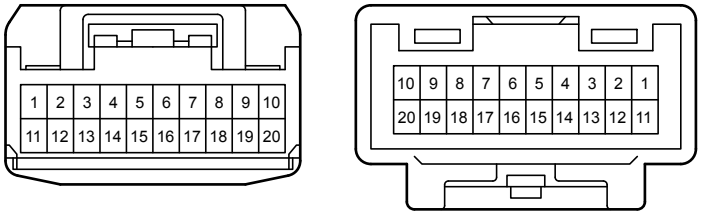

HT2
Gray

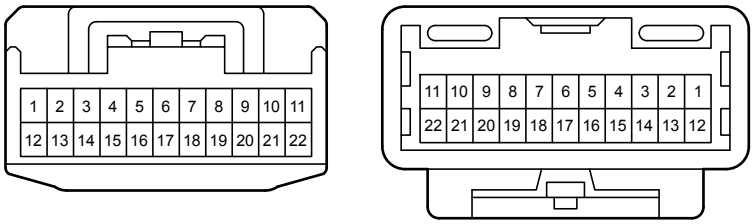
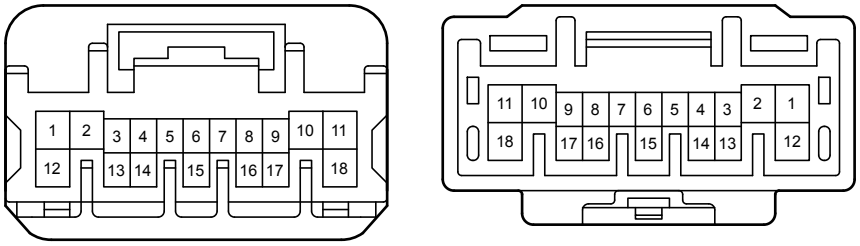
PU1
White