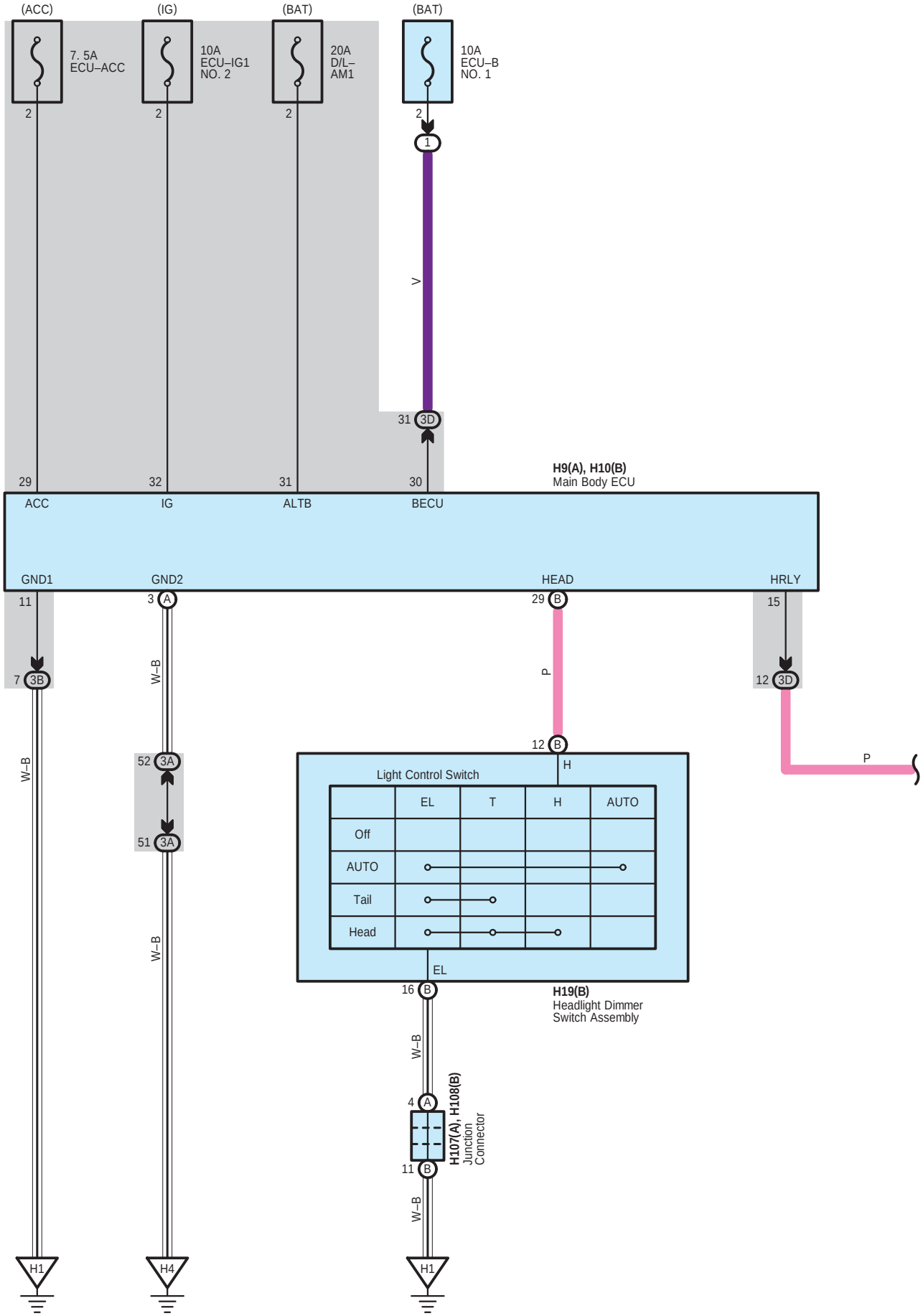
(ACC)
(IG)
(BAT)
(BAT)
7. 5A
ECU–ACC
10A
ECU–IG1
NO. 2
20A
D/L–
AM1
10A
ECU–B
NO. 1
2
2
2
2
1
V
31 3D
29
32
31
30
H9(A), H10(B)
Main Body ECU
ACC
IG
ALTB
BECU
GND1
GND2
HEAD
HRLY
11
3 A
29 B
15
7 3B
W–B
P
12 3D
12 B
H
P
W–B
52 3A
51 3A
Light Control Switch
EL
T
H
AUTO
Off
AUTO
Tail
Head
EL
W–B
16 B
H19(B)
Headlight Dimmer
Switch Assembly
W–B
4 A
H107(A), H108(B)
Junction
Connector
11 B
W–B
H1
H4
H1

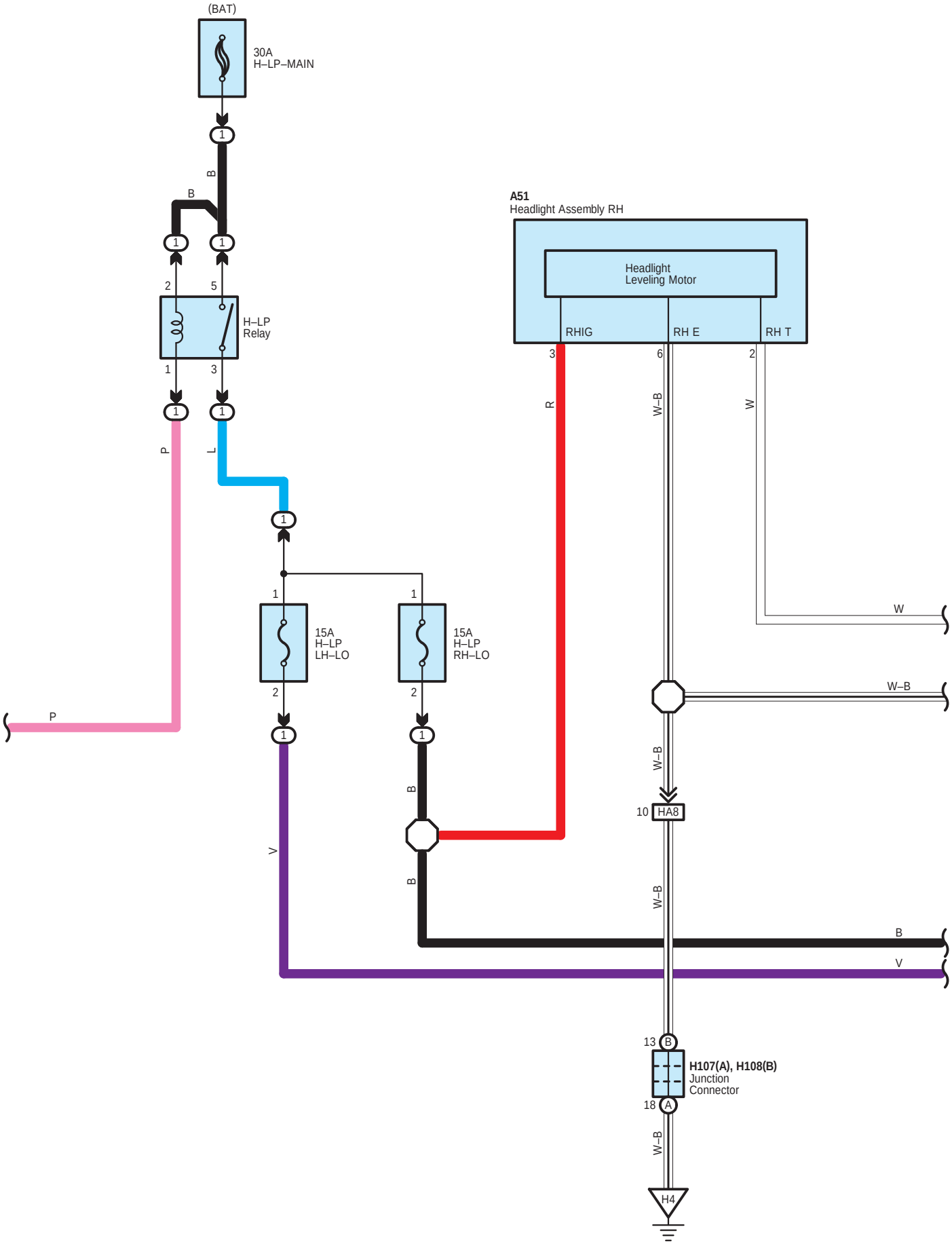
(BAT)
30A
H–LP–MAIN
B
B
H–LP
Relay
A51
Headlight Assembly RH
Headlight
Leveling Motor
RHIG
RH E
RH T
R
W–B
W
W
W–B
P
P
L
15A
H–LP
LH–LO
15A
H–LP
RH–LO
V
B
B
W–B
W–B
W–B
HA8
B
V
H107(A), H108(B)
Junction
Connector
W–B
H4

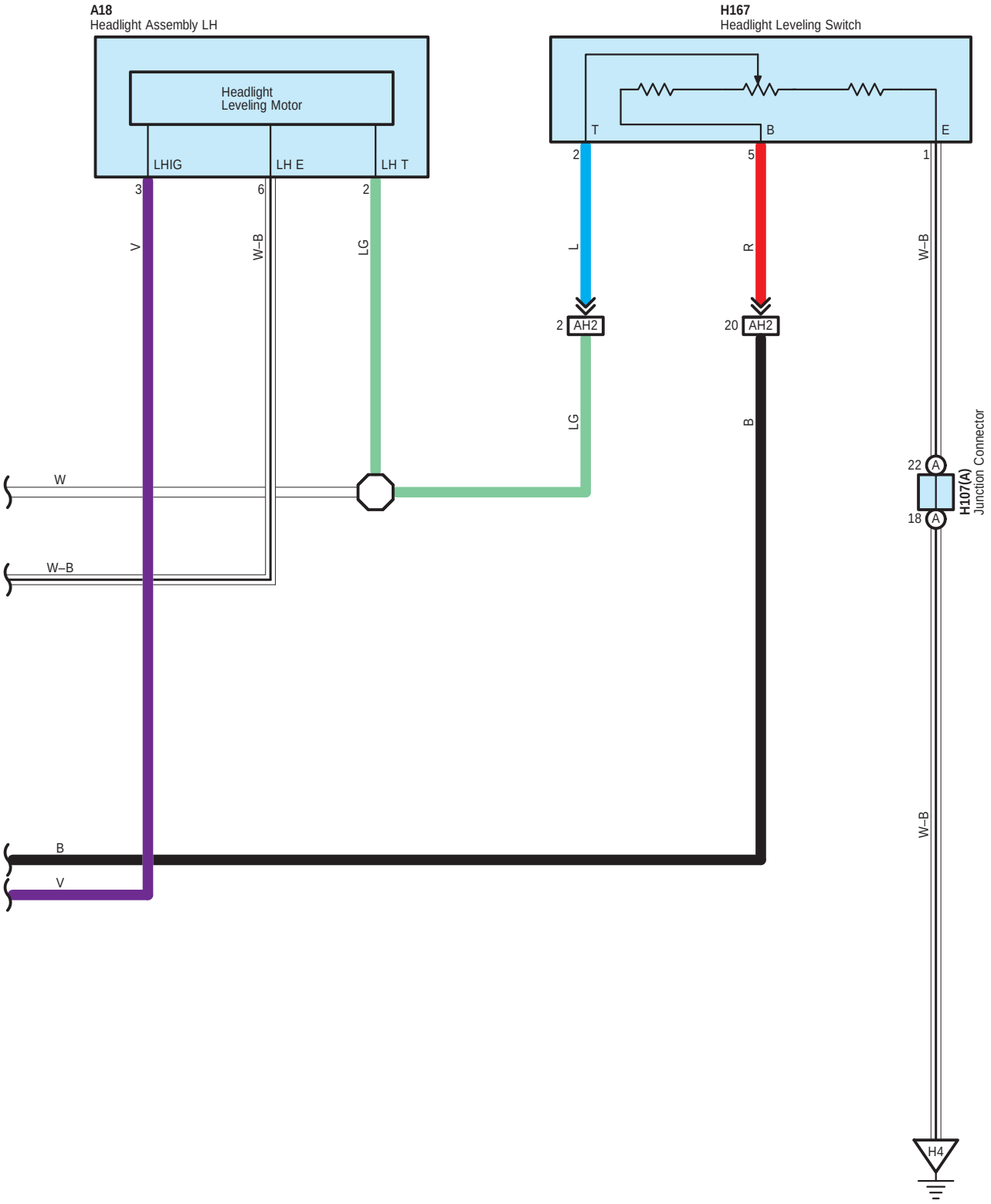
A18
Headlight Assembly LH
Headlight
Leveling Motor
LHIG
LH E
LH T
3
6
2
V
W–B
LG
H167
Headlight Leveling Switch
T
B
E
2
5
1
L
R
W–B
2 AH2
20 AH2
LG
B
22 A
18 A
H107(A)
Junction Connector
W
W–B
B
V
W–B
H4

A 18
Gray

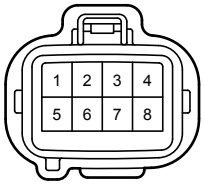

(High and Headlight Leveling Motor)

A 51
Gray

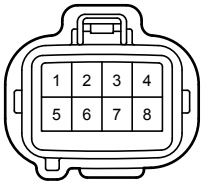

(High and Headlight Leveling Motor)

H 9
White

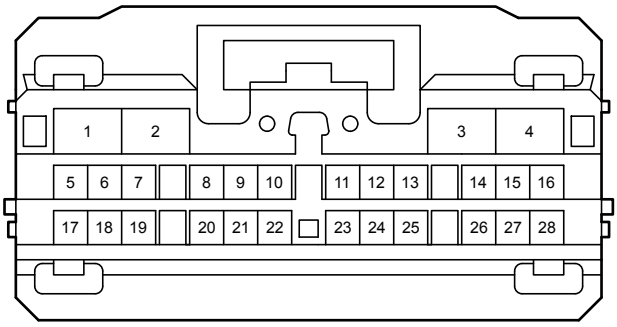

H 10
White

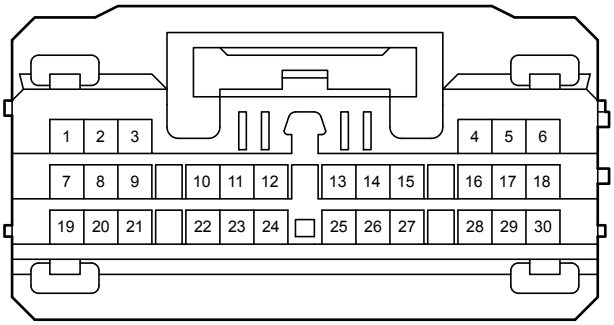

H 19
Black

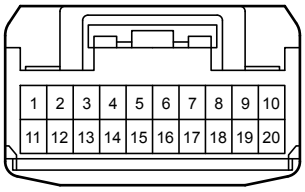

H107
Gray

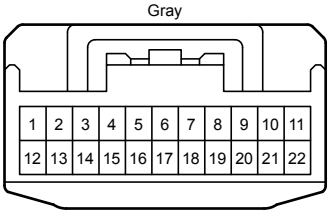

H108
Gray

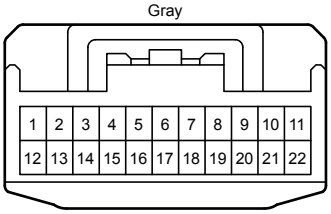

H167
Blue

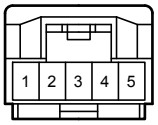

3A
White

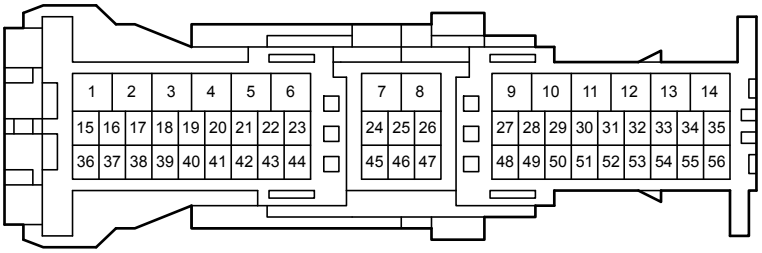

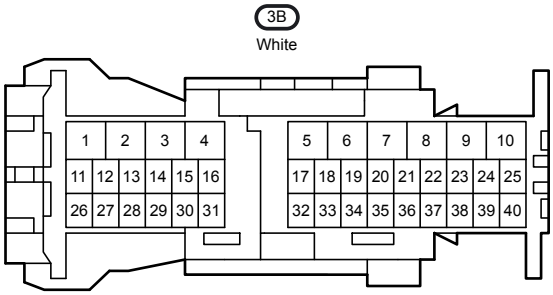
3B
White
1 2 3 4 5 6 7 8 9 10
11 12 13 14 15 16 17 18 19 20 21 22 23 24 25
26 27 28 29 30 31 32 33 34 35 36 37 38 39 40

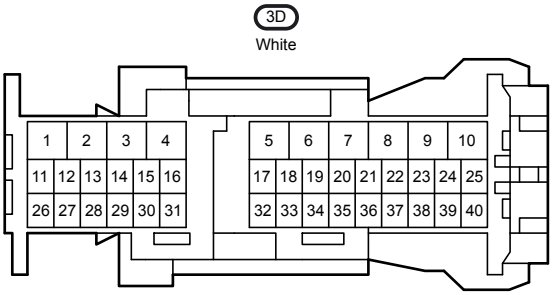
3D
White
1 2 3 4 5 6 7 8 9 10
11 12 13 14 15 16 17 18 19 20 21 22 23 24 25
26 27 28 29 30 31 32 33 34 35 36 37 38 39 40

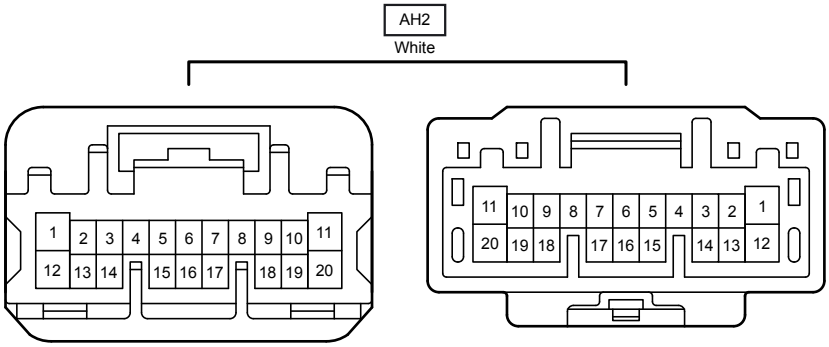
AH2
White
1 2 3 4 5 6 7 8 9 10 11
12 13 14 15 16 17 18 19 20
11 10 9 8 7 6 5 4 3 2 1
20 19 18 17 16 15 14 13 12

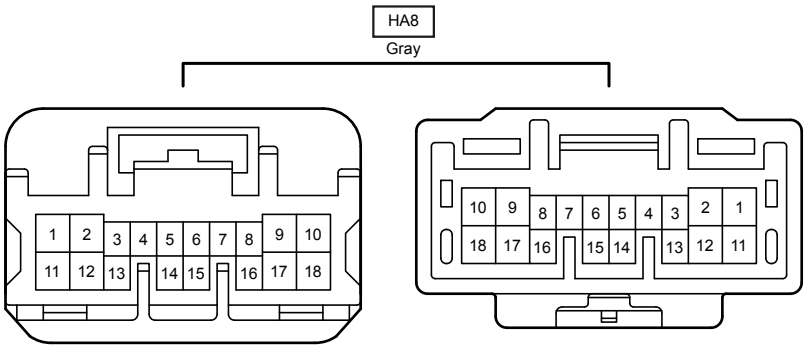
HA8
Gray
1 2 3 4 5 6 7 8 9 10
11 12 13 14 15 16 17 18
10 9 8 7 6 5 4 3 2 1
18 17 16 15 14 13 12 11