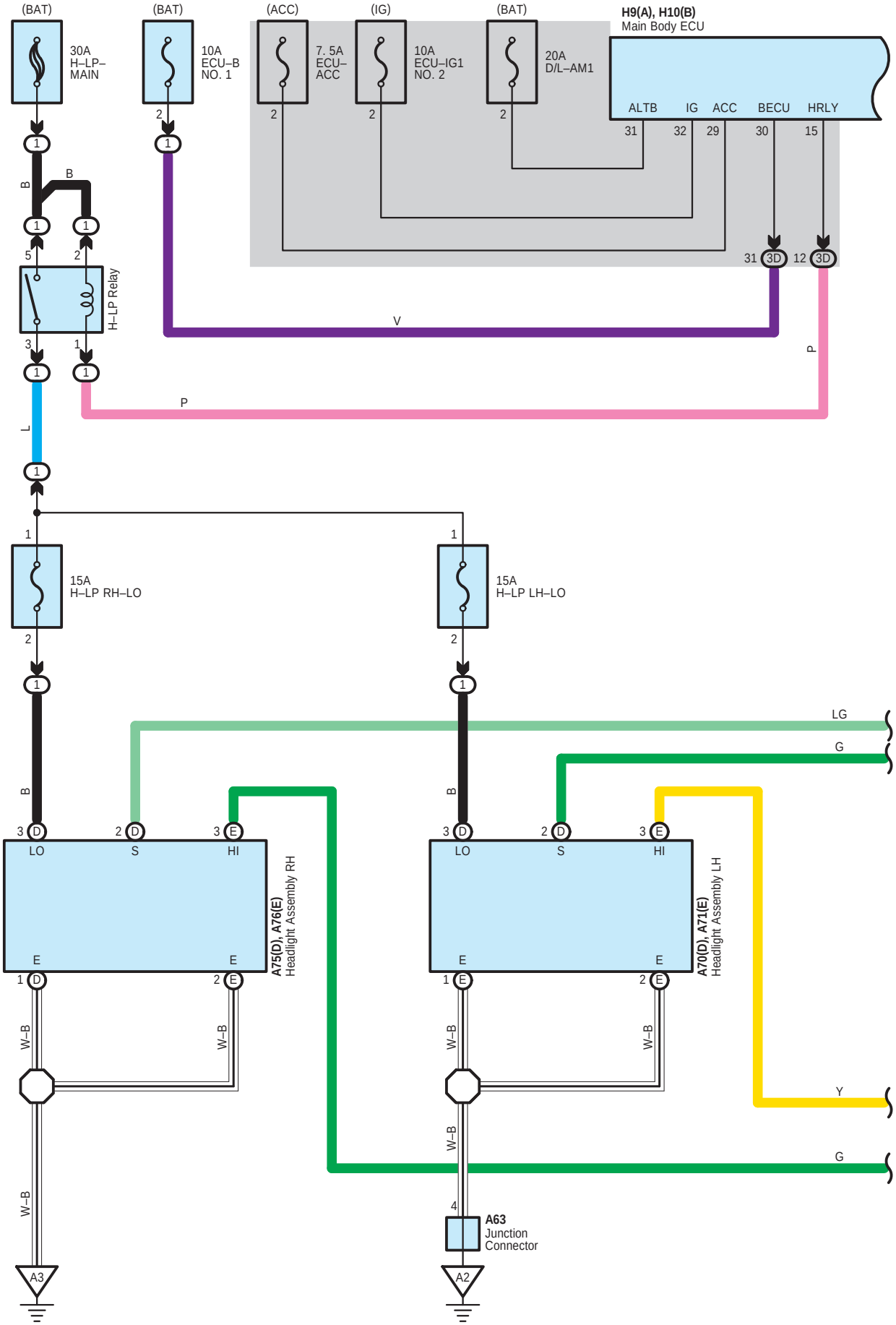
(BAT)
30A
H–LP–
MAIN
(BAT)
10A
ECU–B
NO. 1
(ACC)
7. 5A
ECU–
ACC
(IG)
10A
ECU–IG1
NO. 2
(BAT)
20A
D/L–AM1
H9(A), H10(B)
Main Body ECU
ALTB
IG
ACC
BECU
HRLY
31
32
29
30
15
3D
12
H–LP Relay
B
V
P
L
15A
H–LP RH–LO
15A
H–LP LH–LO
LG
G
Y
LO
S
HI
E
A75(D), A76(E)
Headlight Assembly RH
A70(D), A71(E)
Headlight Assembly LH
W–B
A63
Junction
Connector
A3
A2

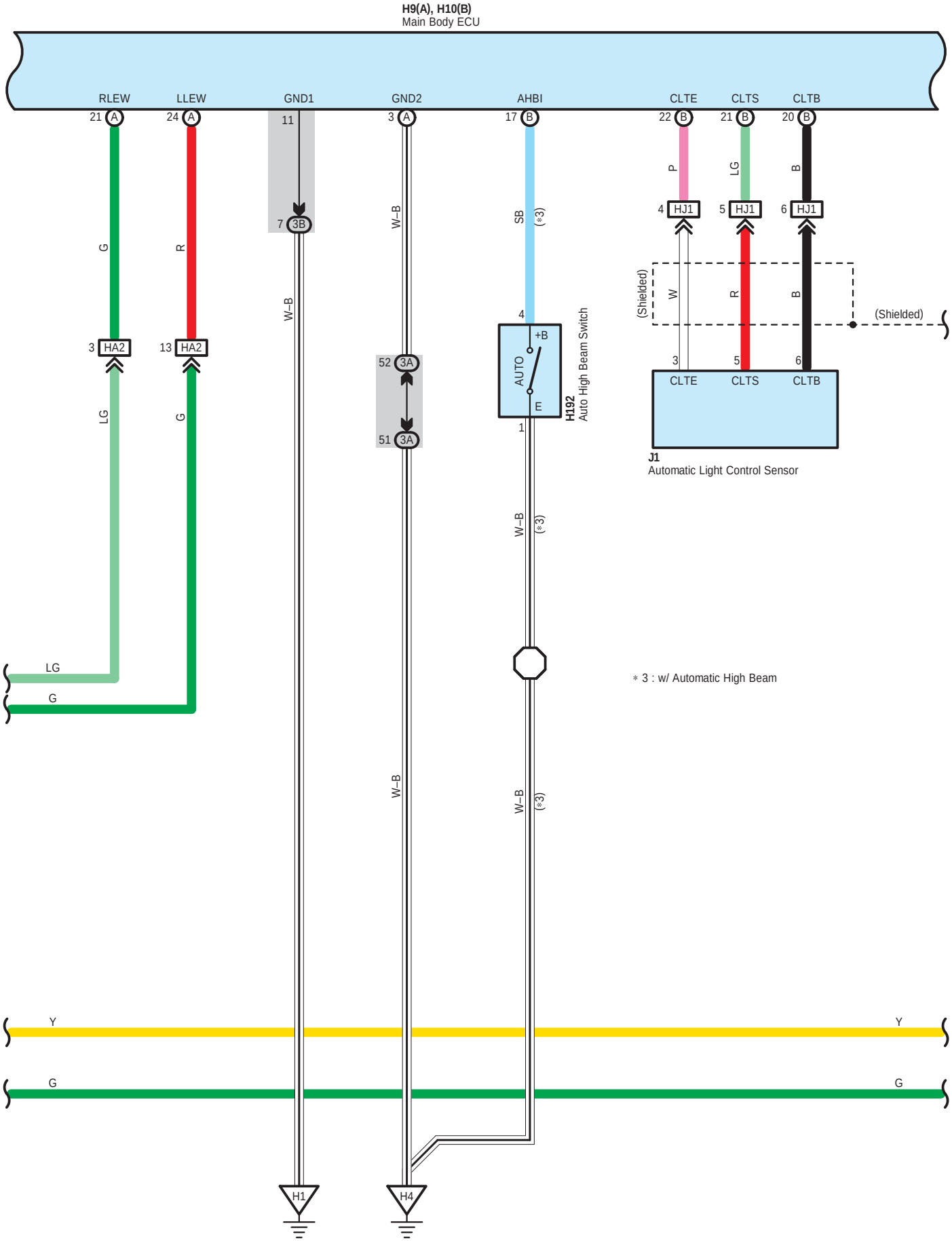
H9(A), H10(B)
Main Body ECU
RLEW
LLEW
GND1
GND2
AHBI
CLTE
CLTS
CLTB
21 A
24 A
11
3 A
17 B
22 B
21 B
20 B
7 3B
52 3A
51 3A
4 HJ1
5 HJ1
6 HJ1
3 HA2
13 HA2
G
R
W–B
SB
(*3)
P
LG
B
W
(Shielded)
4
+B
AUTO
E
1
H192
Auto High Beam Switch
3
5
6
CLTE
CLTS
CLTB
J1
Automatic Light Control Sensor
LG
G
Y
H1
H4
* 3 : w/ Automatic High Beam

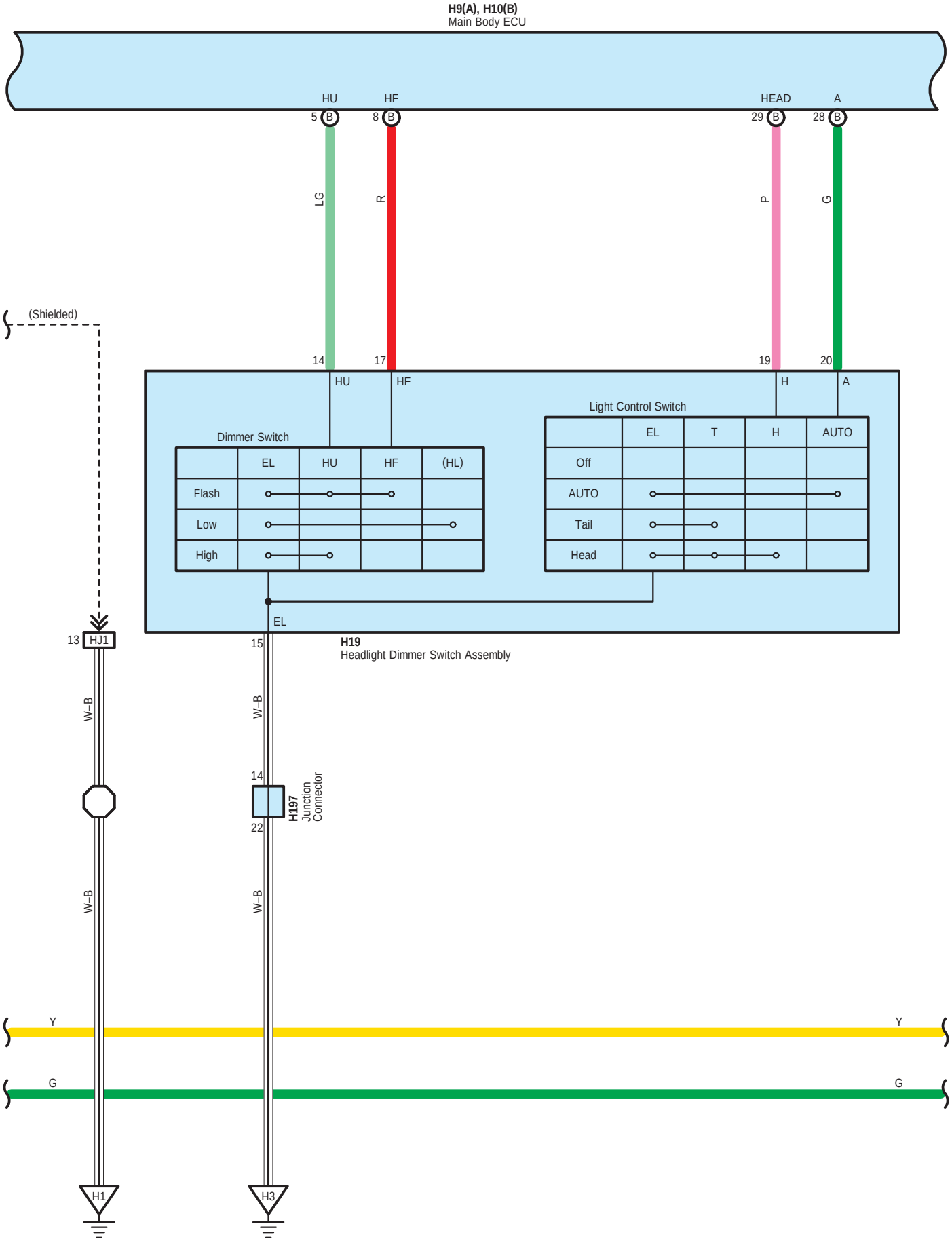
H9(A), H10(B)
Main Body ECU
HU
HF
HEAD
A
5 B
8 B
29 B
28 B
LG
R
P
G
(Shielded)
14
17
19
20
HU
HF
H
A
Light Control Switch
Dimmer Switch
EL
HU
HF
(HL)
Flash
Low
High
EL
T
H
AUTO
Off
AUTO
Tail
Head
EL
13 HJ1
15
H19
Headlight Dimmer Switch Assembly
W–B
W–B
14
H197
Junction
Connector
22
W–B
W–B
Y
Y
G
G
H1
H3

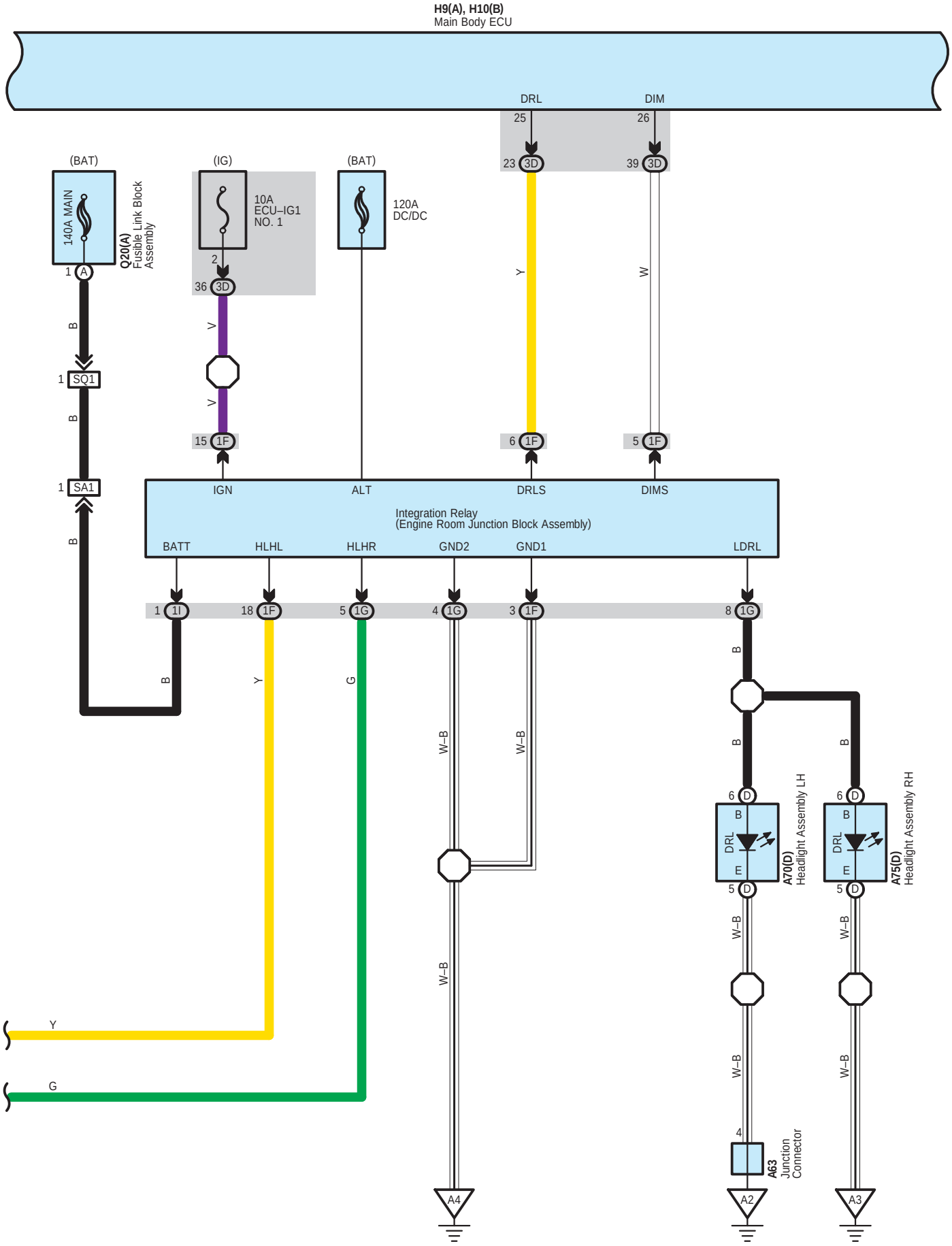
H9(A), H10(B)
Main Body ECU
DRL
DIM
25
26
23 3D
39 3D
(BAT)
140A MAIN
Q20(A)
Fusible Link Block
Assembly
1 A
B
1 SQ1
B
1 SA1
B
(IG)
10A
ECU–IG1
NO. 1
2
36 3D
V
V
15 1F
(BAT)
120A
DC/DC
Y
W
6 1F
5 1F
IGN
ALT
DRLS
DIMS
Integration Relay
(Engine Room Junction Block Assembly)
BATT
HLHL
HLHR
GND2
GND1
LDRL
1 1I
18 1F
5 1G
4 1G
3 1F
8 1G
B
Y
G
W–B
W–B
B
B
6 D
B
DRL
E
5 D
A70(D)
Headlight Assembly LH
6 D
B
DRL
E
5 D
A75(D)
Headlight Assembly RH
W–B
W–B
W–B
W–B
4
A63
Junction
Connector
Y
G
A4
A2
A3

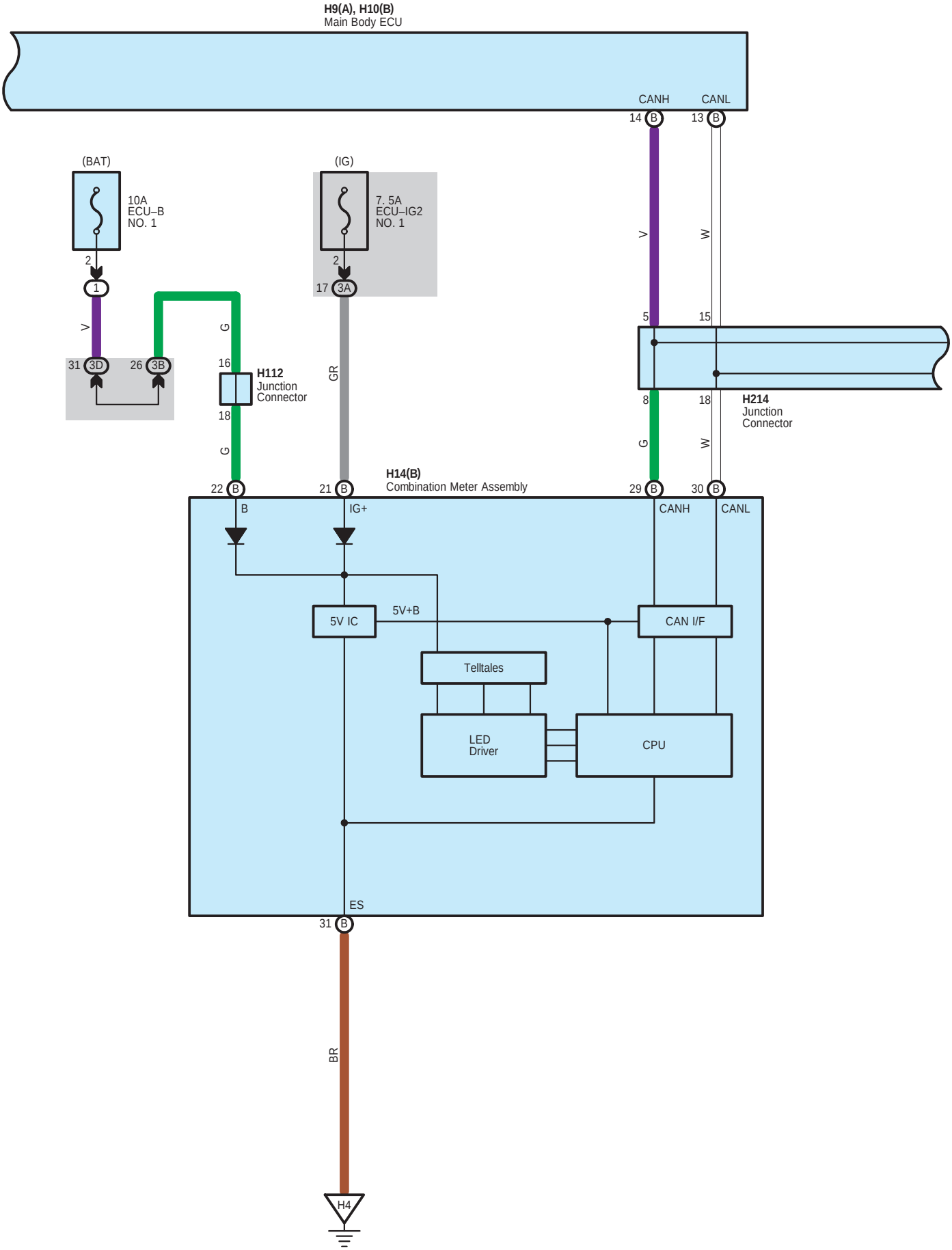
H9(A), H10(B)
Main Body ECU
CANH
CANL
14 B
13 B
(BAT)
10A
ECU–B
NO. 1
2
1
V
31 3D
26 3B
G
16
H112
Junction
Connector
18
G
(IG)
7. 5A
ECU–IG2
NO. 1
2
17 3A
GR
V
W
5
15
8
18
H214
Junction
Connector
G
W
H14(B)
Combination Meter Assembly
22 B
21 B
29 B
30 B
B
IG+
CANH
CANL
5V IC
5V+B
CAN I/F
Telltales
LED
Driver
CPU
ES
31 B
BR
H4

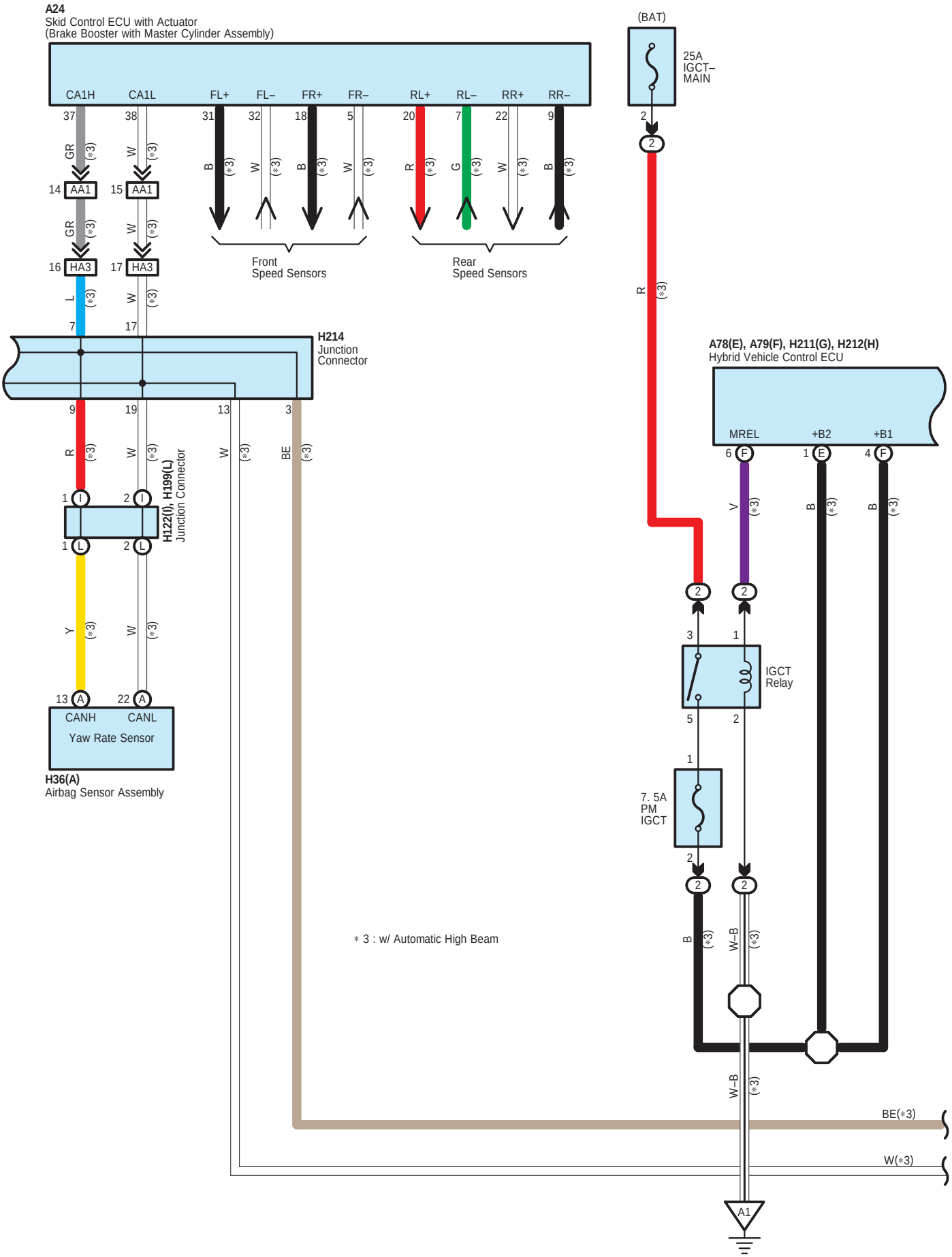
A24
Skid Control ECU with Actuator
(Brake Booster with Master Cylinder Assembly)
CA1H
CA1L
FL+
FL–
FR+
FR–
RL+
RL–
RR+
RR–
Front
Speed Sensors
Rear
Speed Sensors
(BAT)
25A
IGCT–
MAIN
AA1
HA3
H214
Junction
Connector
H122(I), H199(L)
Junction Connector
CANH
CANL
Yaw Rate Sensor
H36(A)
Airbag Sensor Assembly
A78(E), A79(F), H211(G), H212(H)
Hybrid Vehicle Control ECU
MREL
+B2
+B1
IGCT
Relay
7. 5A
PM
IGCT
∗ 3 : w/ Automatic High Beam
BE(∗3)
W(∗3)
A1

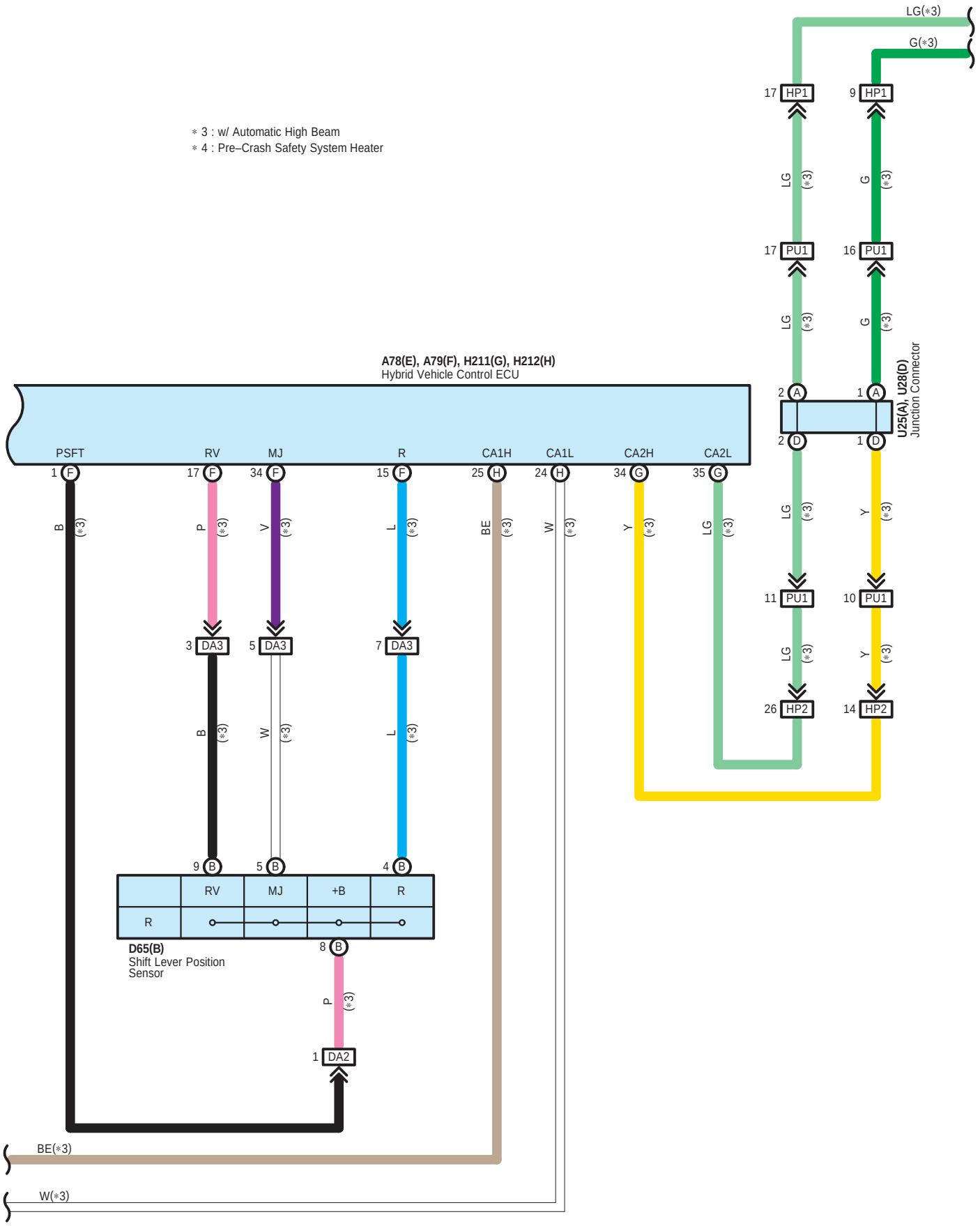
∗ 3 : w/ Automatic High Beam
∗ 4 : Pre–Crash Safety System Heater
A78(E), A79(F), H211(G), H212(H)
Hybrid Vehicle Control ECU
PSFT
RV
MJ
R
CA1H
CA1L
CA2H
CA2L
1 F
17 F
34 F
15 F
25 H
24 H
34 G
35 G
B (∗3)
P (∗3)
V (∗3)
L (∗3)
BE (∗3)
W (∗3)
Y (∗3)
LG (∗3)
3 DA3
5 DA3
7 DA3
B (∗3)
W (∗3)
L (∗3)
9 B
5 B
4 B
RV
MJ
+B
R
R
D65(B)
Shift Lever Position
Sensor
8 B
P (∗3)
1 DA2
BE(∗3)
W(∗3)
LG(∗3)
G(∗3)
17 HP1
9 HP1
LG (∗3)
G (∗3)
17 PU1
16 PU1
LG (∗3)
G (∗3)
2 A
1 A
2 D
1 D
U25(A), U28(D)
Junction Connector
LG (∗3)
Y (∗3)
11 PU1
10 PU1
LG (∗3)
Y (∗3)
26 HP2
14 HP2

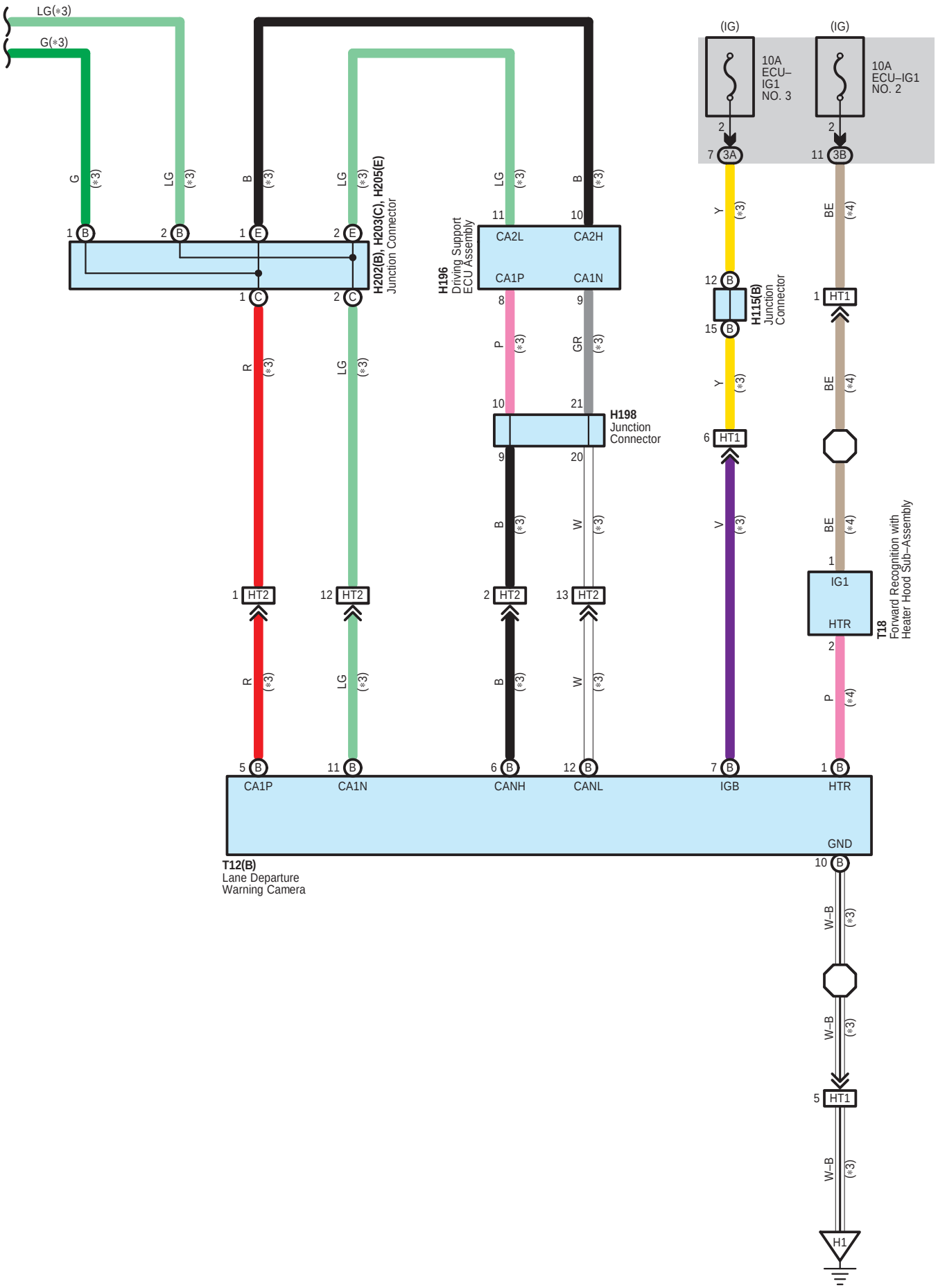
LG(*3)
G(*3)
(IG)
10A
ECU–
IG1
NO. 3
10A
ECU–IG1
NO. 2
H202(B), H203(C), H205(E)
Junction Connector
H196
Driving Support
ECU Assembly
CA2L
CA2H
CA1P
CA1N
H115(B)
Junction
Connector
H198
Junction
Connector
T18
Forward Recognition with
Heater Hood Sub–Assembly
IG1
HTR
CA1P
CA1N
CANH
CANL
IGB
HTR
GND
T12(B)
Lane Departure
Warning Camera
H1

A 24
Black

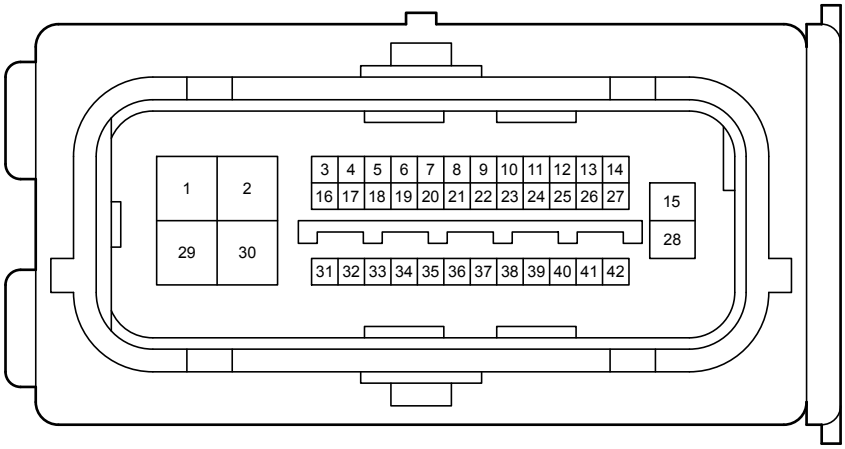

A 63
Gray



A 70
Black



(Low, Clearance Light and DRL)

A 71
White

(High and Headlight Leveling Motor)

A 75
Black



(Low, Clearance Light and DRL)

A 76
White

(High and Headlight Leveling Motor)

A 78
Gray

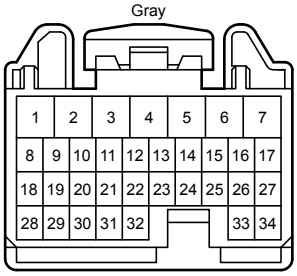

A 79
Gray

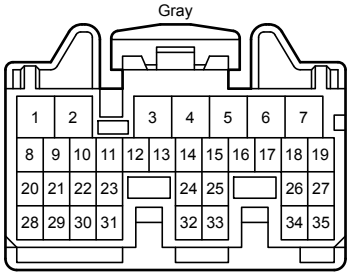

D 65
Gray

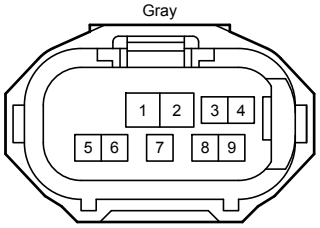

H 9
White

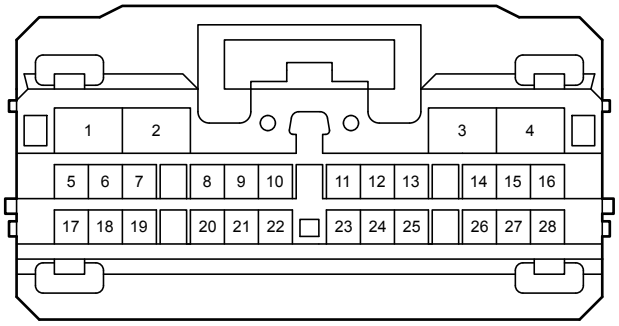

H 10
White

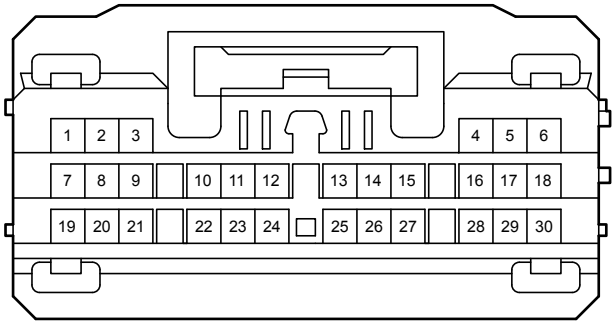

H 14
Black

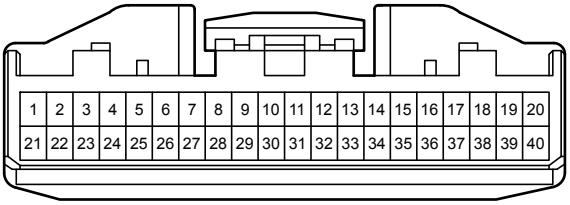

H 19
Black

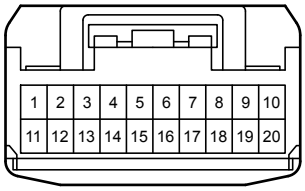

H 36
Yellow

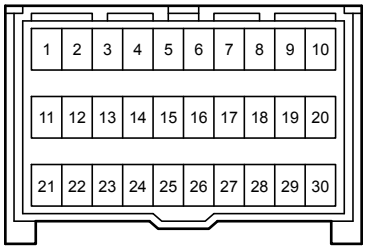

H112
White

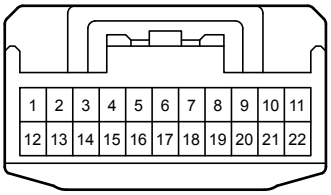

H115
Black

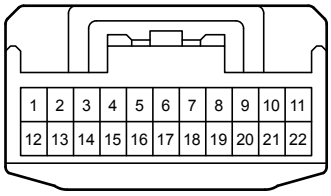

H122
White

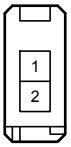

H192
Gray

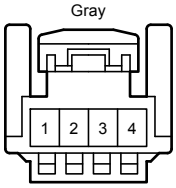

H196
White

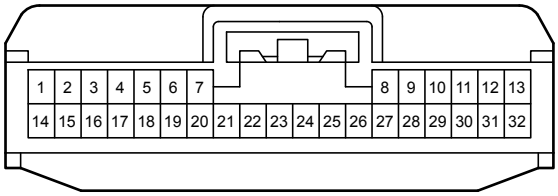

H197
White

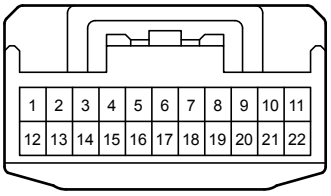

H198
Black

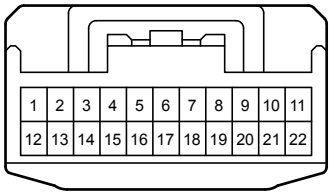

H199
White

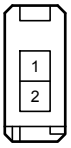

H202
White

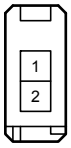

H203
White

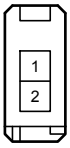

H205
White

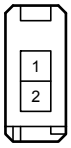

H211
Gray

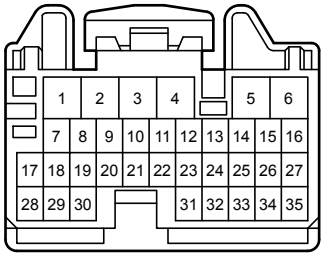

H212
Gray

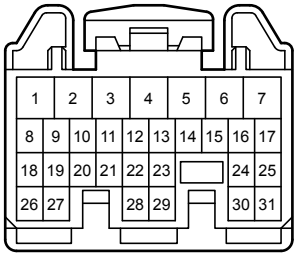

H214
White

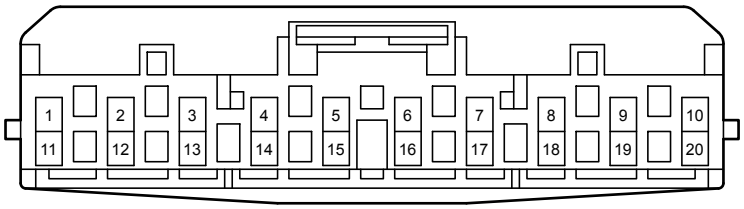

J 1
Blue

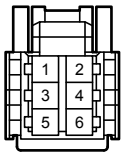

Q 20

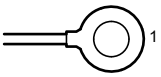

T 12
Gray

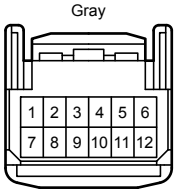

T 18
Black



U 25
White

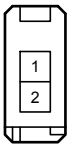

U 28
White

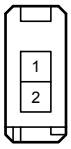

1F
White

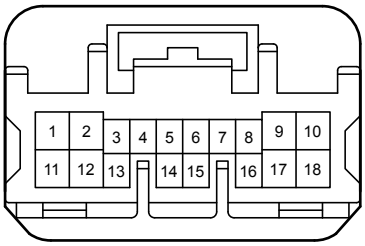

1G
White

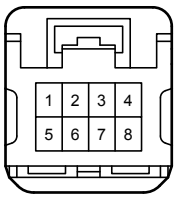

1I

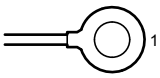

3A
White

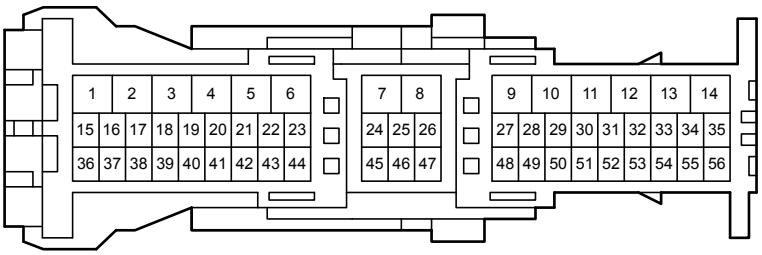

3B
White

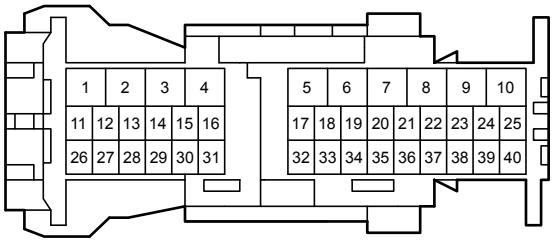

3D
White

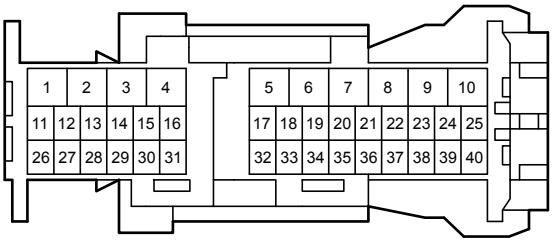

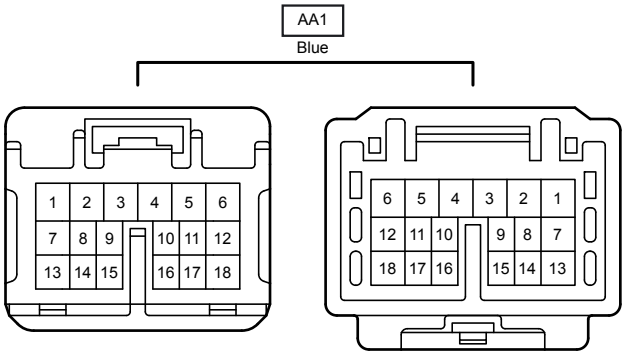
AA1
Blue
1 2 3 4 5 6
7 8 9 10 11 12
13 14 15 16 17 18
6 5 4 3 2 1
12 11 10 9 8 7
18 17 16 15 14 13

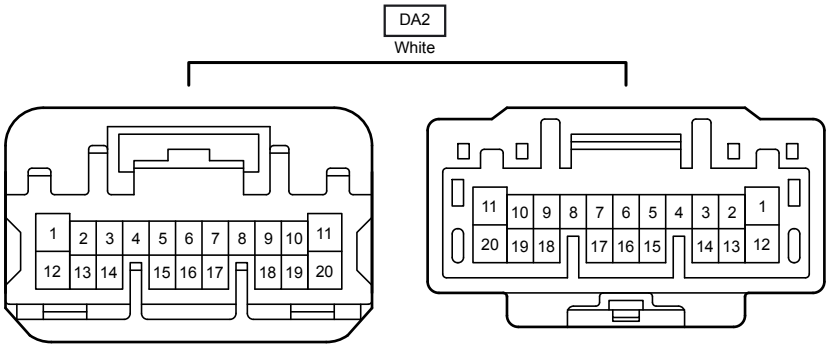
DA2
White
1 2 3 4 5 6 7 8 9 10 11
12 13 14 15 16 17 18 19 20
11 10 9 8 7 6 5 4 3 2 1
20 19 18 17 16 15 14 13 12

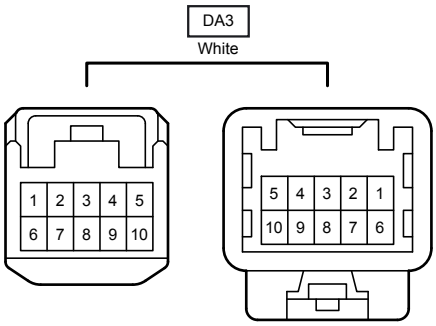
DA3
White
1 2 3 4 5
6 7 8 9 10
5 4 3 2 1
10 9 8 7 6

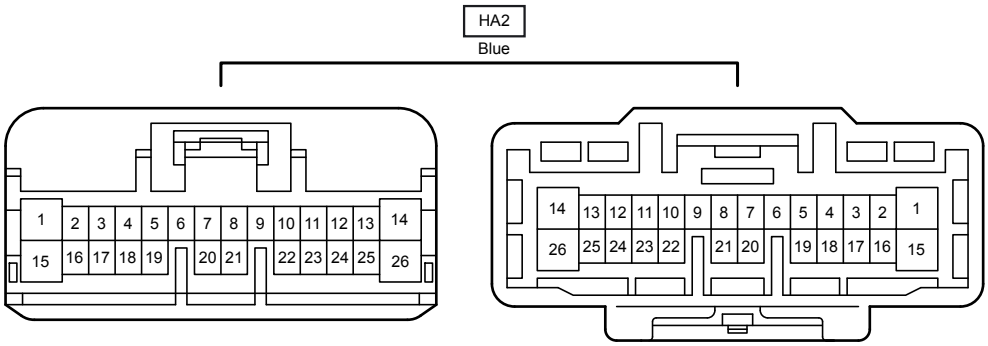
HA2
Blue
1 2 3 4 5 6 7 8 9 10 11 12 13 14
15 16 17 18 19 20 21 22 23 24 25 26
14 13 12 11 10 9 8 7 6 5 4 3 2 1
26 25 24 23 22 21 20 19 18 17 16 15

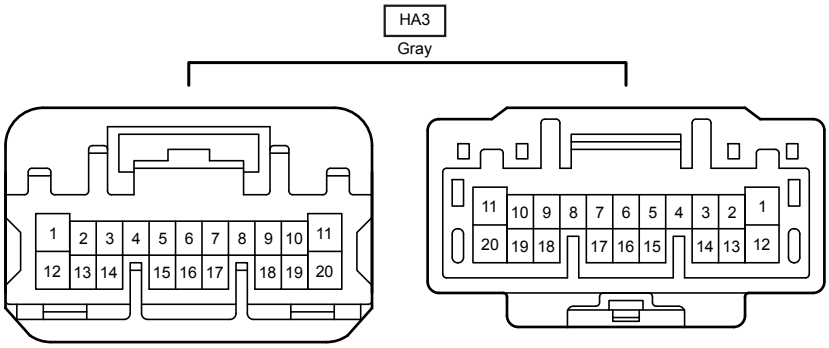
HA3
Gray
1 2 3 4 5 6 7 8 9 10 11
12 13 14 15 16 17 18 19 20
11 10 9 8 7 6 5 4 3 2 1
20 19 18 17 16 15 14 13 12

HJ1
White

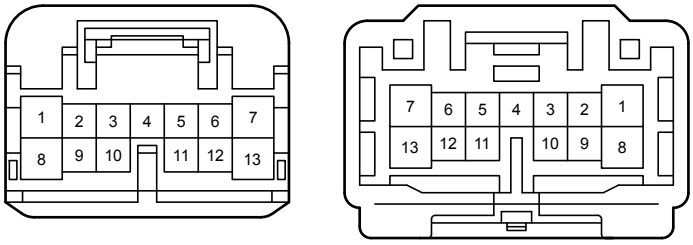

HP1
White

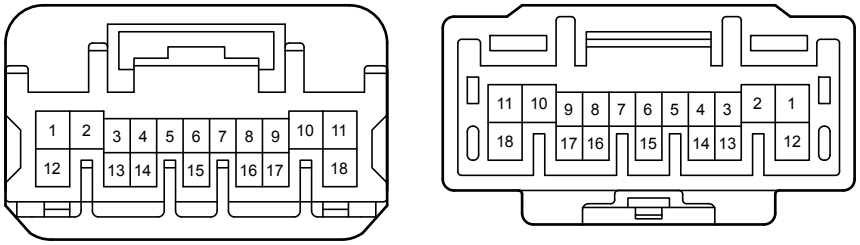

HP2
White

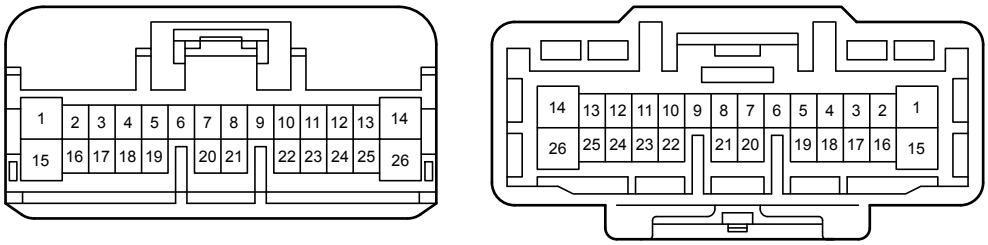

HT1
White

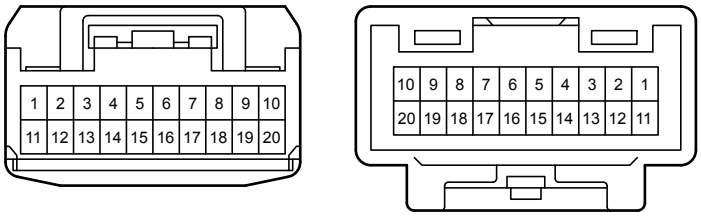

HT2
Gray

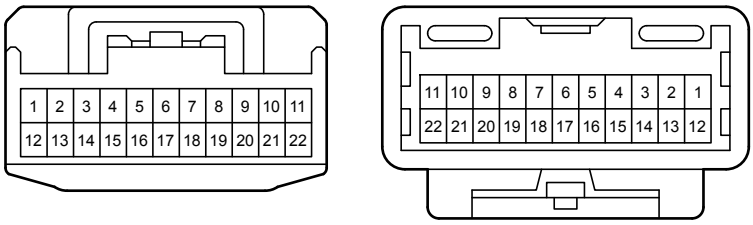

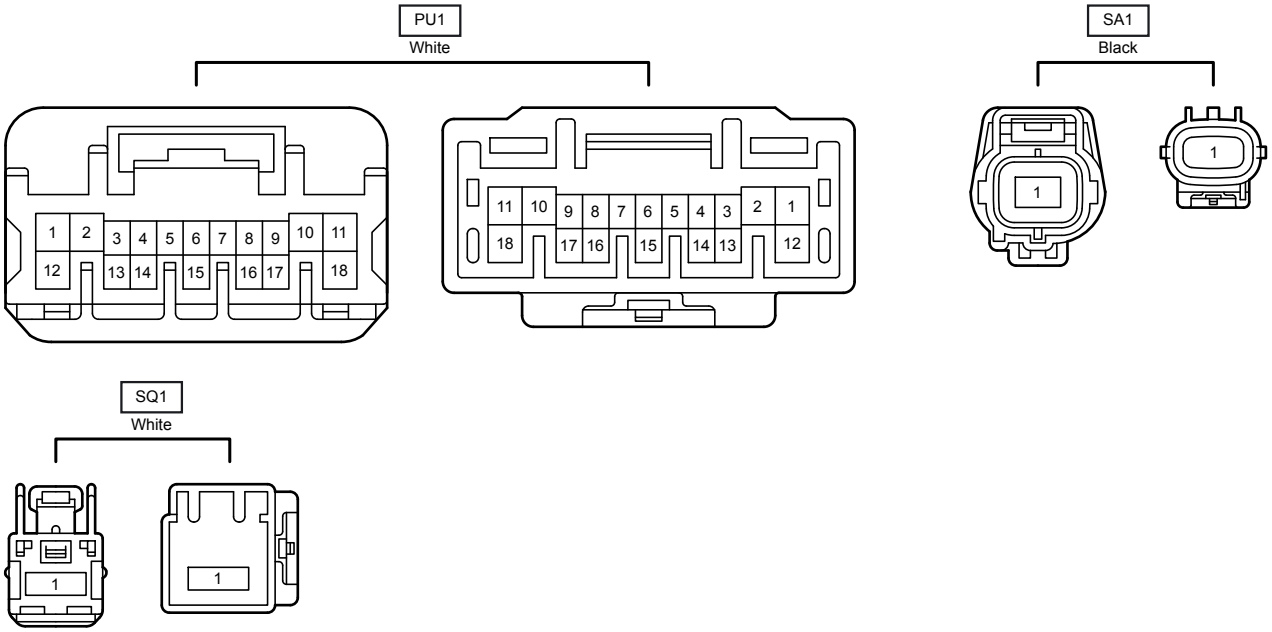
PU1
White
1
2
3
4
5
6
7
8
9
10
11
12
13
14
15
16
17
18
11
10
9
8
7
6
5
4
3
2
1
18
17
16
15
14
13
12
SA1
Black
1
1
SQ1
White
1
1