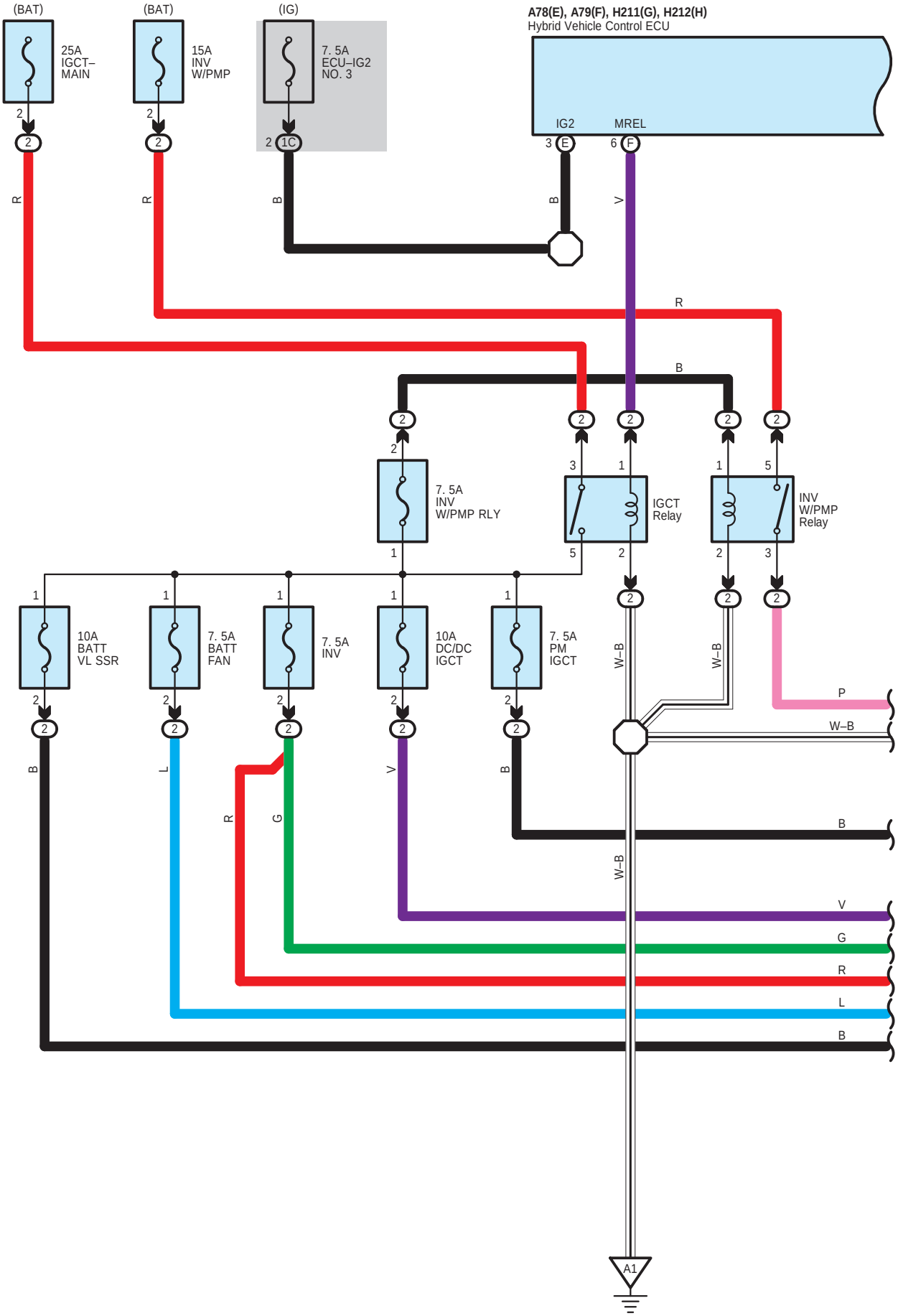
(BAT)
25A
IGCT–
MAIN
(BAT)
15A
INV
W/PMP
(IG)
7. 5A
ECU–IG2
NO. 3
A78(E), A79(F), H211(G), H212(H)
Hybrid Vehicle Control ECU
IG2
MREL
7. 5A
INV
W/PMP RLY
IGCT
Relay
INV
W/PMP
Relay
10A
BATT
VL SSR
7. 5A
BATT
FAN
7. 5A
INV
10A
DC/DC
IGCT
7. 5A
PM
IGCT
A1

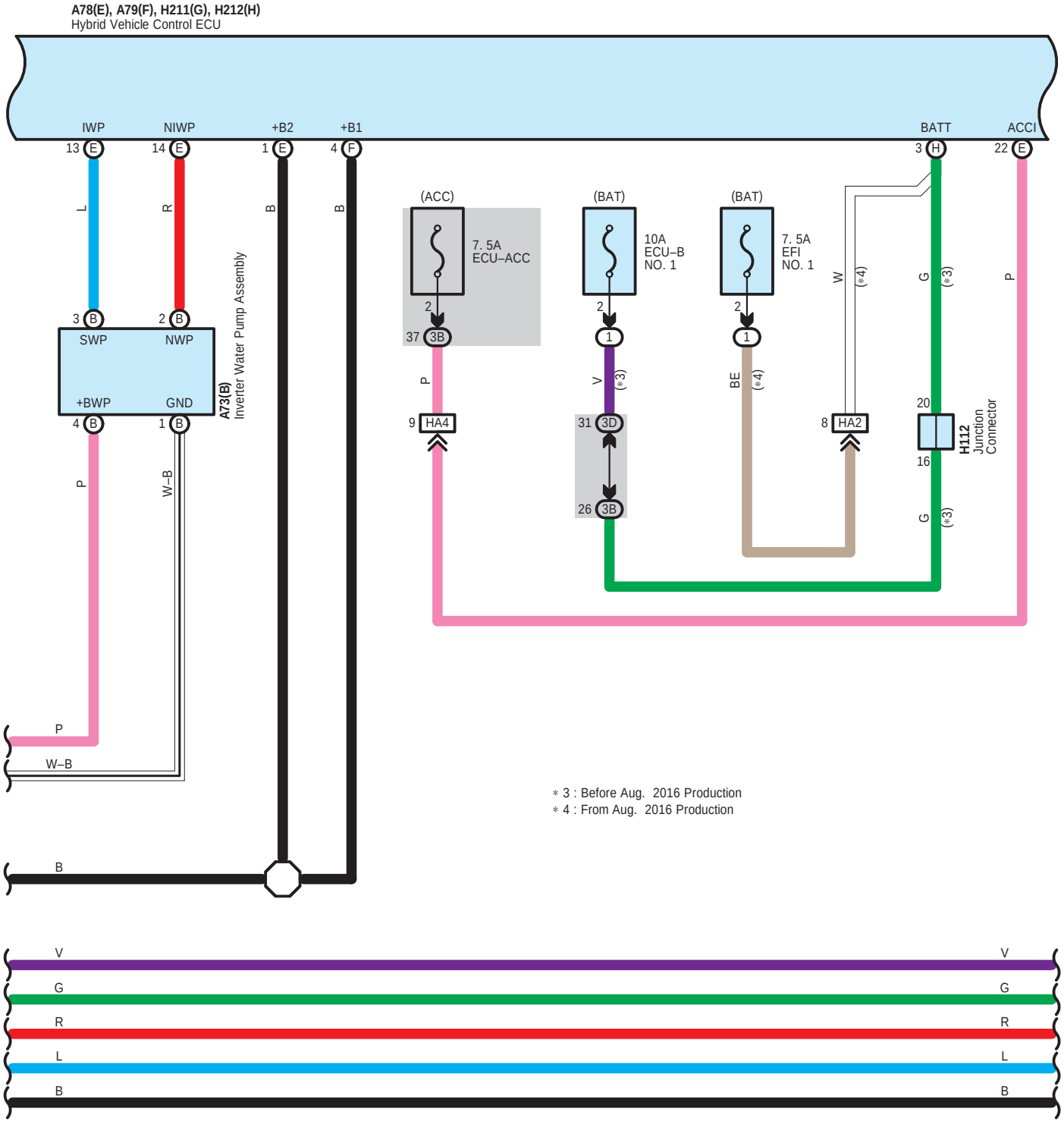
A78(E), A79(F), H211(G), H212(H)
Hybrid Vehicle Control ECU
IWP
NIWP
+B2
+B1
BATT
ACCI
13 E
14 E
1 E
4 F
3 H
22 E
L
R
B
B
(ACC)
7. 5A
ECU–ACC
2
37 3B
P
9 HA4
(BAT)
10A
ECU–B
NO. 1
2
1
V
(*3)
31 3D
26 3B
(BAT)
7. 5A
EFI
NO. 1
2
1
BE
(*4)
W
(*4)
8 HA2
G
(*3)
P
20
16
H112
Junction
Connector
G
(*3)
3 B
2 B
SWP
NWP
+BWP
GND
4 B
1 B
A73(B)
Inverter Water Pump Assembly
P
W–B
P
W–B
B
* 3 : Before Aug. 2016 Production
* 4 : From Aug. 2016 Production
V
G
R
L
B
V
G
R
L
B

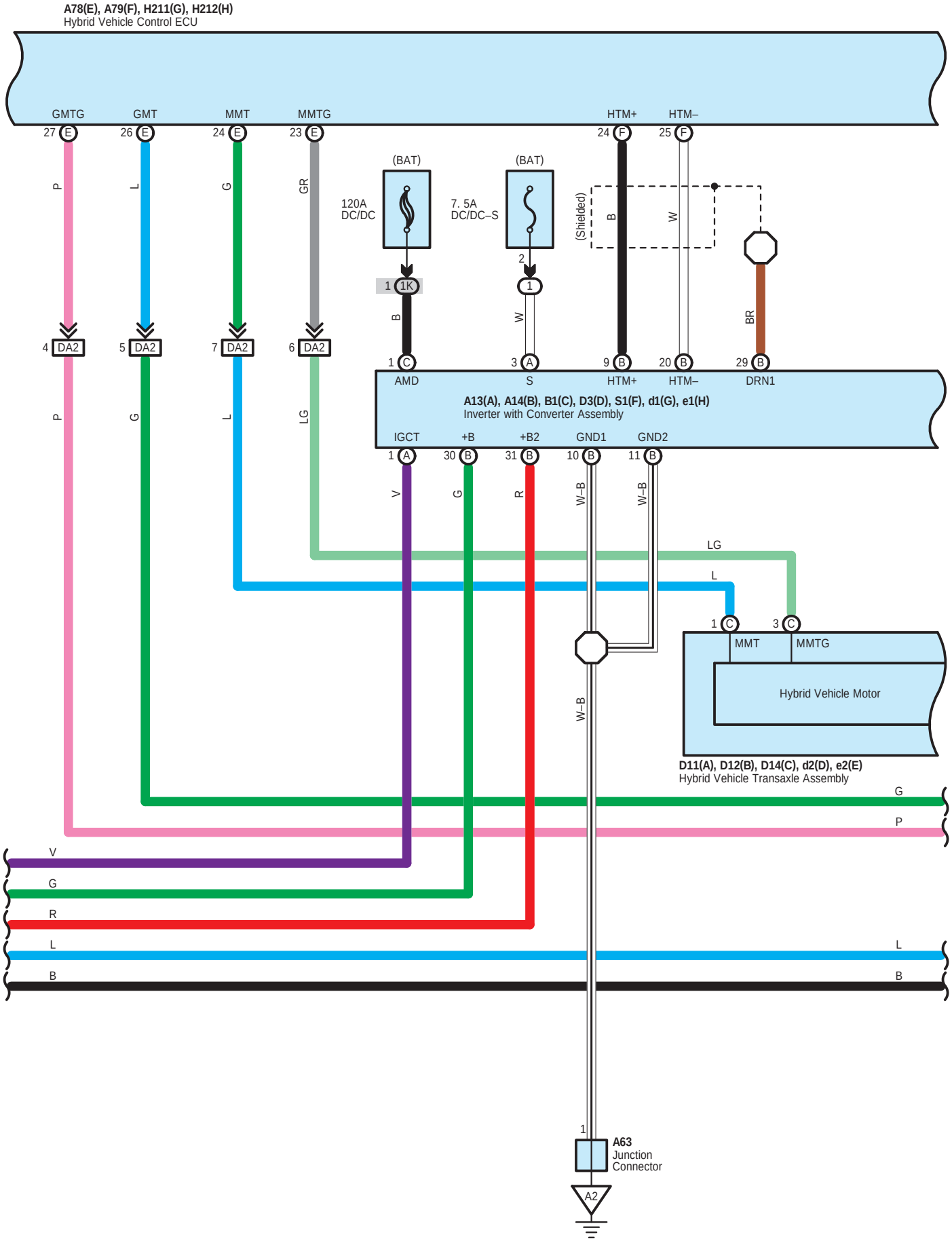
A78(E), A79(F), H211(G), H212(H)
Hybrid Vehicle Control ECU
GMTG
GMT
MMT
MMTG
HTM+
HTM–
27 E
26 E
24 E
23 E
24 F
25 F
(BAT)
(BAT)
120A
DC/DC
7. 5A
DC/DC–S
(Shielded)
1 1K
2
1
4 DA2
5 DA2
7 DA2
6 DA2
1 C
3 A
9 B
20 B
29 B
AMD
S
HTM+
HTM–
DRN1
A13(A), A14(B), B1(C), D3(D), S1(F), d1(G), e1(H)
Inverter with Converter Assembly
IGCT
+B
+B2
GND1
GND2
1 A
30 B
31 B
10 B
11 B
1 C
3 C
MMT
MMTG
Hybrid Vehicle Motor
D11(A), D12(B), D14(C), d2(D), e2(E)
Hybrid Vehicle Transaxle Assembly
1
A63
Junction
Connector
A2

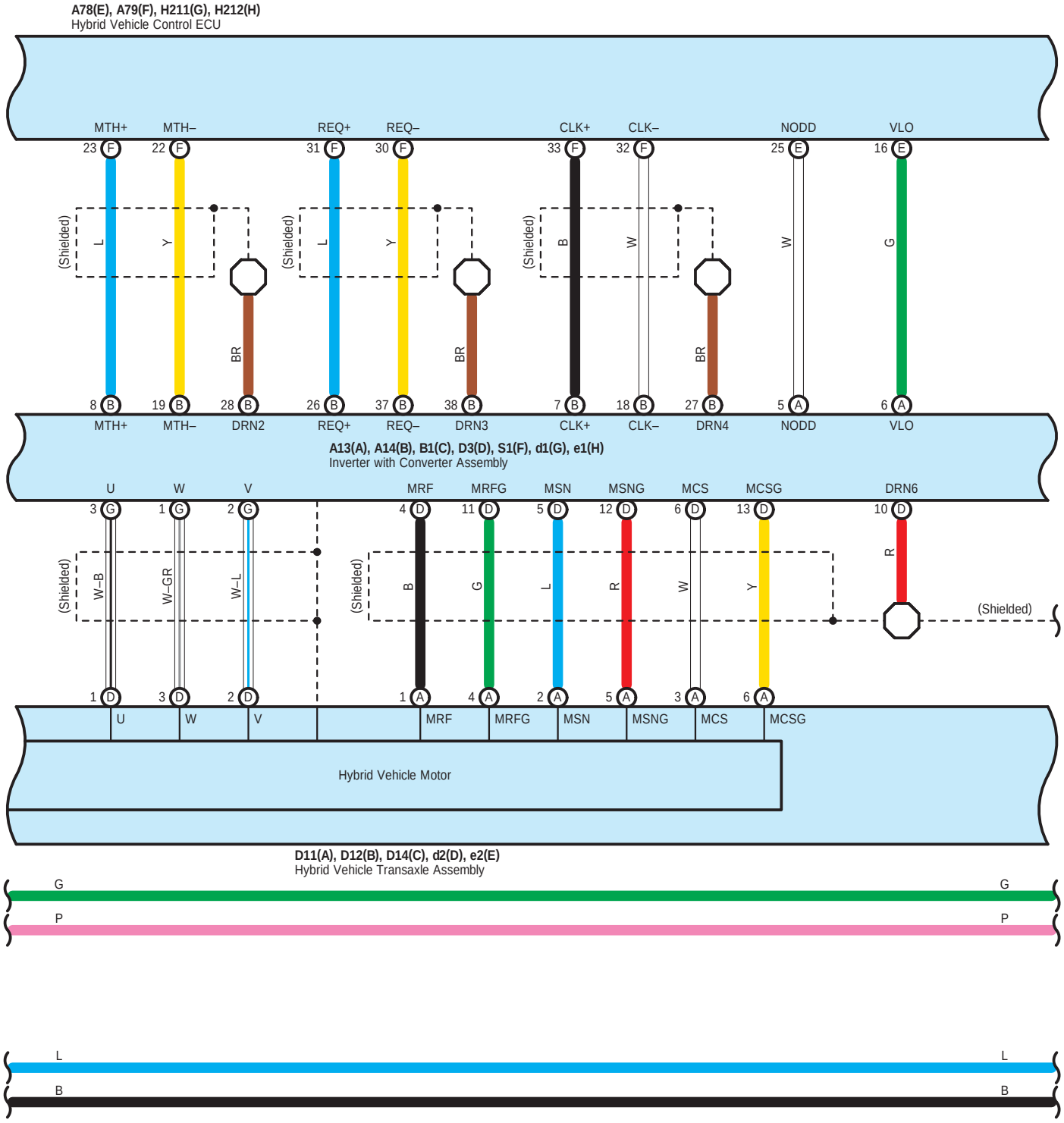
A78(E), A79(F), H211(G), H212(H)
Hybrid Vehicle Control ECU
MTH+
MTH–
REQ+
REQ–
CLK+
CLK–
NODD
VLO
23 F
22 F
31 F
30 F
33 F
32 F
25 E
16 E
(Shielded)
L
Y
BR
B
W
G
8 B
19 B
28 B
26 B
37 B
38 B
7 B
18 B
27 B
5 A
6 A
DRN2
DRN3
DRN4
A13(A), A14(B), B1(C), D3(D), S1(F), d1(G), e1(H)
Inverter with Converter Assembly
U
W
V
MRF
MRFG
MSN
MSNG
MCS
MCSG
DRN6
3 G
1 G
2 G
4 D
11 D
5 D
12 D
6 D
13 D
10 D
W–B
W–GR
W–L
R
1 D
3 D
2 D
1 A
4 A
2 A
5 A
3 A
6 A
Hybrid Vehicle Motor
D11(A), D12(B), D14(C), d2(D), e2(E)
Hybrid Vehicle Transaxle Assembly

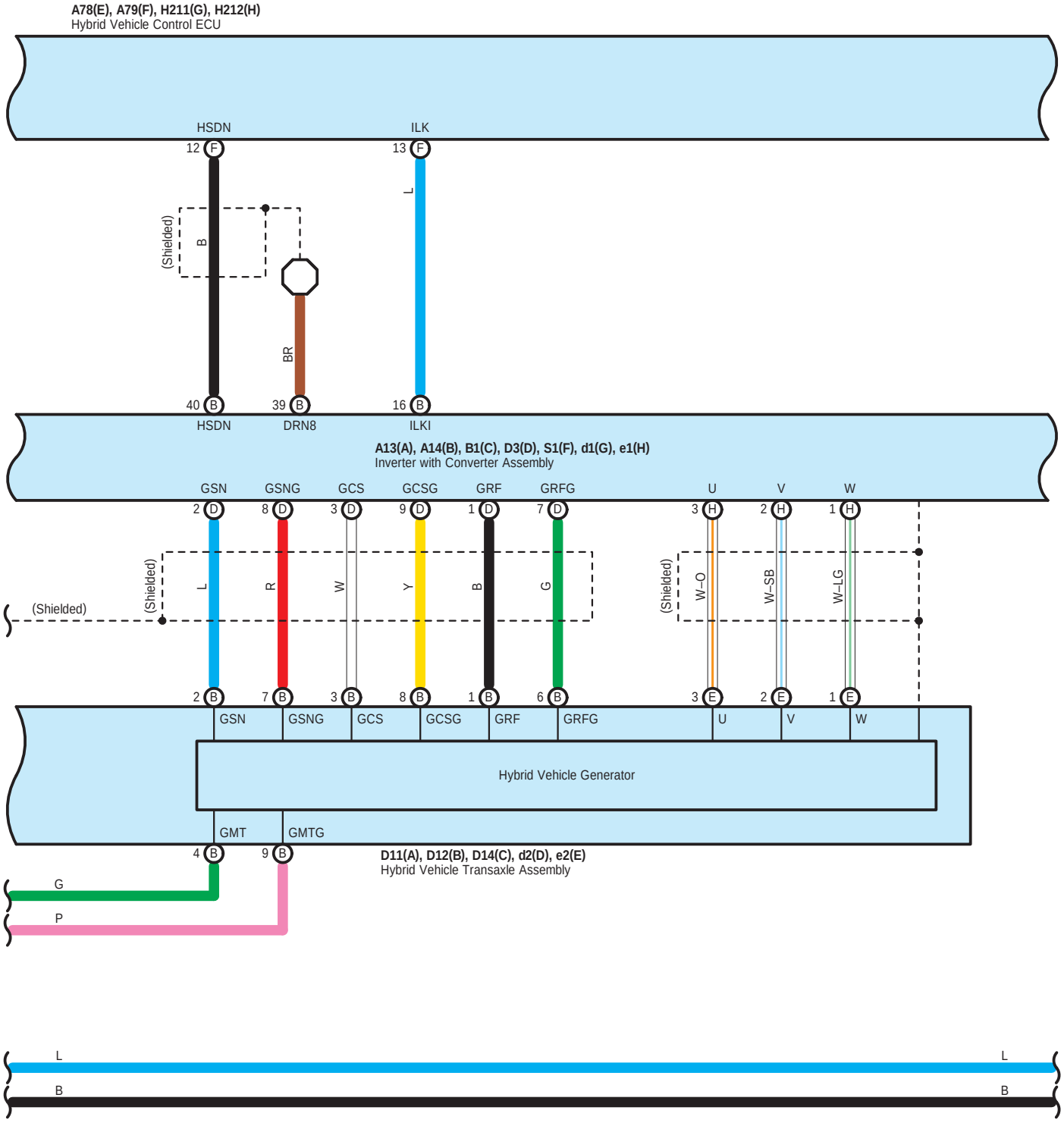
A78(E), A79(F), H211(G), H212(H)
Hybrid Vehicle Control ECU
HSDN
ILK
12 F
13 F
(Shielded)
B
L
BR
40 B
39 B
16 B
HSDN
DRN8
ILKI
A13(A), A14(B), B1(C), D3(D), S1(F), d1(G), e1(H)
Inverter with Converter Assembly
GSN
GSNG
GCS
GCSG
GRF
GRFG
U
V
W
2 D
8 D
3 D
9 D
1 D
7 D
3 H
2 H
1 H
(Shielded)
L
R
W
Y
B
G
W–O
W–SB
W–LG
2 B
7 B
3 B
8 B
1 B
6 B
3 E
2 E
1 E
Hybrid Vehicle Generator
GMT
GMTG
4 B
9 B
D11(A), D12(B), D14(C), d2(D), e2(E)
Hybrid Vehicle Transaxle Assembly
G
P

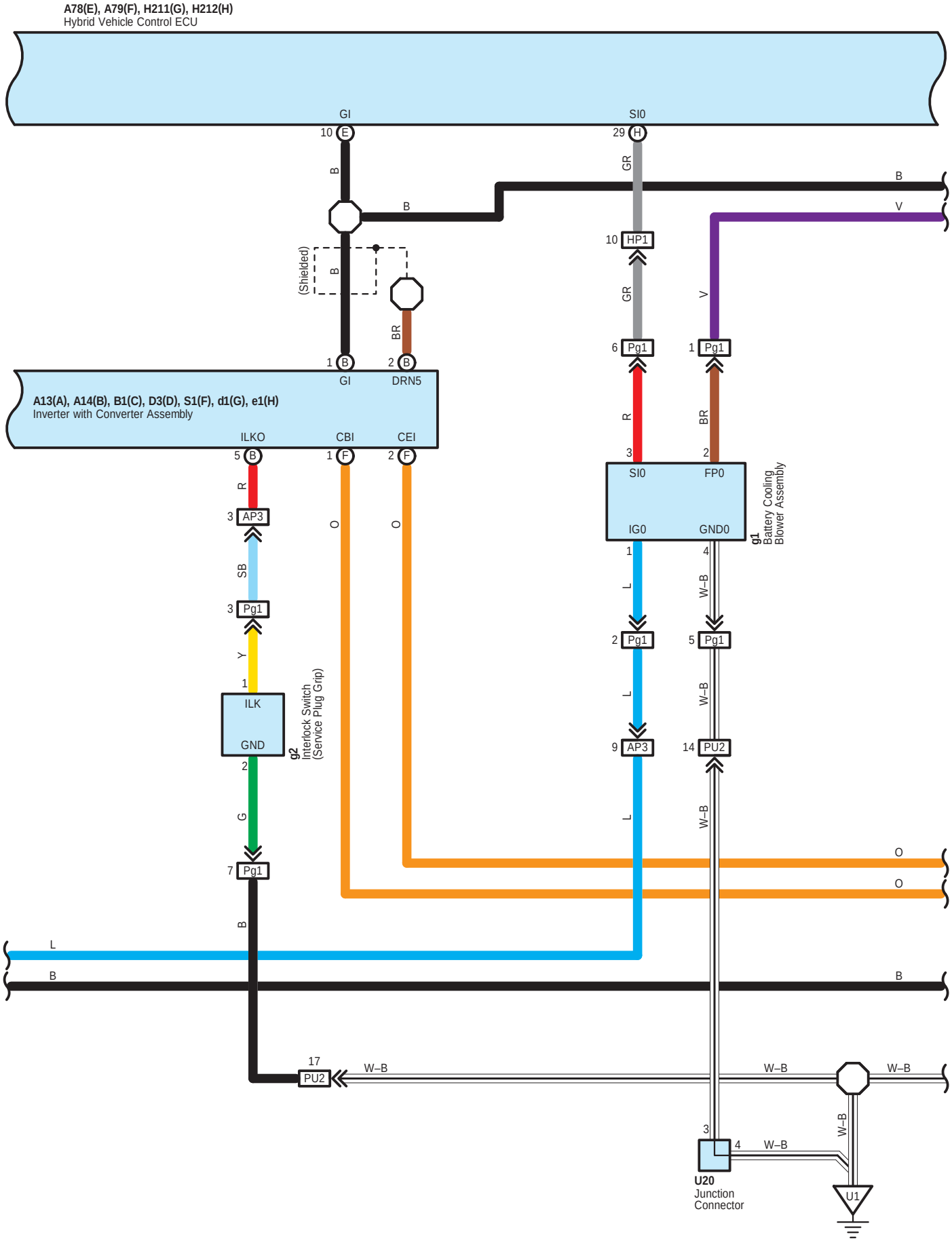
A78(E), A79(F), H211(G), H212(H)
Hybrid Vehicle Control ECU
GI
SI0
10 E
29 H
B
GR
B
B
V
10 HP1
(Shielded)
B
GR
V
BR
6 Pg1
1 Pg1
1 B
2 B
GI
DRN5
A13(A), A14(B), B1(C), D3(D), S1(F), d1(G), e1(H)
Inverter with Converter Assembly
ILKO
CBI
CEI
5 B
1 F
2 F
R
3 AP3
O
O
R
BR
3
2
SI0
FP0
IG0
GND0
g1
Battery Cooling Blower Assembly
SB
3 Pg1
1
4
L
W–B
2 Pg1
5 Pg1
Y
1
ILK
GND
g2
Interlock Switch (Service Plug Grip)
L
W–B
9 AP3
14 PU2
2
G
L
W–B
7 Pg1
O
O
B
L
B
B
17
PU2
W–B
W–B
W–B
W–B
3
4
W–B
U20
Junction Connector
U1

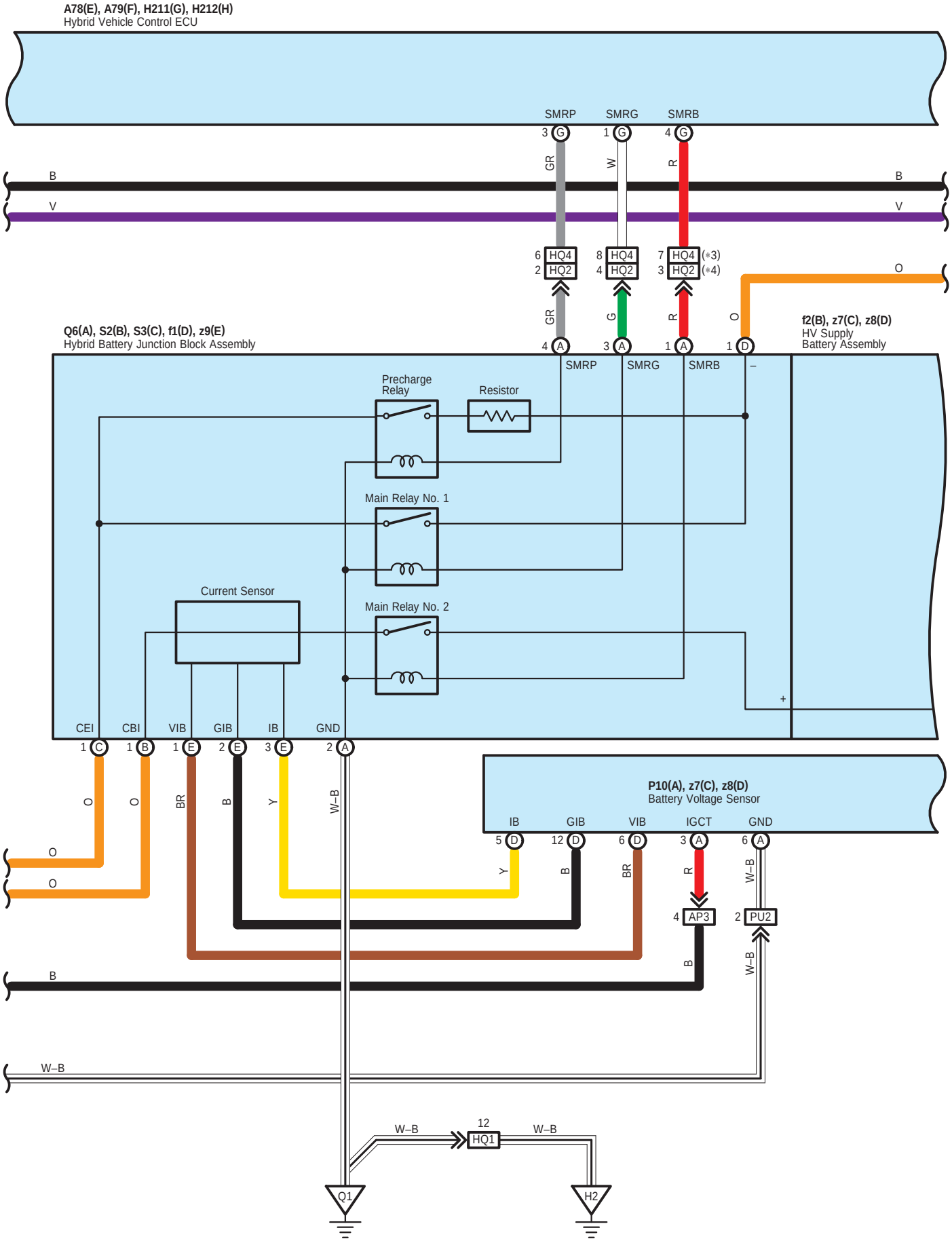
A78(E), A79(F), H211(G), H212(H)
Hybrid Vehicle Control ECU
SMRP
SMRG
SMRB
3 G
1 G
4 G
GR
W
R
B
V
6 HQ4
2 HQ2
8 HQ4
4 HQ2
7 HQ4 (*3)
3 HQ2 (*4)
O
Q6(A), S2(B), S3(C), f1(D), z9(E)
Hybrid Battery Junction Block Assembly
4 A
3 A
1 A
1 D
f2(B), z7(C), z8(D)
HV Supply
Battery Assembly
Precharge Relay
Resistor
Main Relay No. 1
Current Sensor
Main Relay No. 2
–
+
CEI
CBI
VIB
GIB
IB
GND
1 C
1 B
1 E
2 E
3 E
2 A
W–B
P10(A), z7(C), z8(D)
Battery Voltage Sensor
IGCT
5 D
12 D
6 D
3 A
6 A
Y
BR
4 AP3
2 PU2
12
HQ1
Q1
H2

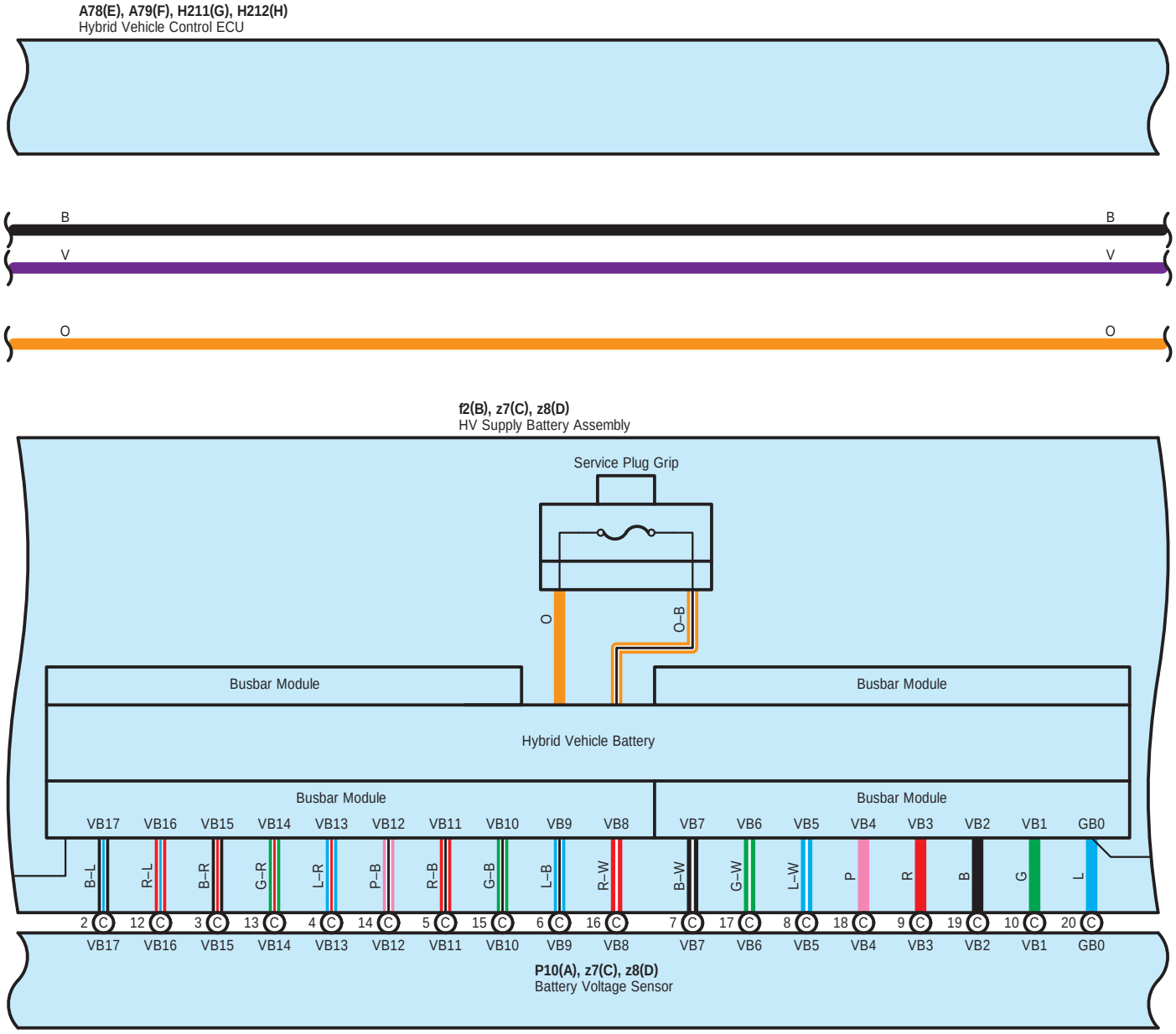

∗ 3 : Before Aug. 2016 Production
∗ 4 : From Aug. 2016 Production

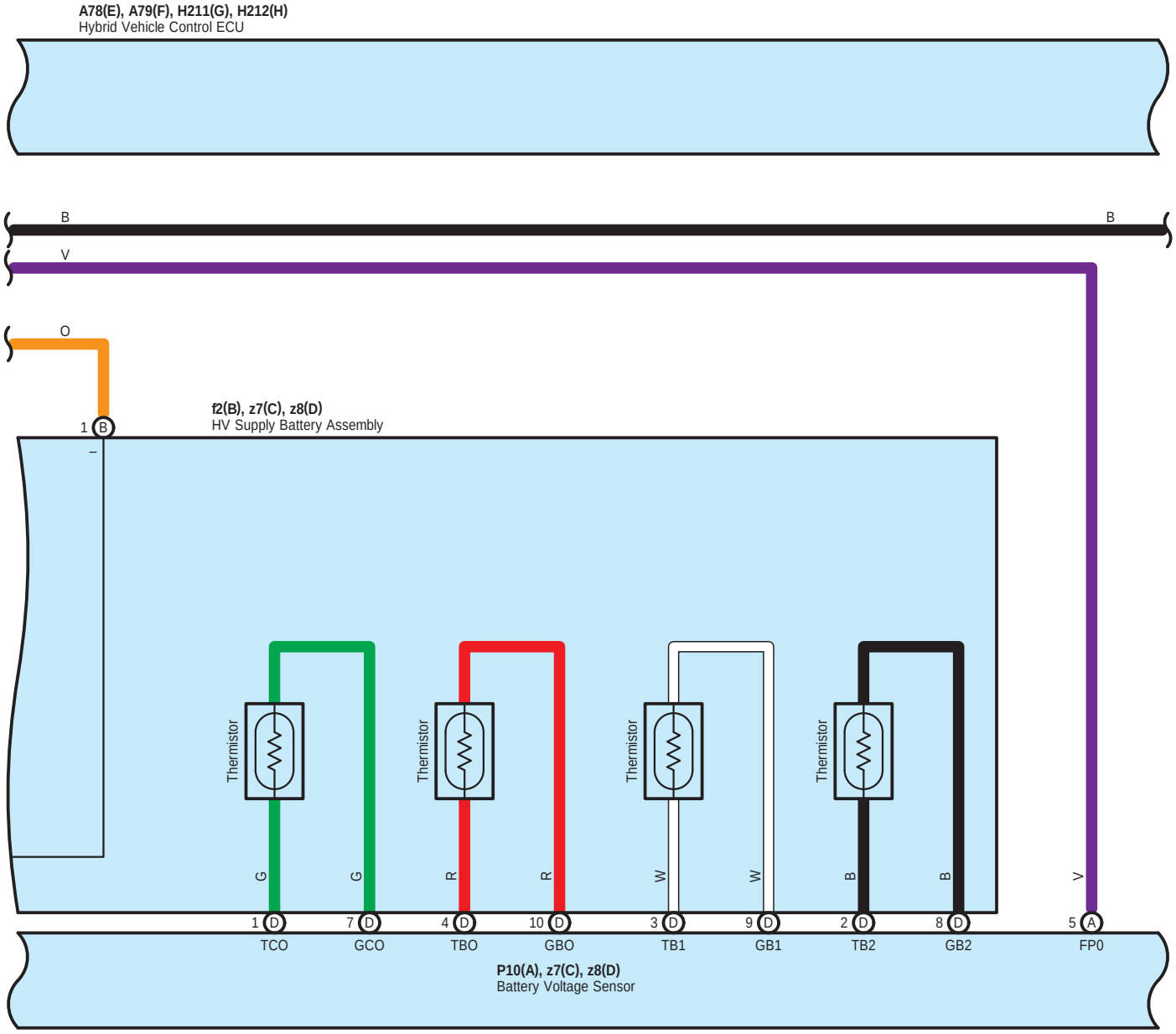
A78(E), A79(F), H211(G), H212(H)
Hybrid Vehicle Control ECU
B
B
V
O
1 B
f2(B), z7(C), z8(D)
HV Supply Battery Assembly
Thermistor
Thermistor
Thermistor
Thermistor
G
G
R
R
W
W
B
B
V
1 D
7 D
4 D
10 D
3 D
9 D
2 D
8 D
5 A
TCO
GCO
TBO
GBO
TB1
GB1
TB2
GB2
FP0
P10(A), z7(C), z8(D)
Battery Voltage Sensor

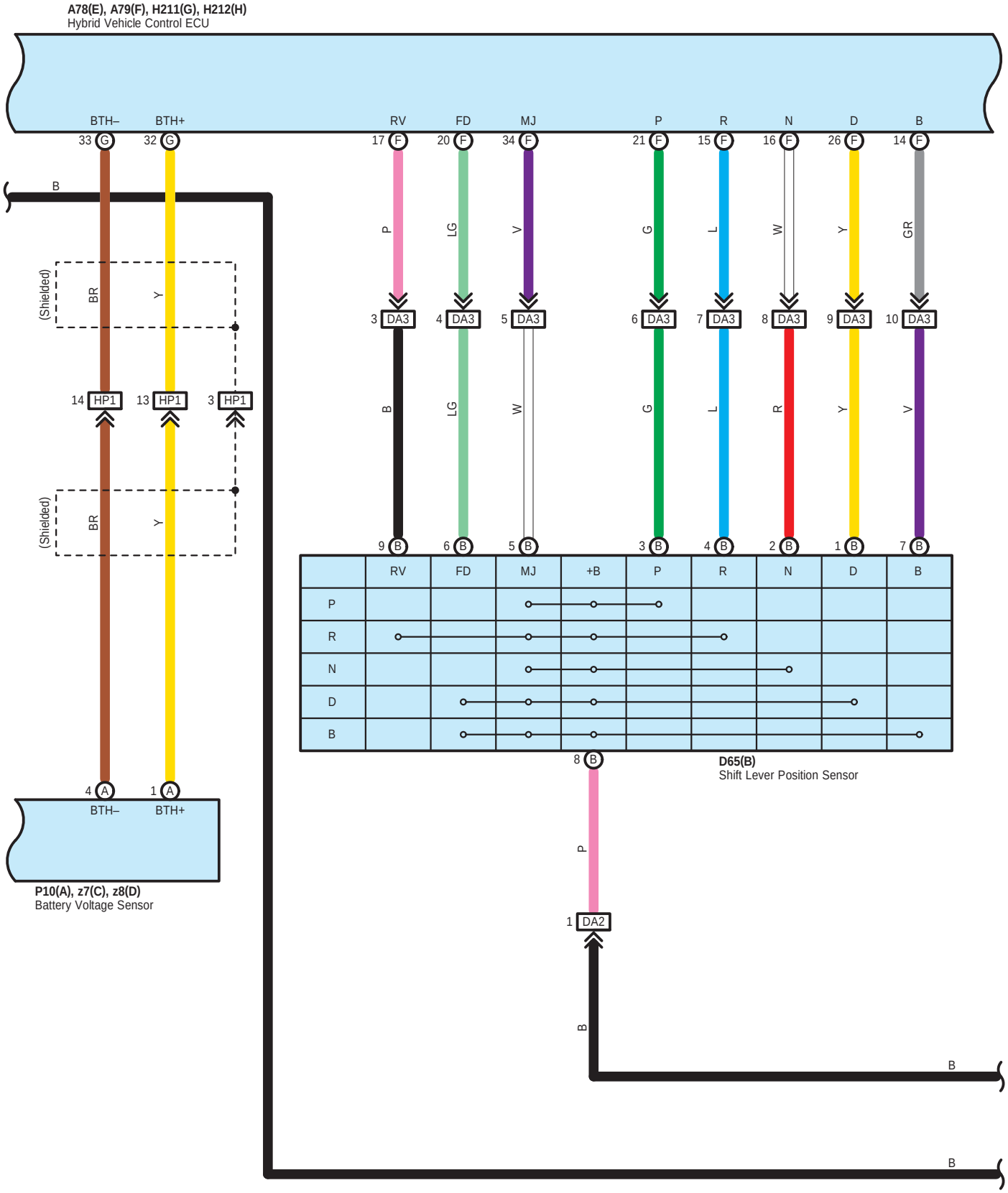
A78(E), A79(F), H211(G), H212(H)
Hybrid Vehicle Control ECU
BTH–
BTH+
RV
FD
MJ
P
R
N
D
B
33 G
32 G
17 F
20 F
34 F
21 F
15 F
16 F
26 F
14 F
B
P
LG
V
G
L
W
Y
GR
(Shielded)
BR
Y
3 DA3
4 DA3
5 DA3
6 DA3
7 DA3
8 DA3
9 DA3
10 DA3
14 HP1
13 HP1
3 HP1
B
LG
W
G
L
R
Y
V
(Shielded)
BR
Y
9 B
6 B
5 B
3 B
4 B
2 B
1 B
7 B
RV
FD
MJ
+B
P
R
N
D
B
P
R
N
D
B
8 B
D65(B)
Shift Lever Position Sensor
4 A
1 A
BTH–
BTH+
P10(A), z7(C), z8(D)
Battery Voltage Sensor
P
1 DA2
B
B
B

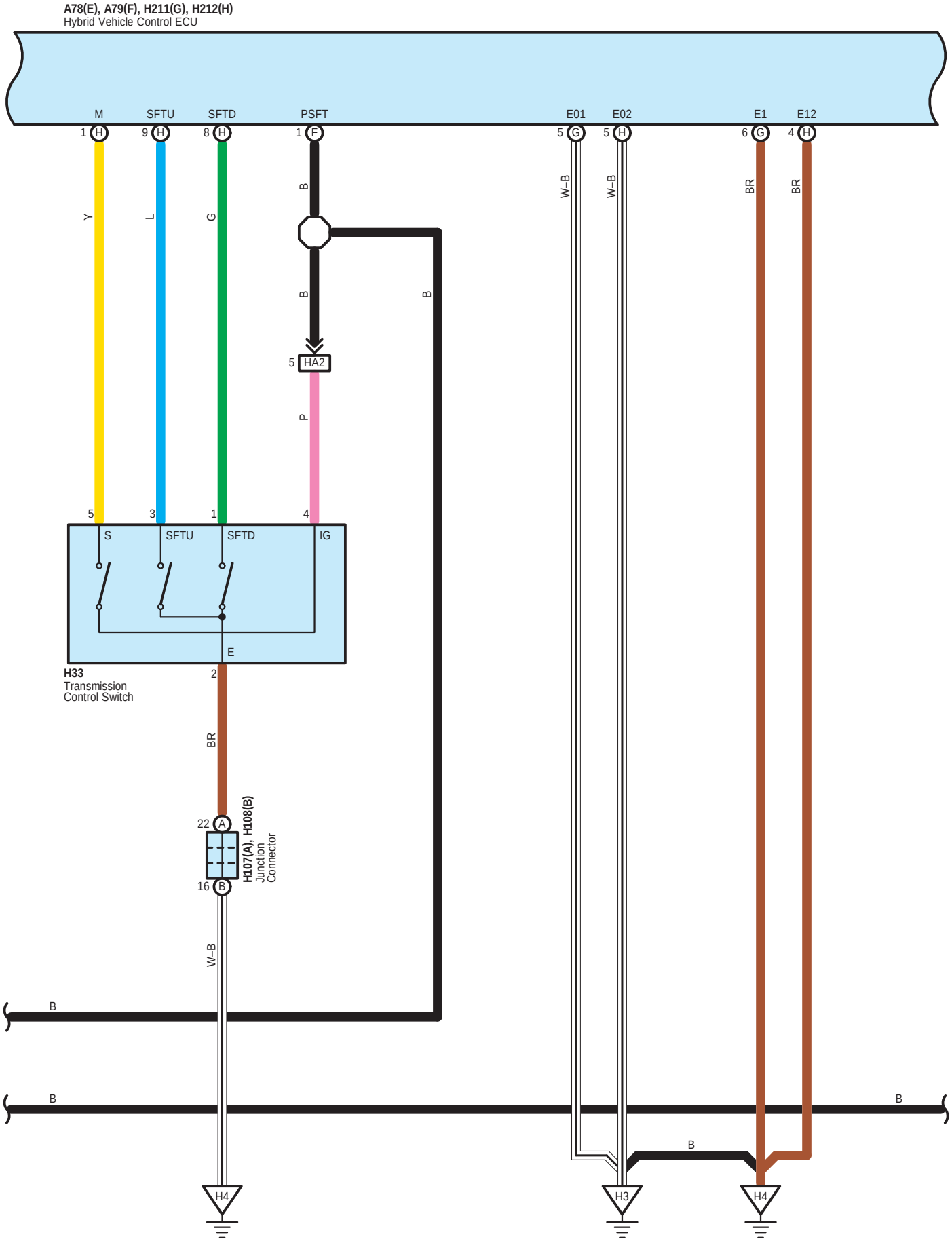
A78(E), A79(F), H211(G), H212(H)
Hybrid Vehicle Control ECU
M
SFTU
SFTD
PSFT
E01
E02
E1
E12
1 H
9 H
8 H
1 F
5 G
5 H
6 G
4 H
Y
L
G
B
B
B
W–B
W–B
BR
BR
5 HA2
P
5
3
1
4
S
SFTU
SFTD
IG
E
H33
Transmission
Control Switch
2
BR
22 A
16 B
H107(A), H108(B)
Junction
Connector
W–B
B
B
B
B
H4
H3
H4

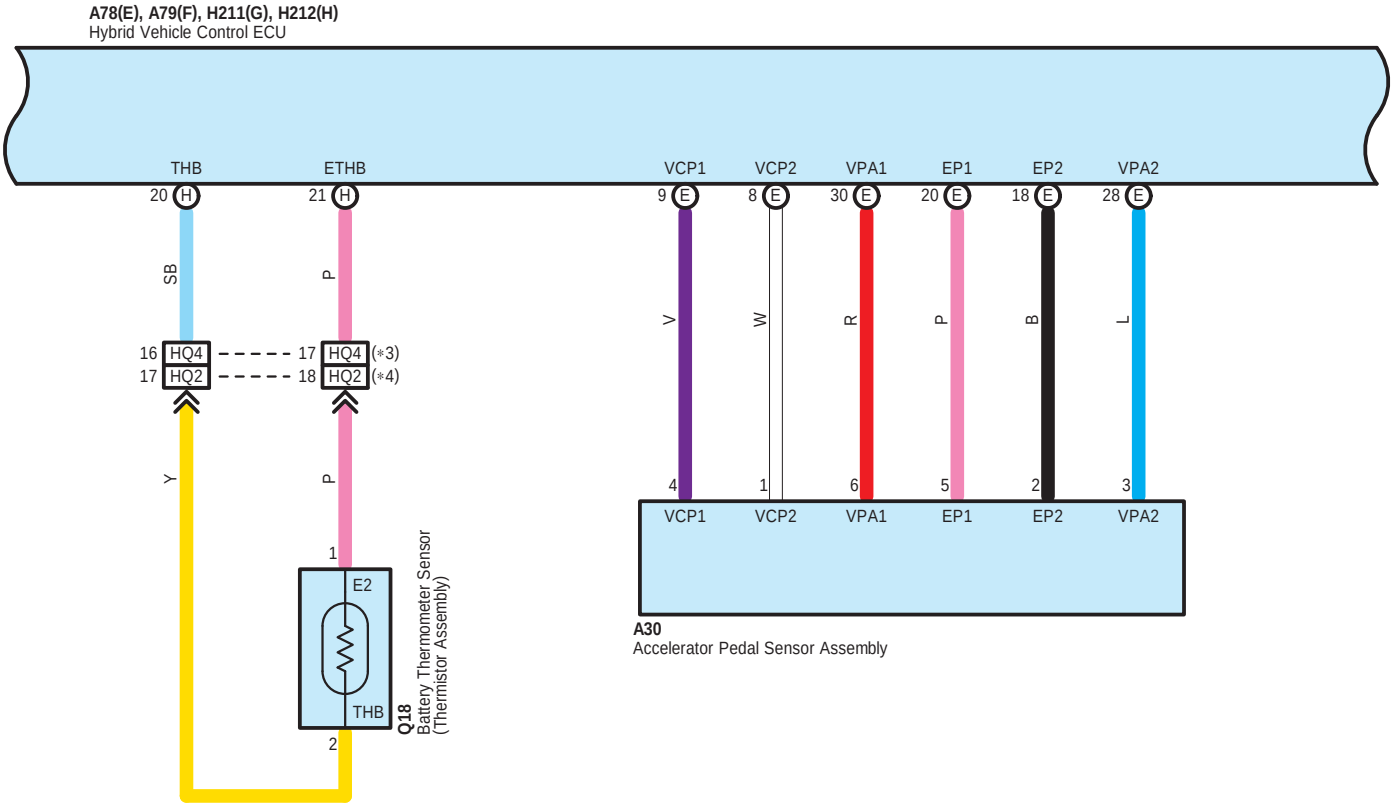

* 3 : Before Aug. 2016 Production
* 4 : From Aug. 2016 Production

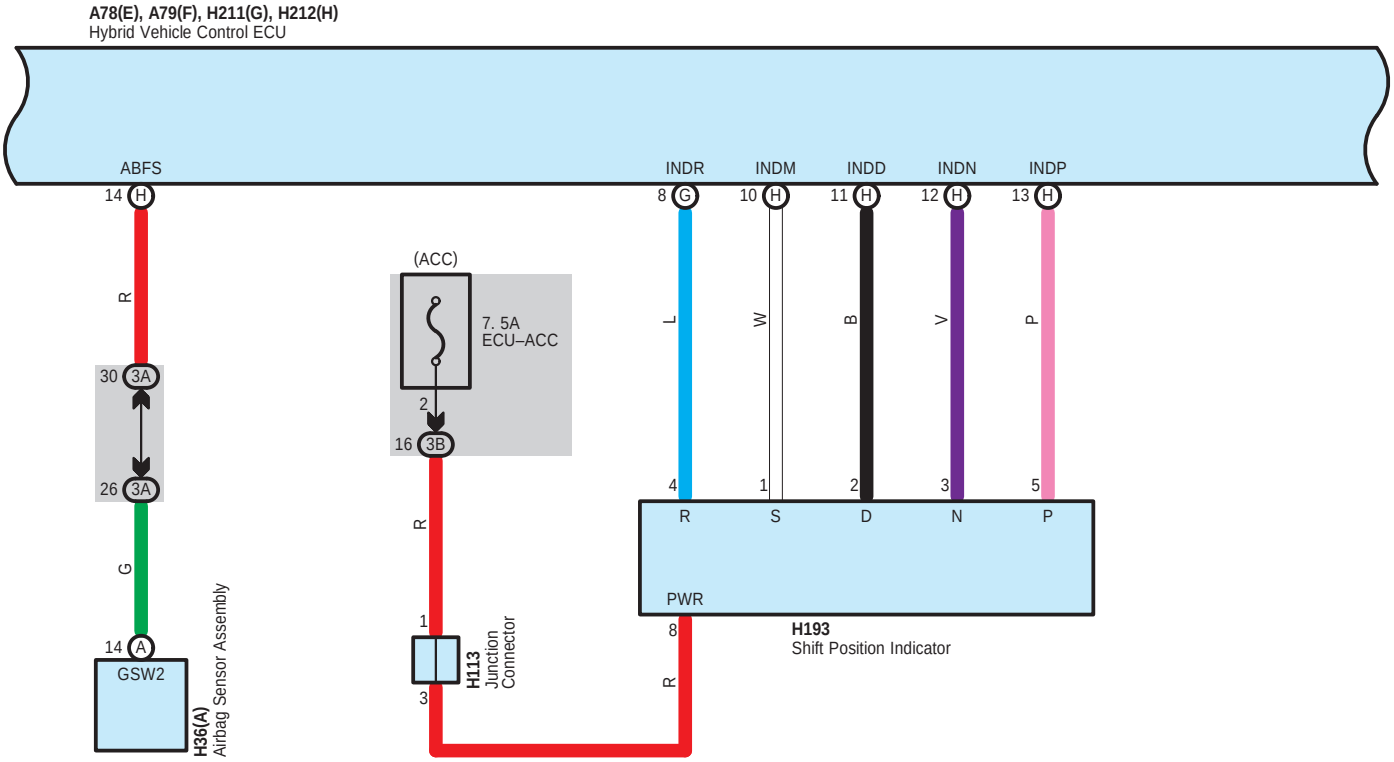
A78(E), A79(F), H211(G), H212(H)
Hybrid Vehicle Control ECU
ABFS
14 H
R
30 3A
26 3A
G
14 A
GSW2
H36(A)
Airbag Sensor Assembly
(ACC)
7. 5A
ECU–ACC
2
16 3B
R
1
3
H113
Junction
Connector
INDR
INDM
INDD
INDN
INDP
8 G
10 H
11 H
12 H
13 H
L
W
B
V
P
4
1
2
3
5
R
S
D
N
P
PWR
8
R
H193
Shift Position Indicator

B
B

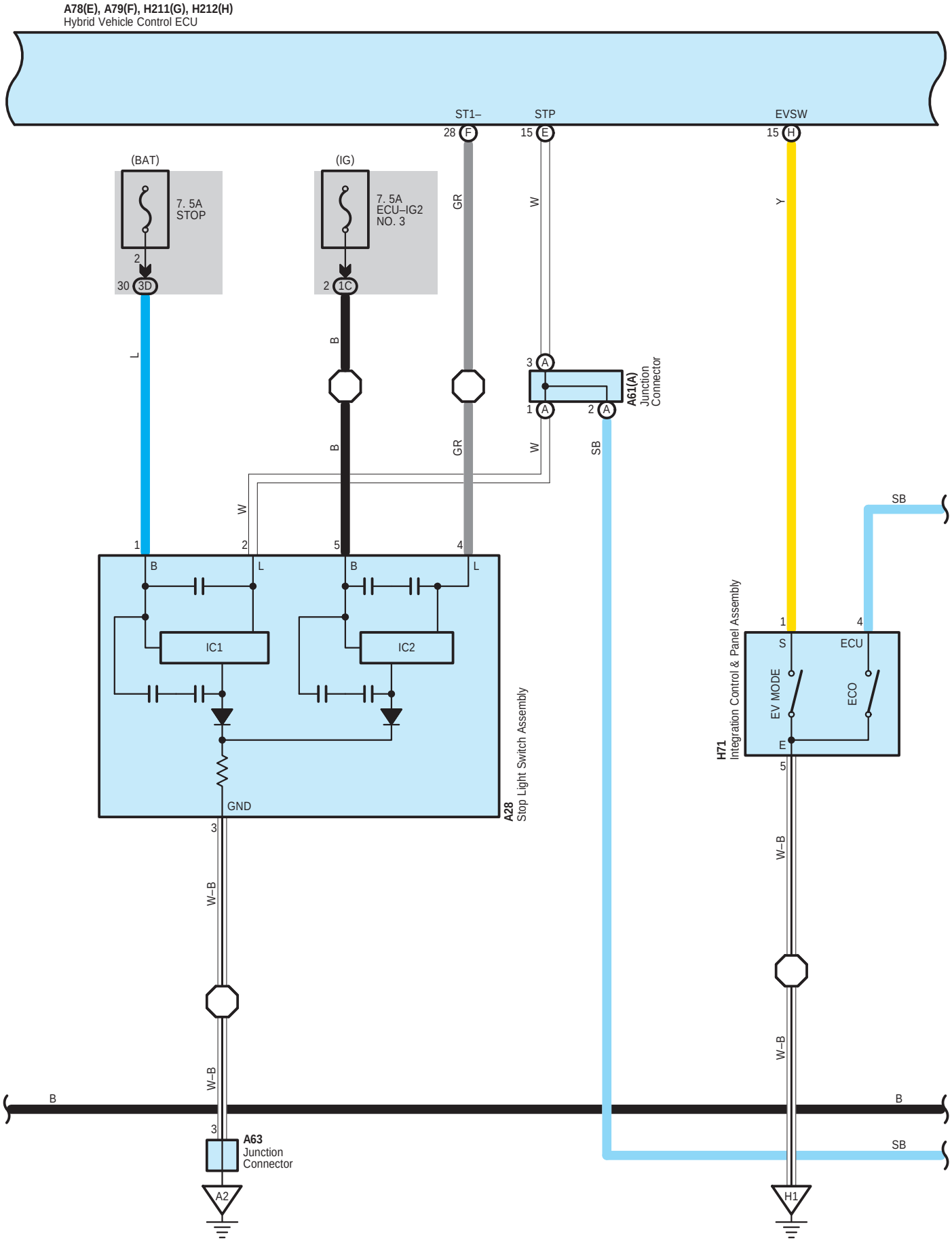
A78(E), A79(F), H211(G), H212(H)
Hybrid Vehicle Control ECU
ST1–
STP
EVSW
28 F
15 E
15 H
(BAT)
7. 5A
STOP
2
30 3D
(IG)
7. 5A
ECU–IG2
NO. 3
2 1C
GR
W
Y
L
B
3 A
1 A
2 A
A61(A)
Junction
Connector
SB
1
2
5
4
IC1
IC2
GND
A28
Stop Light Switch Assembly
3
W–B
SB
1
4
S
ECU
EV MODE
ECO
E
5
H71
Integration Control & Panel Assembly
A63
Junction
Connector
A2
H1

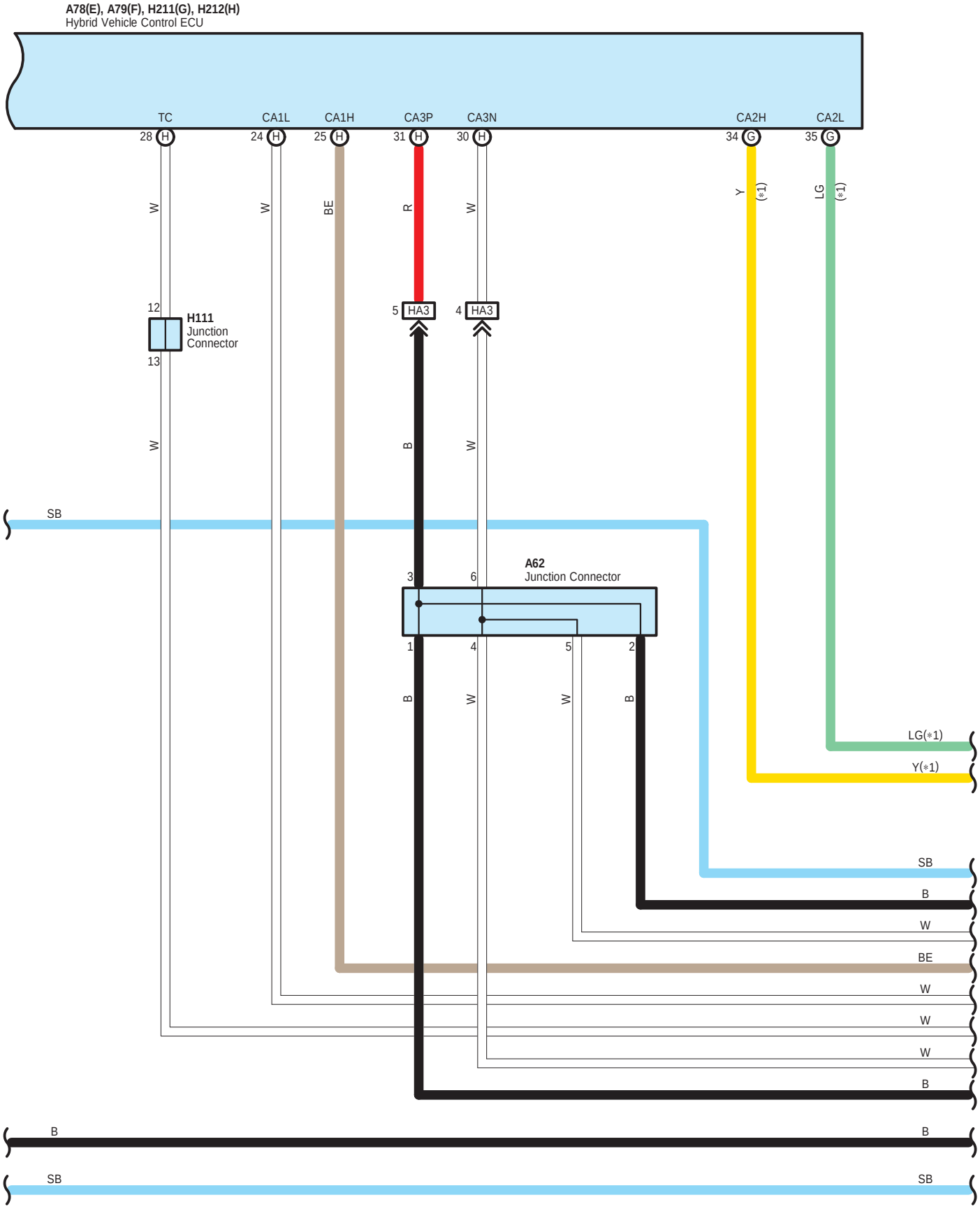
A78(E), A79(F), H211(G), H212(H)
Hybrid Vehicle Control ECU
TC
CA1L
CA1H
CA3P
CA3N
CA2H
CA2L
28 H
24 H
25 H
31 H
30 H
34 G
35 G
W
W
BE
R
W
Y
(*1)
LG
(*1)
12
H111
Junction
Connector
13
5 HA3
4 HA3
W
B
W
SB
A62
Junction Connector
3
6
1
4
5
2
B
W
W
B
LG(*1)
Y(*1)
SB
B
W
BE
W
W
W
B
B
B
SB
SB

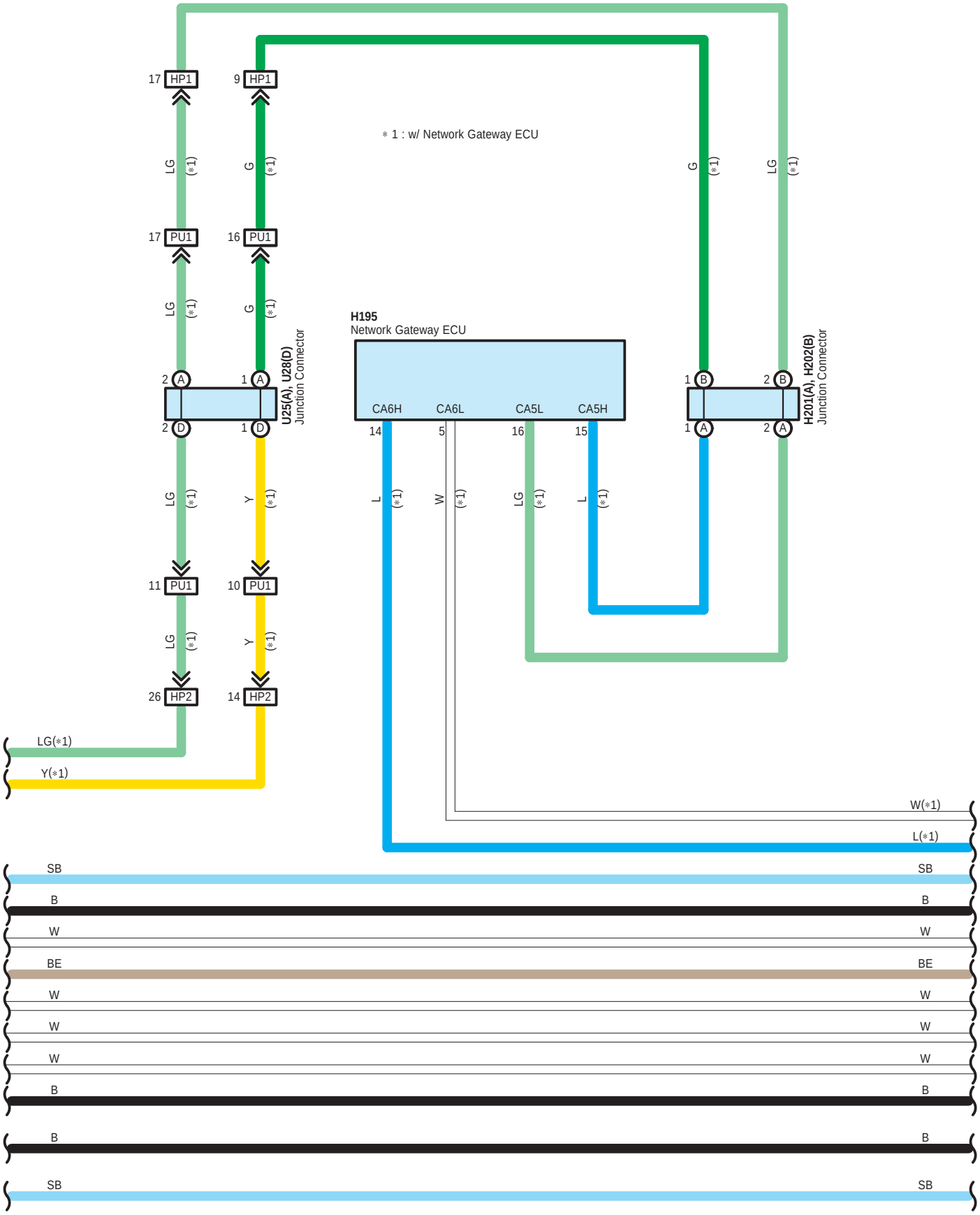
17 HP1
9 HP1
∗1 : w/ Network Gateway ECU
LG (∗1)
G (∗1)
17 PU1
16 PU1
H195
Network Gateway ECU
U25(A), U28(D)
Junction Connector
H201(A), H202(B)
Junction Connector
CA6H
CA6L
CA5L
CA5H
14
5
16
15
Y (∗1)
11 PU1
10 PU1
26 HP2
14 HP2
L (∗1)
W (∗1)
LG(∗1)
Y(∗1)
W(∗1)
L(∗1)
SB
B
W
BE

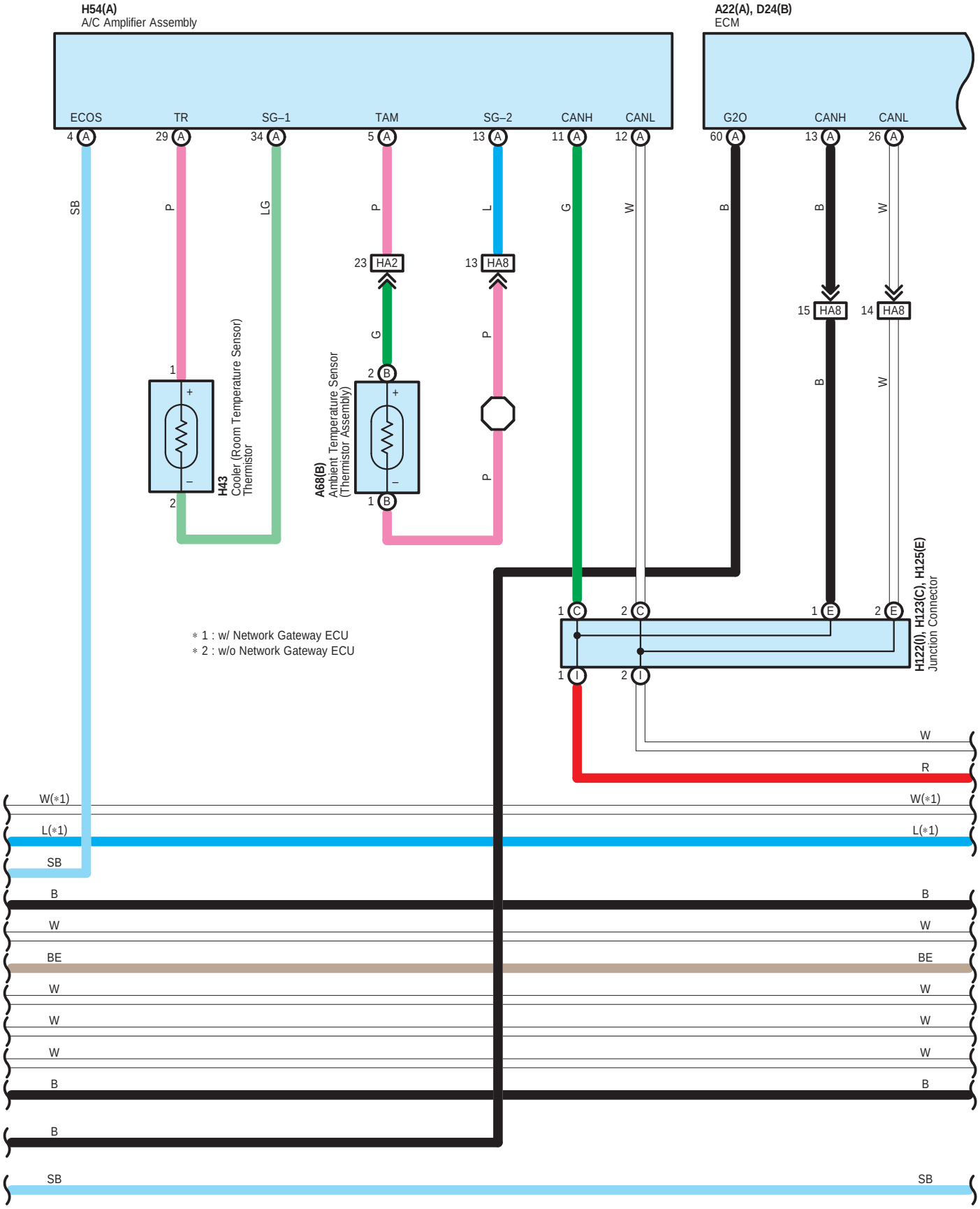
H54(A)
A/C Amplifier Assembly
A22(A), D24(B)
ECM
ECOS
TR
SG–1
TAM
SG–2
CANH
CANL
G2O
CANH
CANL
4 A
29 A
34 A
5 A
13 A
11 A
12 A
60 A
13 A
26 A
SB
P
LG
P
L
G
W
B
B
W
23 HA2
13 HA8
15 HA8
14 HA8
G
P
B
W
1
2
H43
Cooler (Room Temperature Sensor)
Thermistor
2 B
1 B
A68(B)
Ambient Temperature Sensor
(Thermistor Assembly)
P
P
1 C
2 C
1 E
2 E
1 I
2 I
H122(I), H123(C), H125(E)
Junction Connector
∗ 1 : w/ Network Gateway ECU
∗ 2 : w/o Network Gateway ECU
W
R
W(∗1)
W(∗1)
L(∗1)
L(∗1)
SB
B
B
W
W
BE
BE
W
W
W
W
W
W
B
B
B
SB
SB

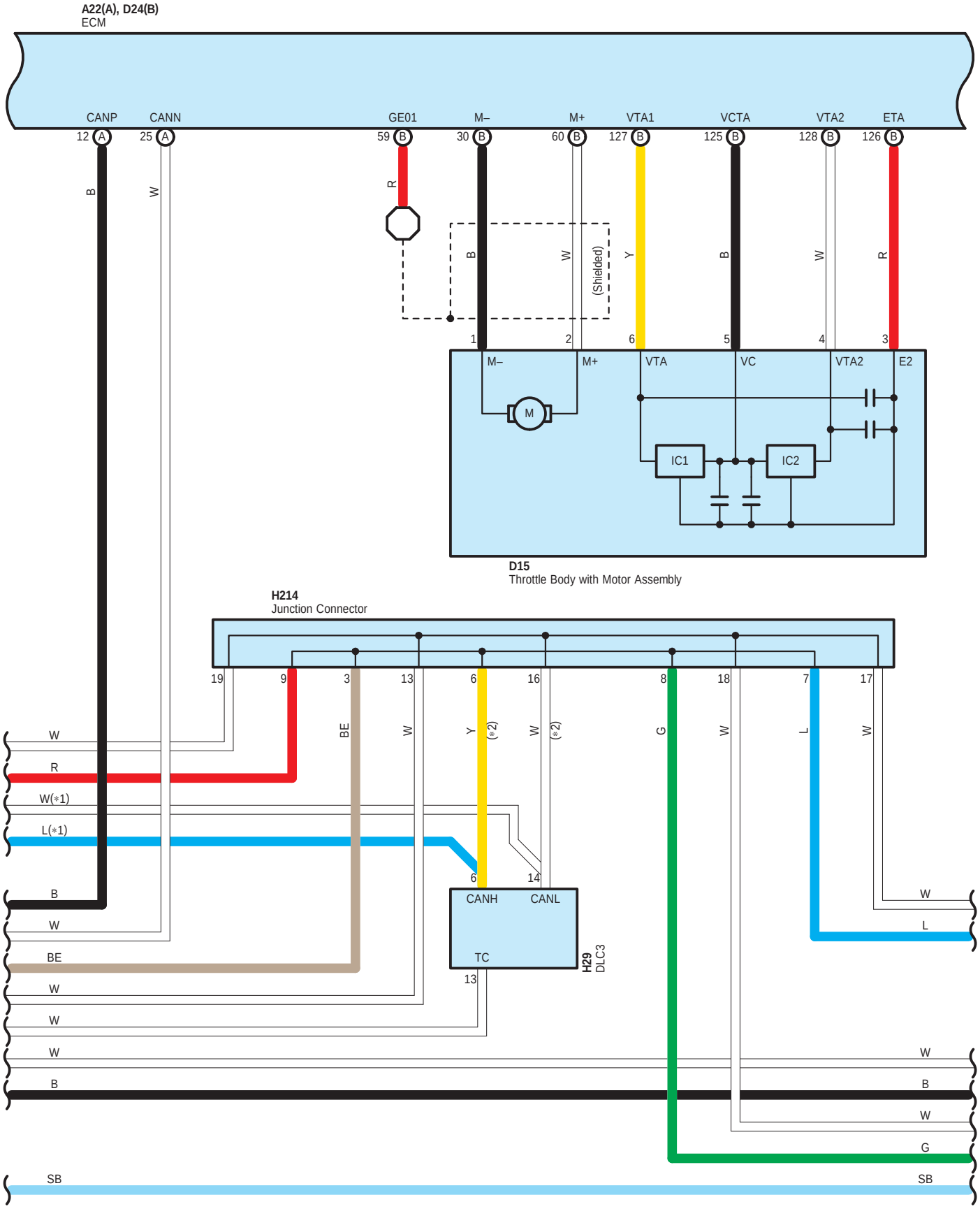
A22(A), D24(B)
ECM
CANP
CANN
GE01
M–
M+
VTA1
VCTA
VTA2
ETA
12 A
25 A
59 B
30 B
60 B
127 B
125 B
128 B
126 B
B
W
R
B
W
(Shielded)
Y
B
W
R
1
2
6
5
4
3
M–
M+
VTA
VC
VTA2
E2
M
IC1
IC2
D15
Throttle Body with Motor Assembly
H214
Junction Connector
19
9
3
13
6
16
8
18
7
17
BE
W
Y
(*2)
W
(*2)
G
W
L
W
W
R
W(*1)
L(*1)
B
W
BE
W
W
W
B
6
14
CANH
CANL
TC
13
H29
DLC3
W
L
W
B
W
G
SB
SB

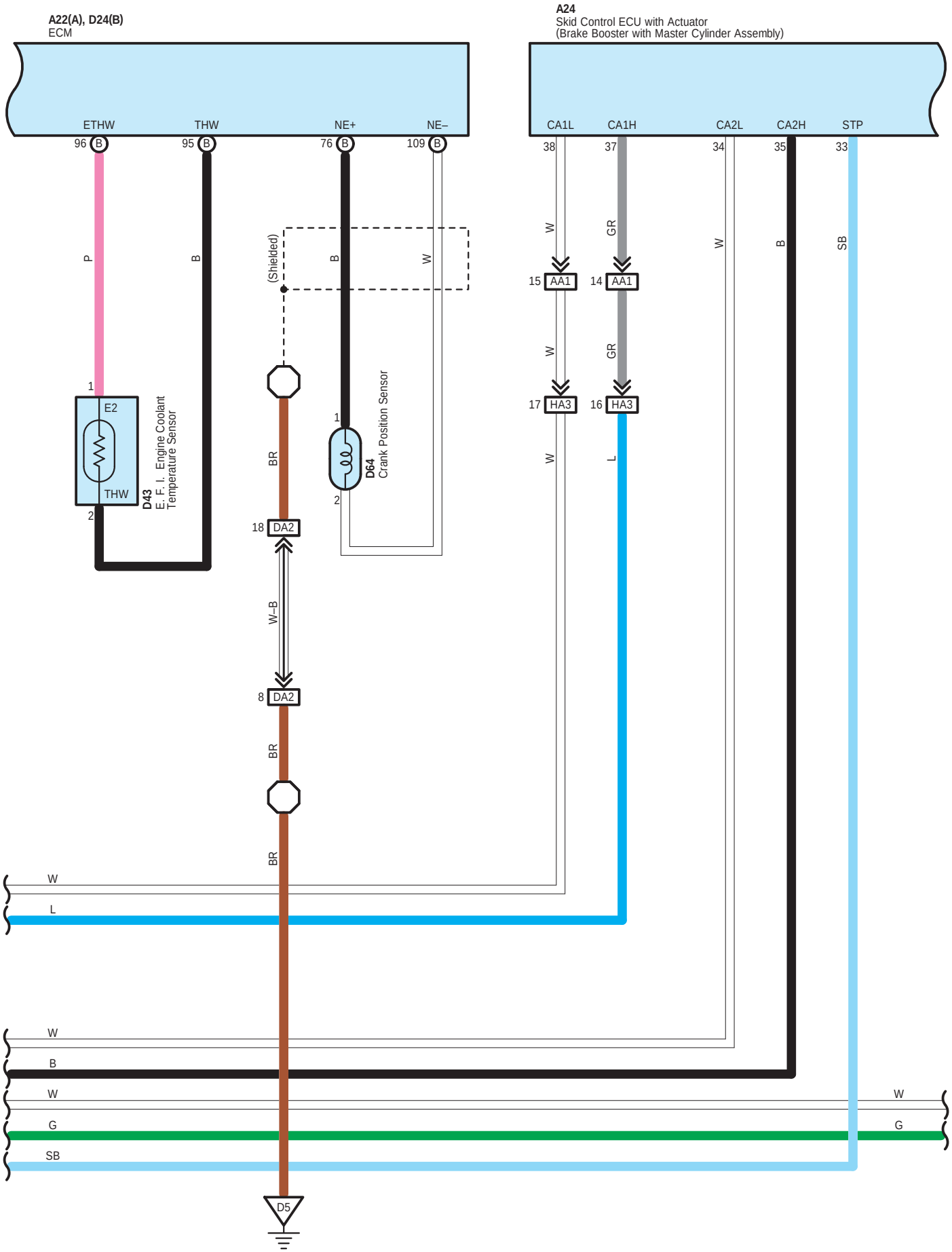
A22(A), D24(B)
ECM
ETHW
THW
NE+
NE–
96 B
95 B
76 B
109 B
P
B
(Shielded)
B
W
1
E2
THW
2
D43
E. F. I. Engine Coolant Temperature Sensor
BR
18 DA2
W–B
8 DA2
BR
BR
1
2
D64
Crank Position Sensor
A24
Skid Control ECU with Actuator
(Brake Booster with Master Cylinder Assembly)
CA1L
CA1H
CA2L
CA2H
STP
38
37
34
35
33
W
GR
W
B
SB
15 AA1
14 AA1
W
GR
17 HA3
16 HA3
W
L
W
L
W
B
W
G
SB
W
G
D5

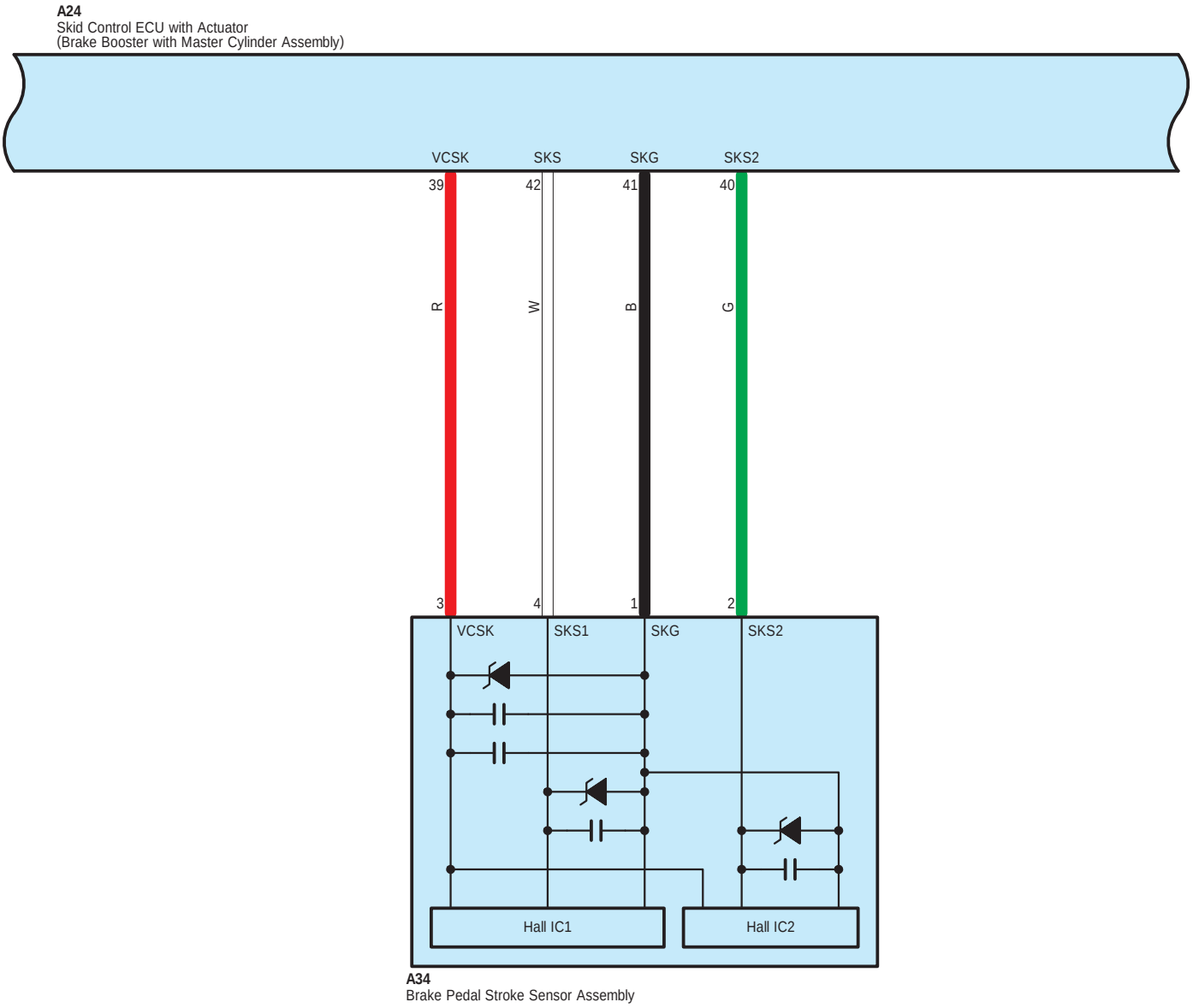
A24
Skid Control ECU with Actuator
(Brake Booster with Master Cylinder Assembly)
VCSK
SKS
SKG
SKS2
39
42
41
40
R
W
B
G
3
4
1
2
VCSK
SKS1
SKG
SKS2
Hall IC1
Hall IC2
A34
Brake Pedal Stroke Sensor Assembly

W
W
G
G

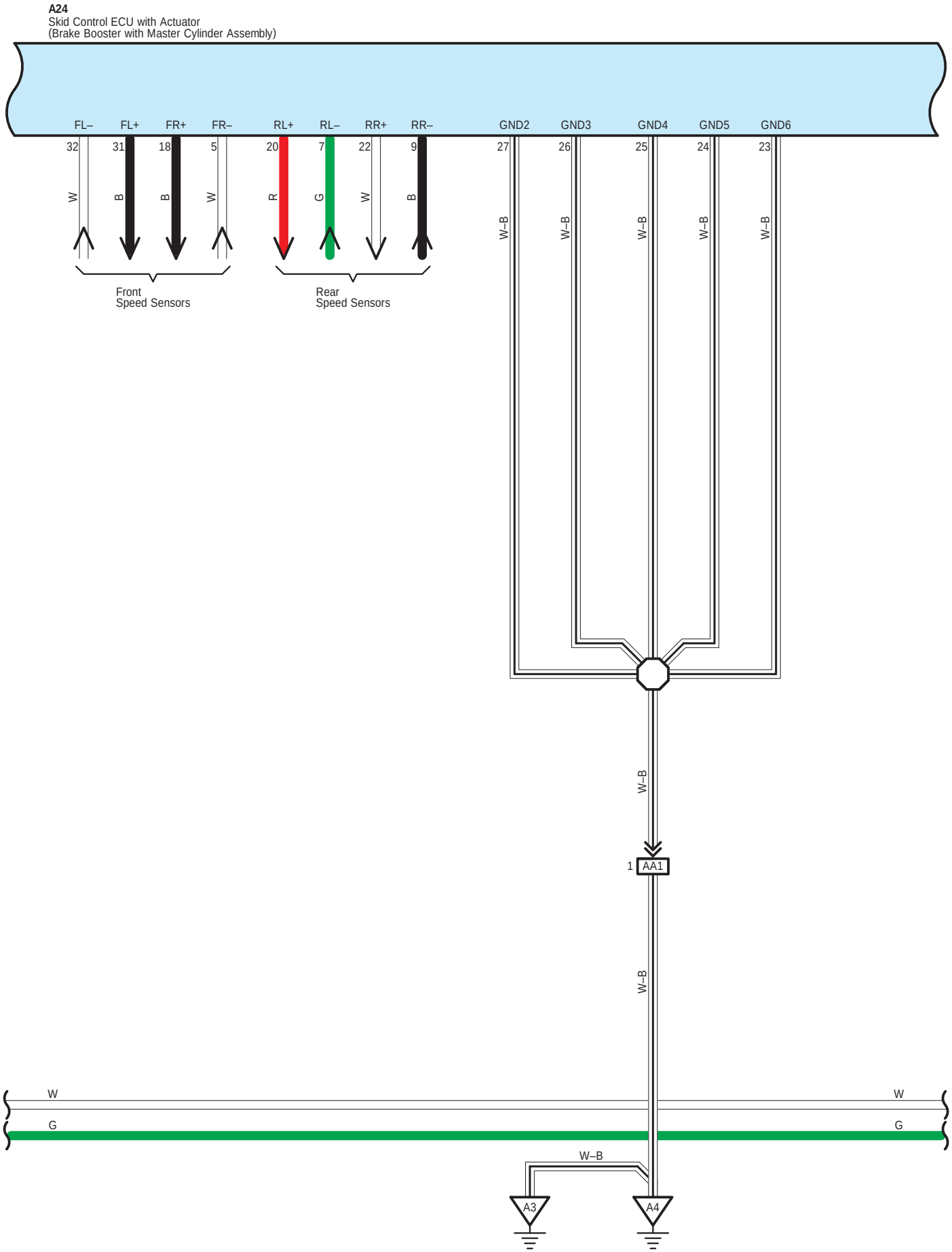
A24
Skid Control ECU with Actuator
(Brake Booster with Master Cylinder Assembly)
FL–
FL+
FR+
FR–
RL+
RL–
RR+
RR–
GND2
GND3
GND4
GND5
GND6
32
31
18
5
20
7
22
9
27
26
25
24
23
W
B
B
W
R
G
W
B
W–B
Front
Speed Sensors
Rear
Speed Sensors
1
AA1
W
G
A3
A4

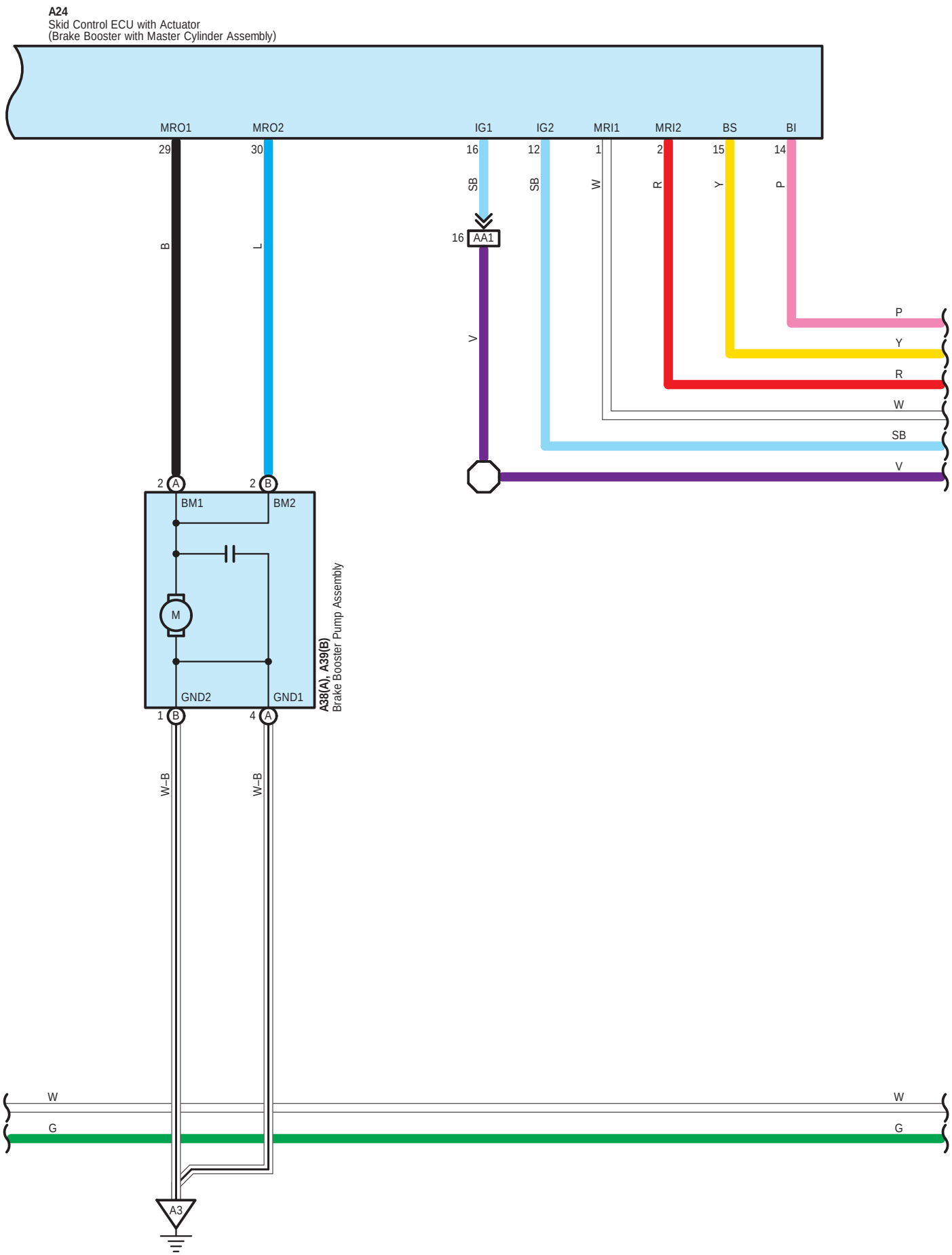
A24
Skid Control ECU with Actuator
(Brake Booster with Master Cylinder Assembly)
MRO1
MRO2
IG1
IG2
MRI1
MRI2
BS
BI
29
30
16
12
1
2
15
14
SB
SB
W
R
Y
P
B
L
16
AA1
V
P
Y
R
W
SB
V
2
A
2
B
BM1
BM2
M
GND2
GND1
1
B
4
A
A38(A), A39(B)
Brake Booster Pump Assembly
W–B
W–B
W
W
G
G
A3

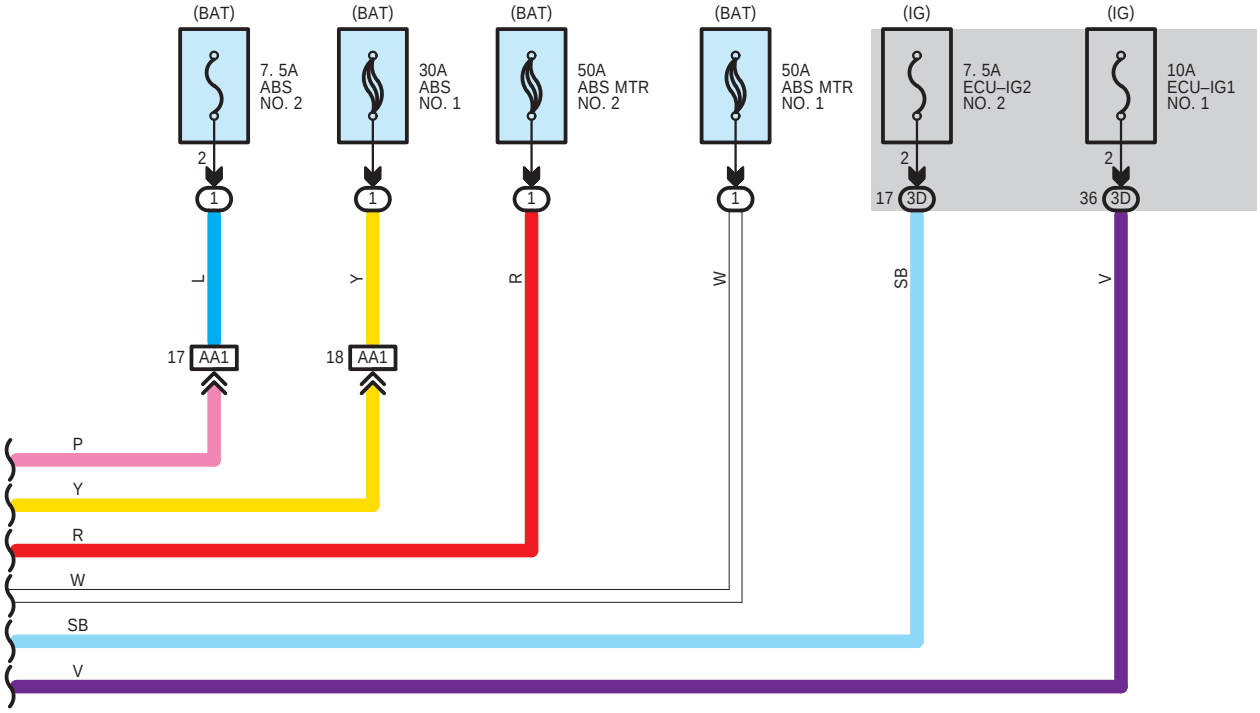
(BAT)
7. 5A
ABS
NO. 2
(BAT)
30A
ABS
NO. 1
(BAT)
50A
ABS MTR
NO. 2
(BAT)
50A
ABS MTR
NO. 1
(IG)
7. 5A
ECU–IG2
NO. 2
(IG)
10A
ECU–IG1
NO. 1
2
1
17 3D
36 3D
L
Y
R
W
SB
V
17 AA1
18 AA1
P
Y
R
W
SB
V

W
W
G
G

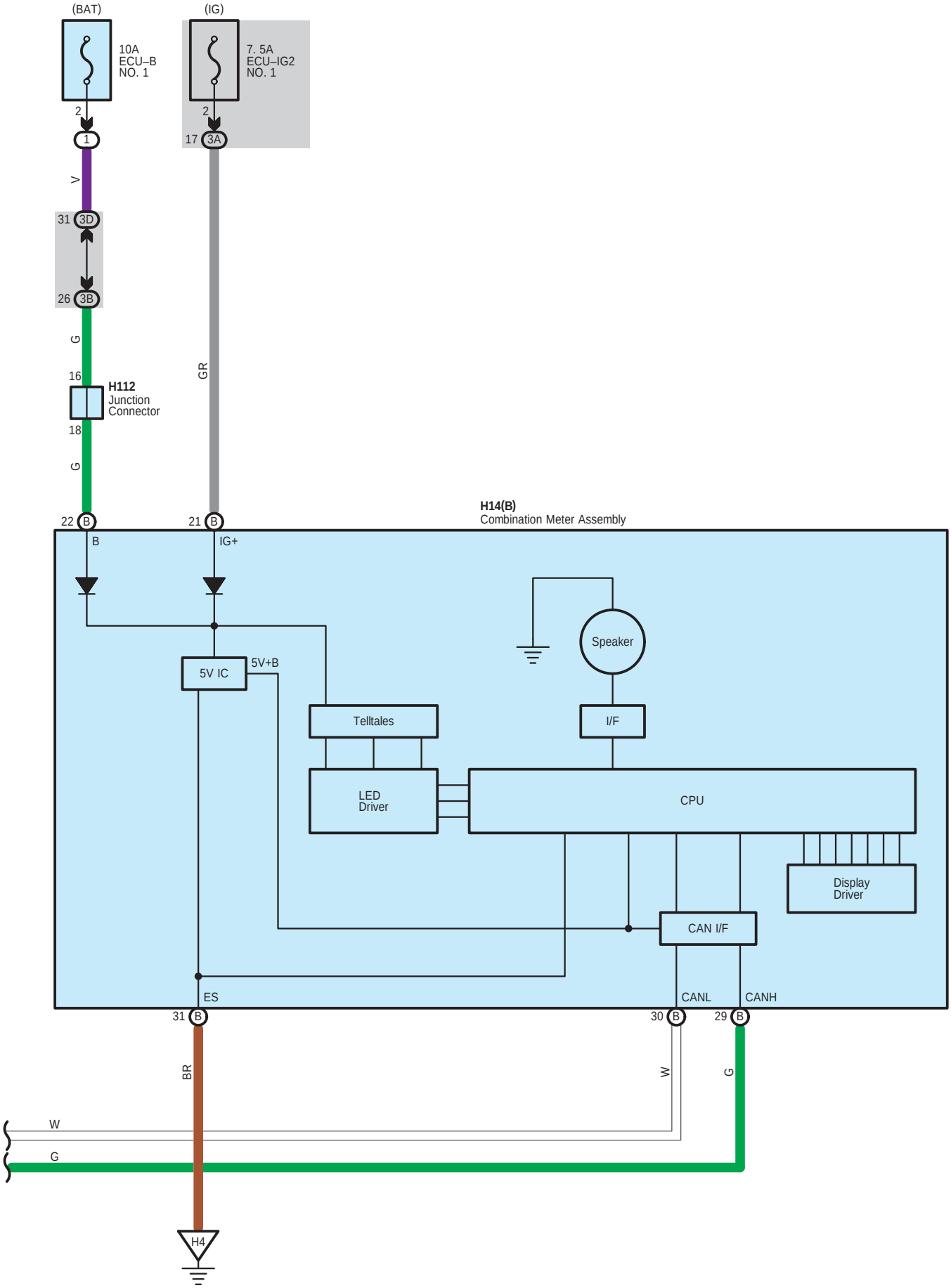
(BAT)
(IG)
10A
ECU–B
NO. 1
7. 5A
ECU–IG2
NO. 1
2
1
V
31 3D
26 3B
G
16
H112
Junction
Connector
18
G
2
17 3A
GR
22 B
21 B
B
IG+
H14(B)
Combination Meter Assembly
5V IC
5V+B
Speaker
Telltales
I/F
LED
Driver
CPU
Display
Driver
CAN I/F
ES
CANL
CANH
31 B
30 B
29 B
BR
W
G
W
G
H4

A 13
Gray



A 14
Black

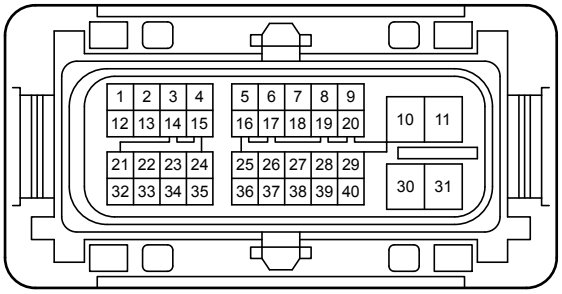

A 22
Black

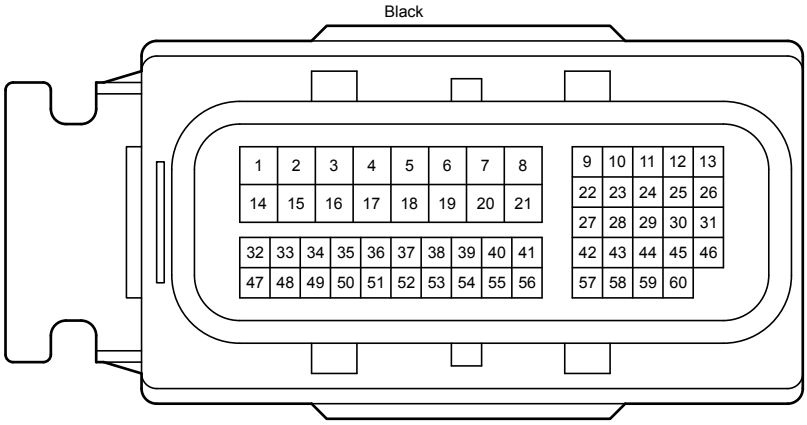

A 24
Black

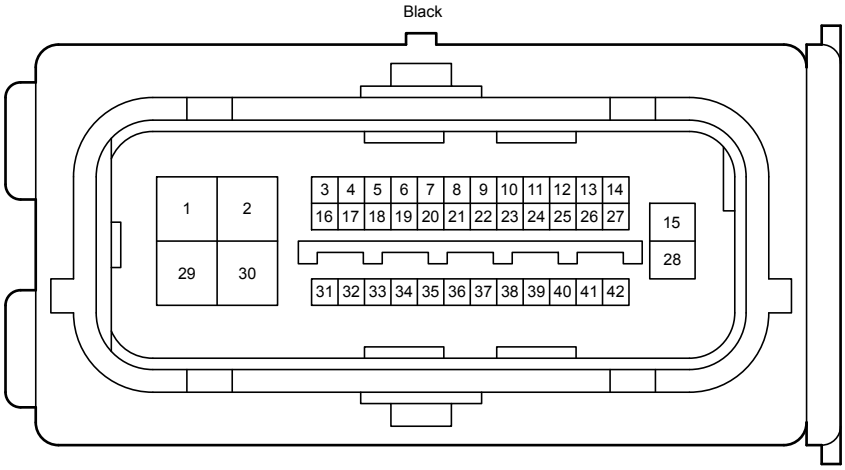

A 28
White

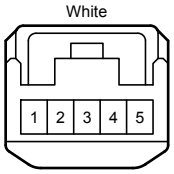

A 30
Black



A 34
Black



A 38
Black

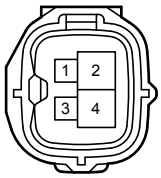

A 39
Black

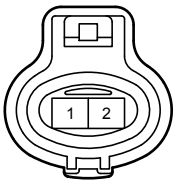

A 61
Gray



A 62
White

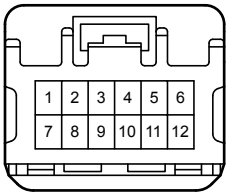

A 63
Gray



A 68
Black



A 73
Black

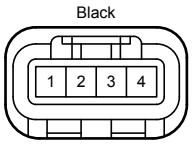

A 78
Gray

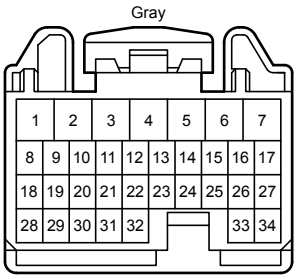

A 79
Gray

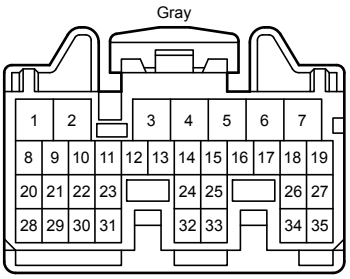

B 1

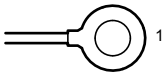

D 3
Gray

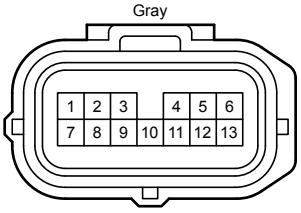

D 11
Gray

D 12
Gray

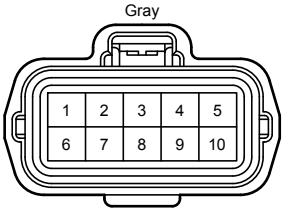

D 14
Gray

D 15
Black

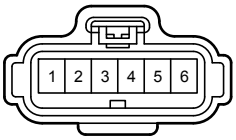

D 24
Black

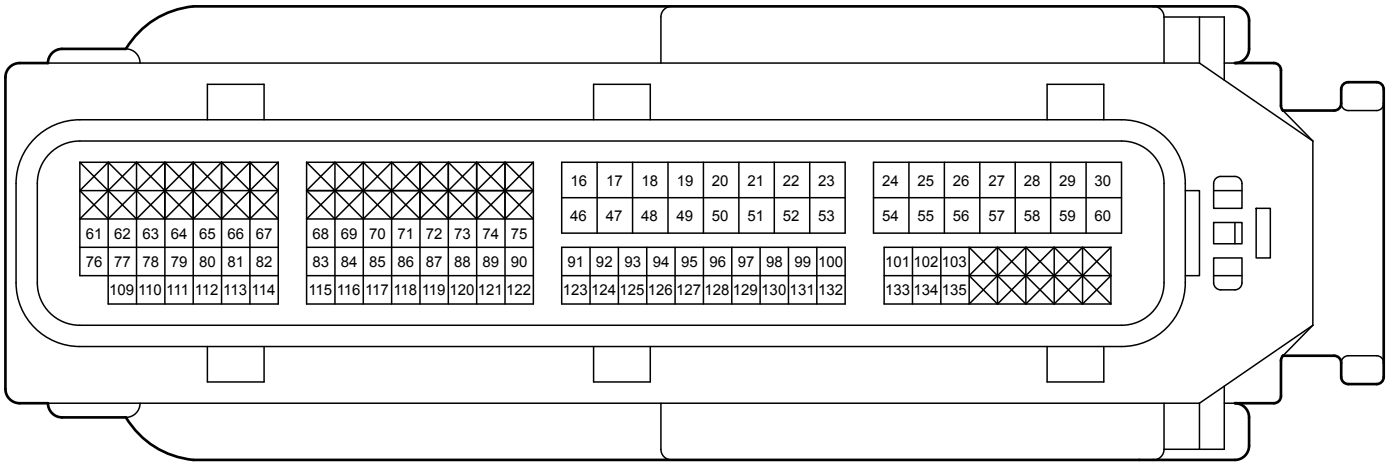

D 43
Black

D 64
Black

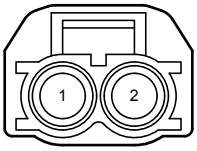

D 65
Gray

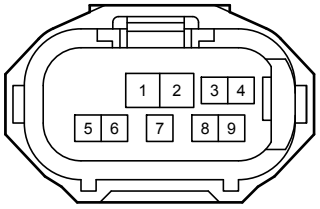

H 14
Black

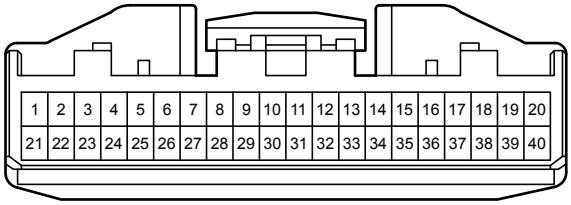

H 29
Black

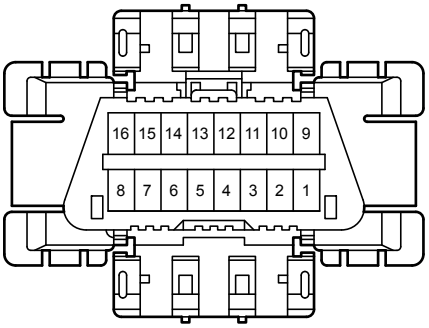

H 33
White

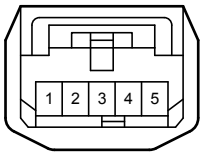

H 36
Yellow

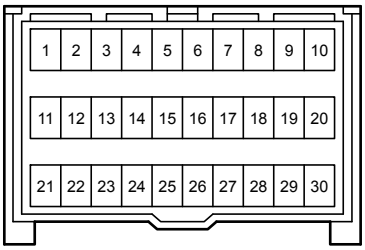

H 43
Black

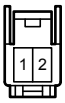

H 54
White

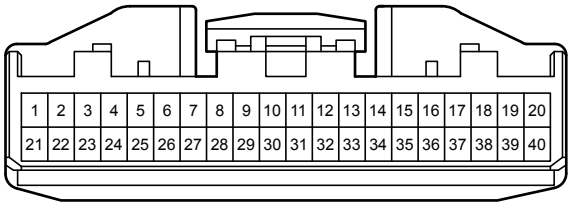

H 71
Black



H107
Gray

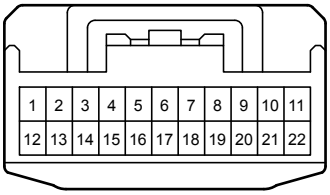

H108
Gray

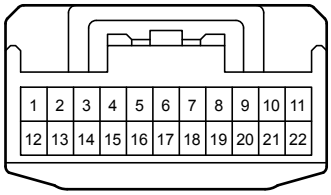

H111
Gray

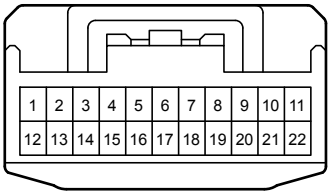

H112
White

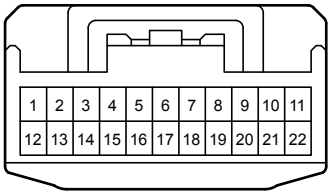

H113
White

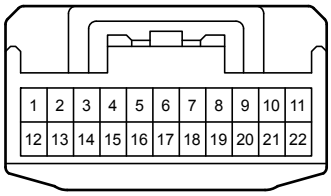

H122
White

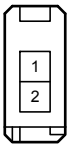

H123
White

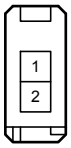

H125
White

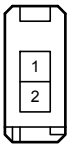

H193
White

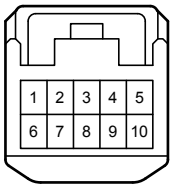

H195
Black

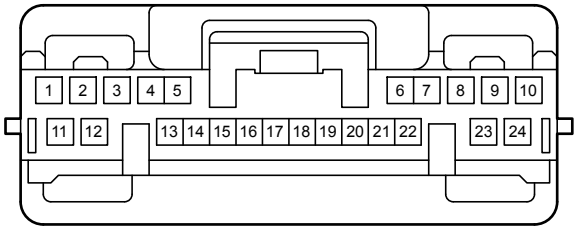

H201
White

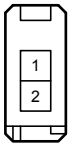

H202
White

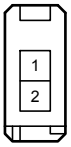

H211
Gray

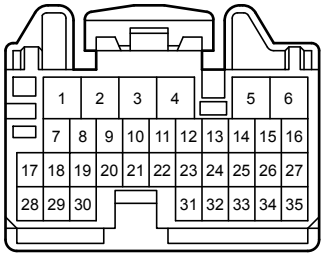

H212
Gray

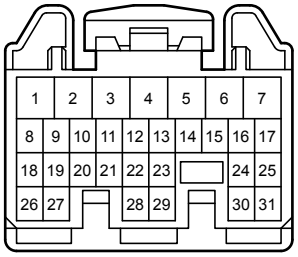

H214
White

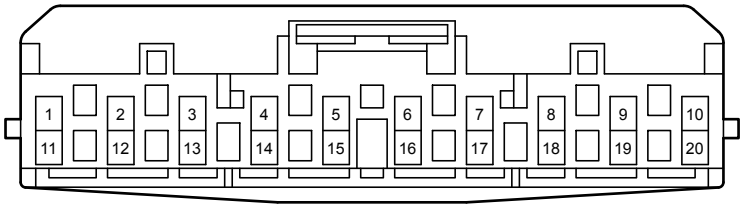

P 10
White

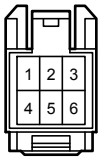

Q 6
White

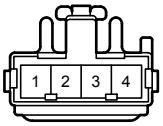

Q 18
Black

S 1
White

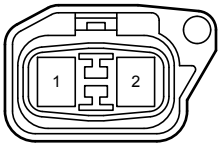

S 2
White

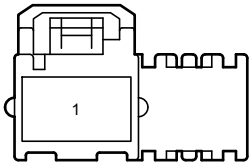

S 3
Orange

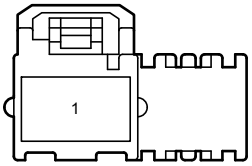

U 20
White

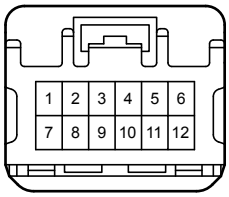

U 25
White

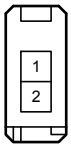

U 28
White

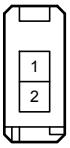

d 1
White

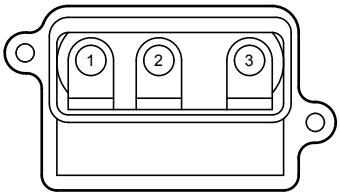

d 2
White

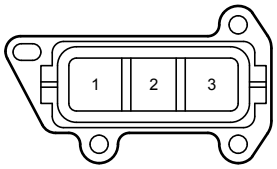

e 1
White

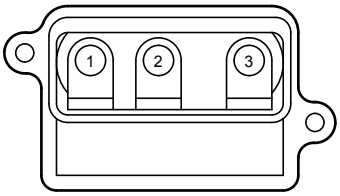

e 2
White

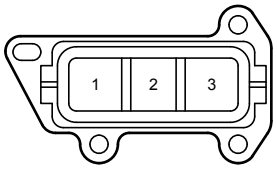

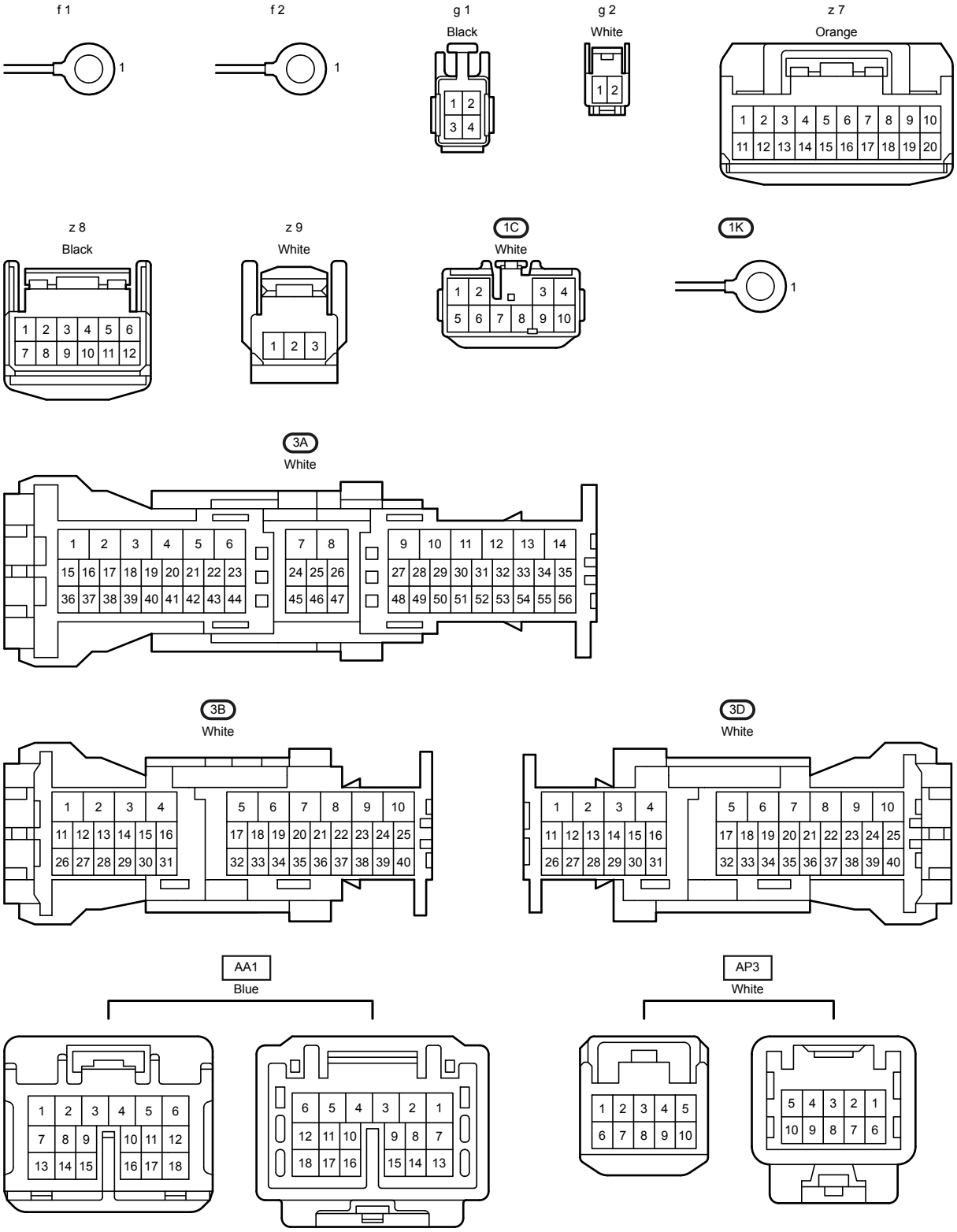
f 1
1
f 2
1
g 1
Black
1 2
3 4
g 2
White
1 2
z 7
Orange
1 2 3 4 5 6 7 8 9 10
11 12 13 14 15 16 17 18 19 20
z 8
Black
1 2 3 4 5 6
7 8 9 10 11 12
z 9
White
1 2 3
1C
White
1 2 3 4
5 6 7 8 9 10
1K
1
3A
White
1 2 3 4 5 6 7 8 9 10 11 12 13 14
15 16 17 18 19 20 21 22 23 24 25 26 27 28 29 30 31 32 33 34 35
36 37 38 39 40 41 42 43 44 45 46 47 48 49 50 51 52 53 54 55 56
3B
White
1 2 3 4 5 6 7 8 9 10
11 12 13 14 15 16 17 18 19 20 21 22 23 24 25
26 27 28 29 30 31 32 33 34 35 36 37 38 39 40
3D
White
1 2 3 4 5 6 7 8 9 10
11 12 13 14 15 16 17 18 19 20 21 22 23 24 25
26 27 28 29 30 31 32 33 34 35 36 37 38 39 40
AA1
Blue
1 2 3 4 5 6
7 8 9 10 11 12
13 14 15 16 17 18
6 5 4 3 2 1
12 11 10 9 8 7
18 17 16 15 14 13
AP3
White
1 2 3 4 5
6 7 8 9 10
5 4 3 2 1
10 9 8 7 6

DA2
White

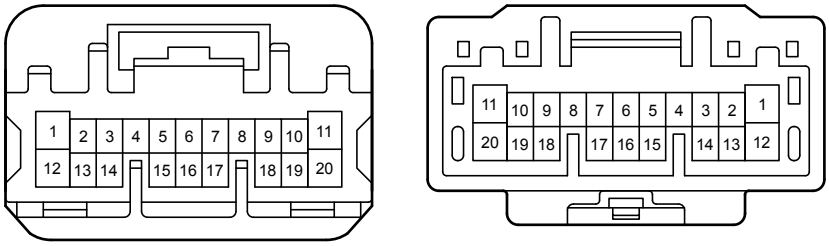

DA3
White

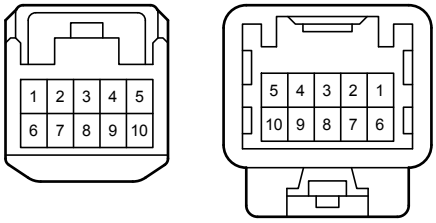

HA2
Blue

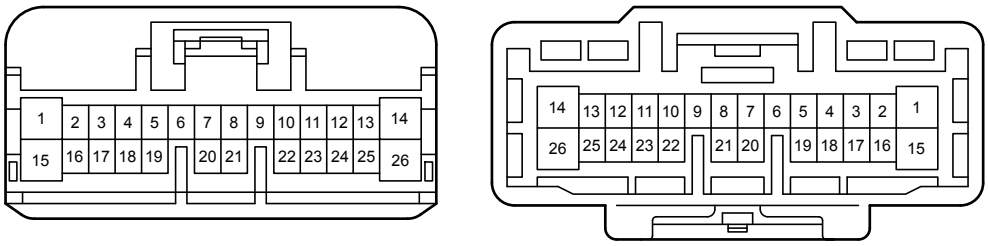

HA3
Gray

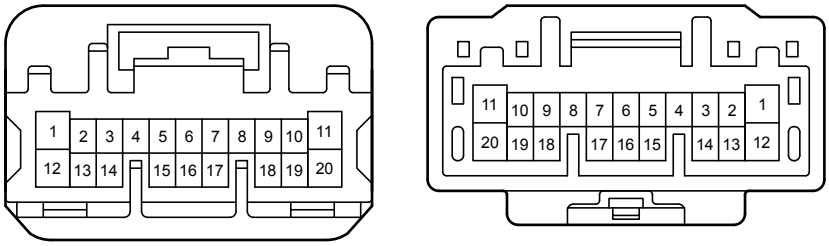

HA4
Blue

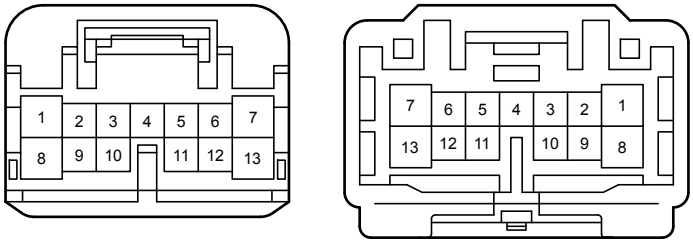

HA8
Gray

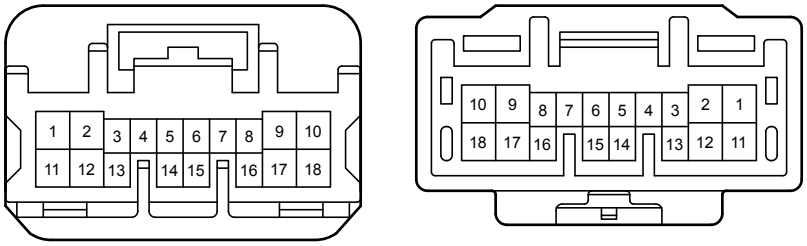

HP1
White

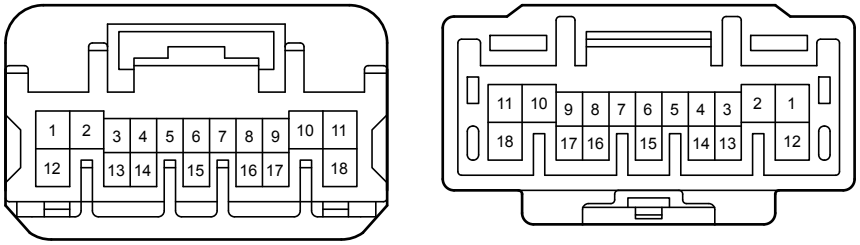

HP2
White

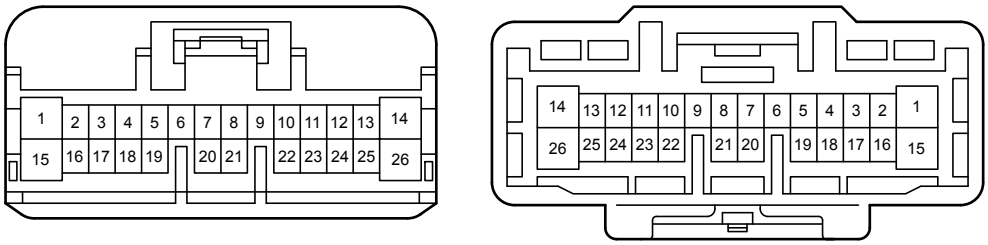

HQ1
White

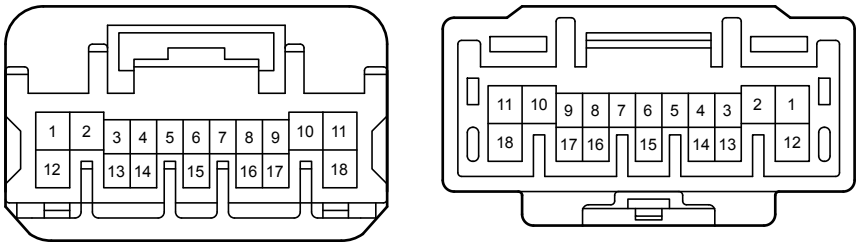

HQ2
White

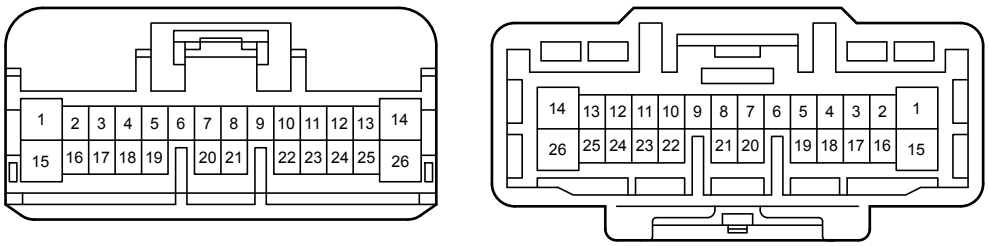

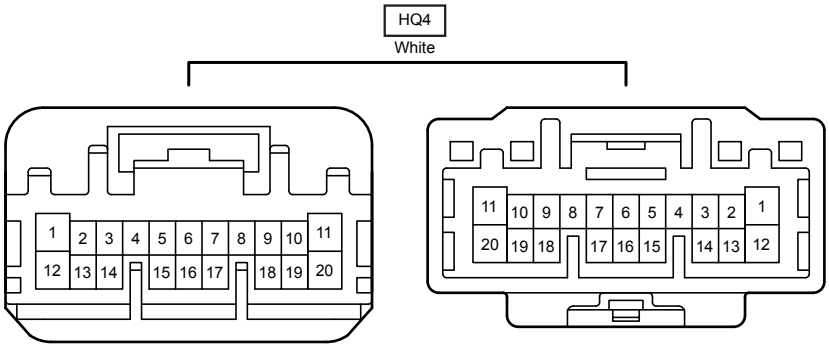
HQ4
White
1 2 3 4 5 6 7 8 9 10 11
12 13 14 15 16 17 18 19 20
11 10 9 8 7 6 5 4 3 2 1
20 19 18 17 16 15 14 13 12

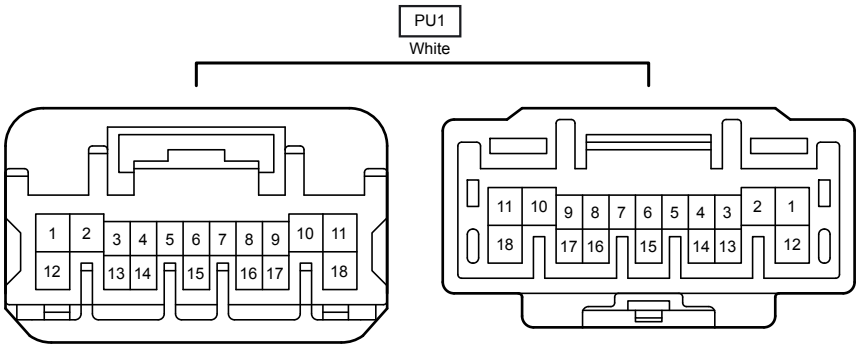
PU1
White
1 2 3 4 5 6 7 8 9 10 11
12 13 14 15 16 17 18
11 10 9 8 7 6 5 4 3 2 1
18 17 16 15 14 13 12

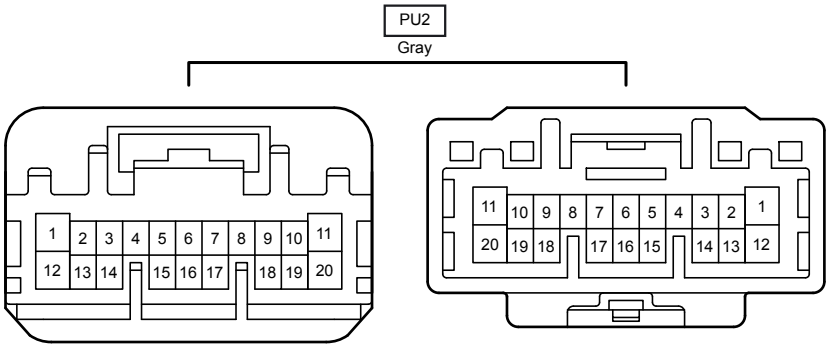
PU2
Gray
1 2 3 4 5 6 7 8 9 10 11
12 13 14 15 16 17 18 19 20
11 10 9 8 7 6 5 4 3 2 1
20 19 18 17 16 15 14 13 12

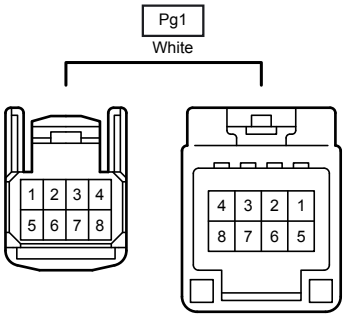
Pg1
White
1 2 3 4
5 6 7 8
4 3 2 1
8 7 6 5