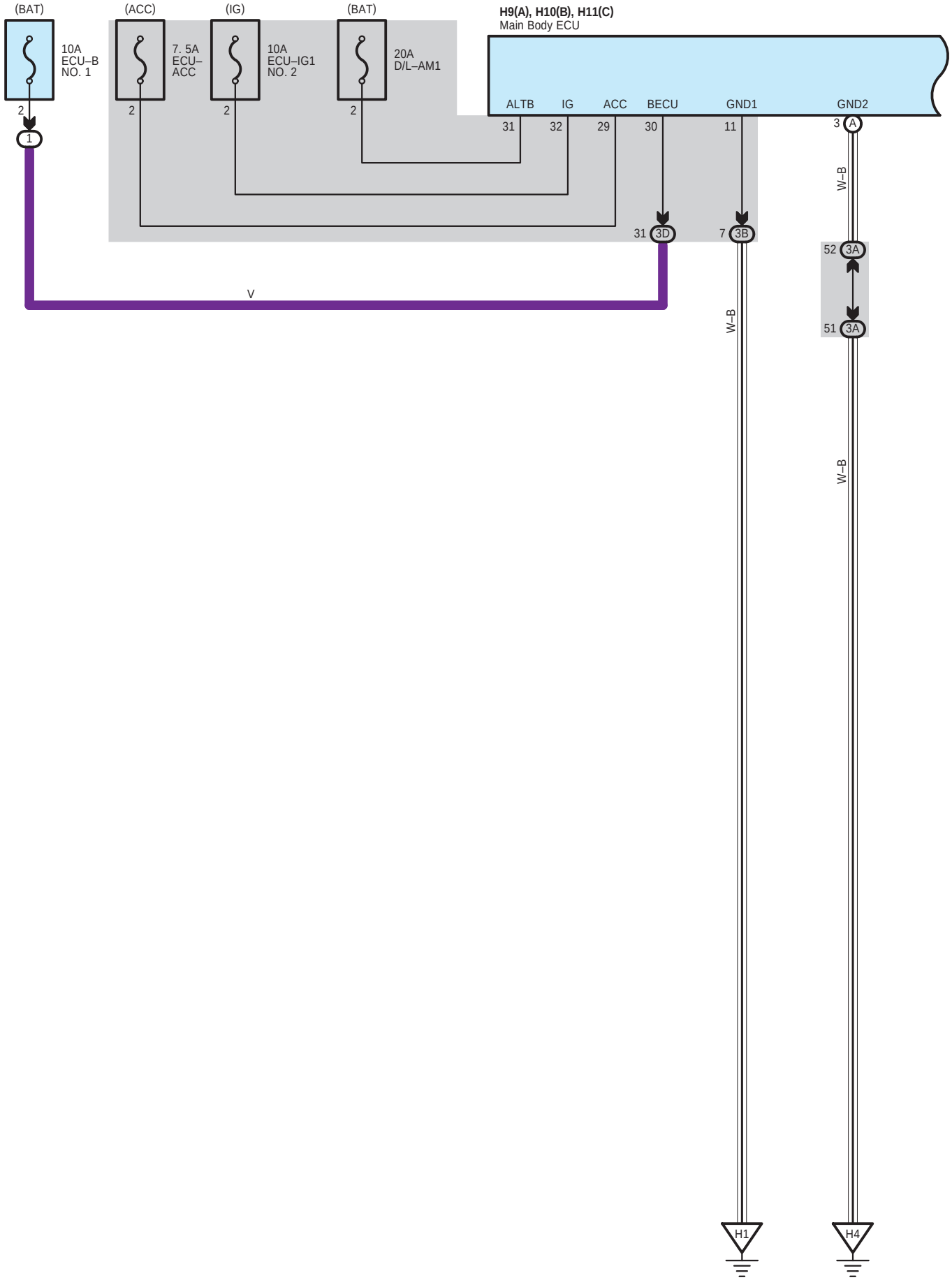
(BAT)
10A
ECU–B
NO. 1
(ACC)
7. 5A
ECU–
ACC
(IG)
10A
ECU–IG1
NO. 2
(BAT)
20A
D/L–AM1
H9(A), H10(B), H11(C)
Main Body ECU
ALTB
IG
ACC
BECU
GND1
GND2
31
32
29
30
11
3
A
2
1
31
3D
7
3B
52
3A
51
3A
V
W–B
W–B
W–B
H1
H4

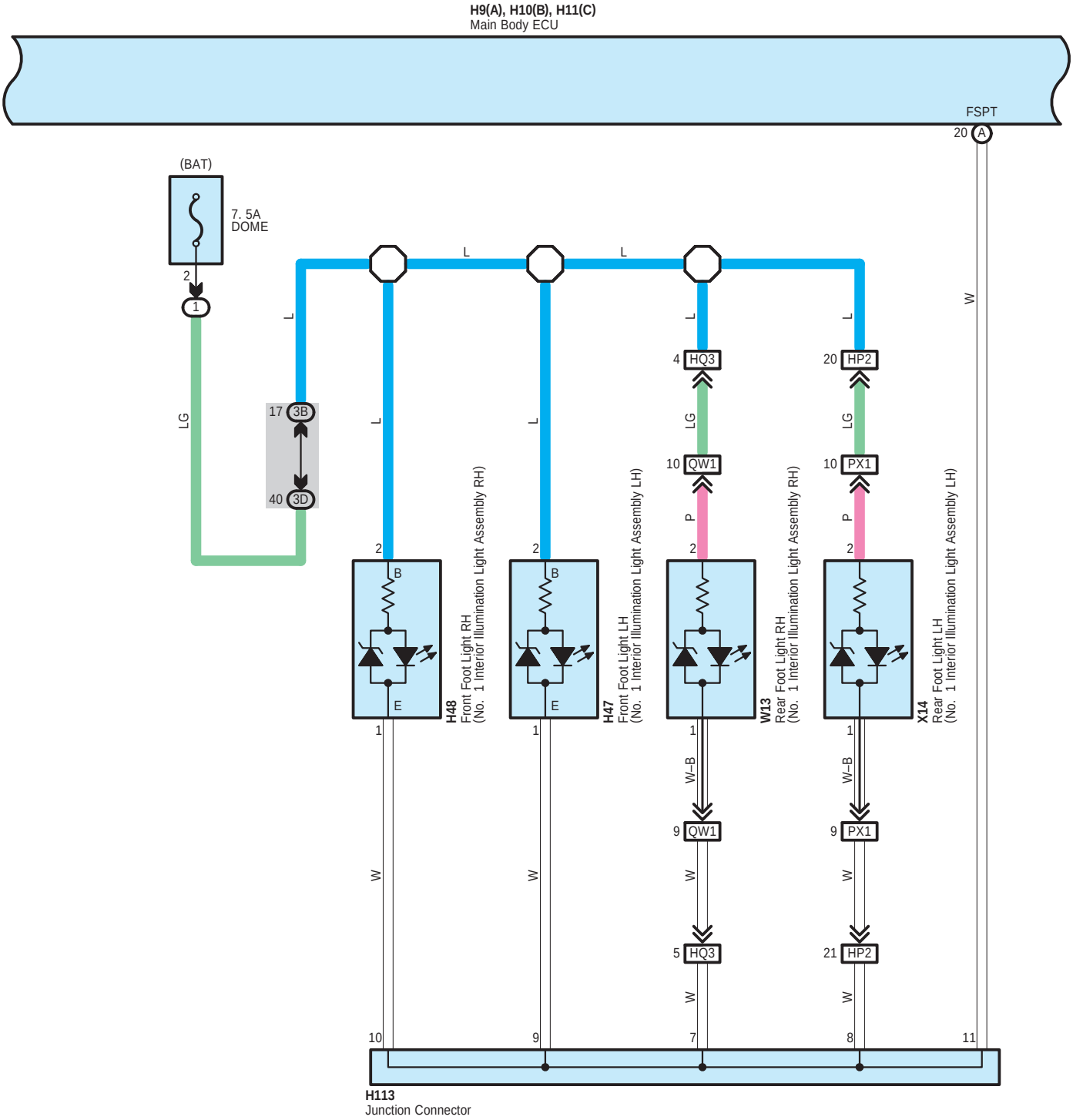
H9(A), H10(B), H11(C)
Main Body ECU
FSPT
20 A
(BAT)
7. 5A
DOME
2
1
LG
L
17 3B
40 3D
4 HQ3
20 HP2
10 QW1
10 PX1
P
W
W–B
9 QW1
9 PX1
5 HQ3
21 HP2
B
E
H48
Front Foot Light RH
(No. 1 Interior Illumination Light Assembly RH)
H47
Front Foot Light LH
(No. 1 Interior Illumination Light Assembly LH)
W13
Rear Foot Light RH
(No. 1 Interior Illumination Light Assembly RH)
X14
Rear Foot Light LH
(No. 1 Interior Illumination Light Assembly LH)
10
9
7
8
11
H113
Junction Connector

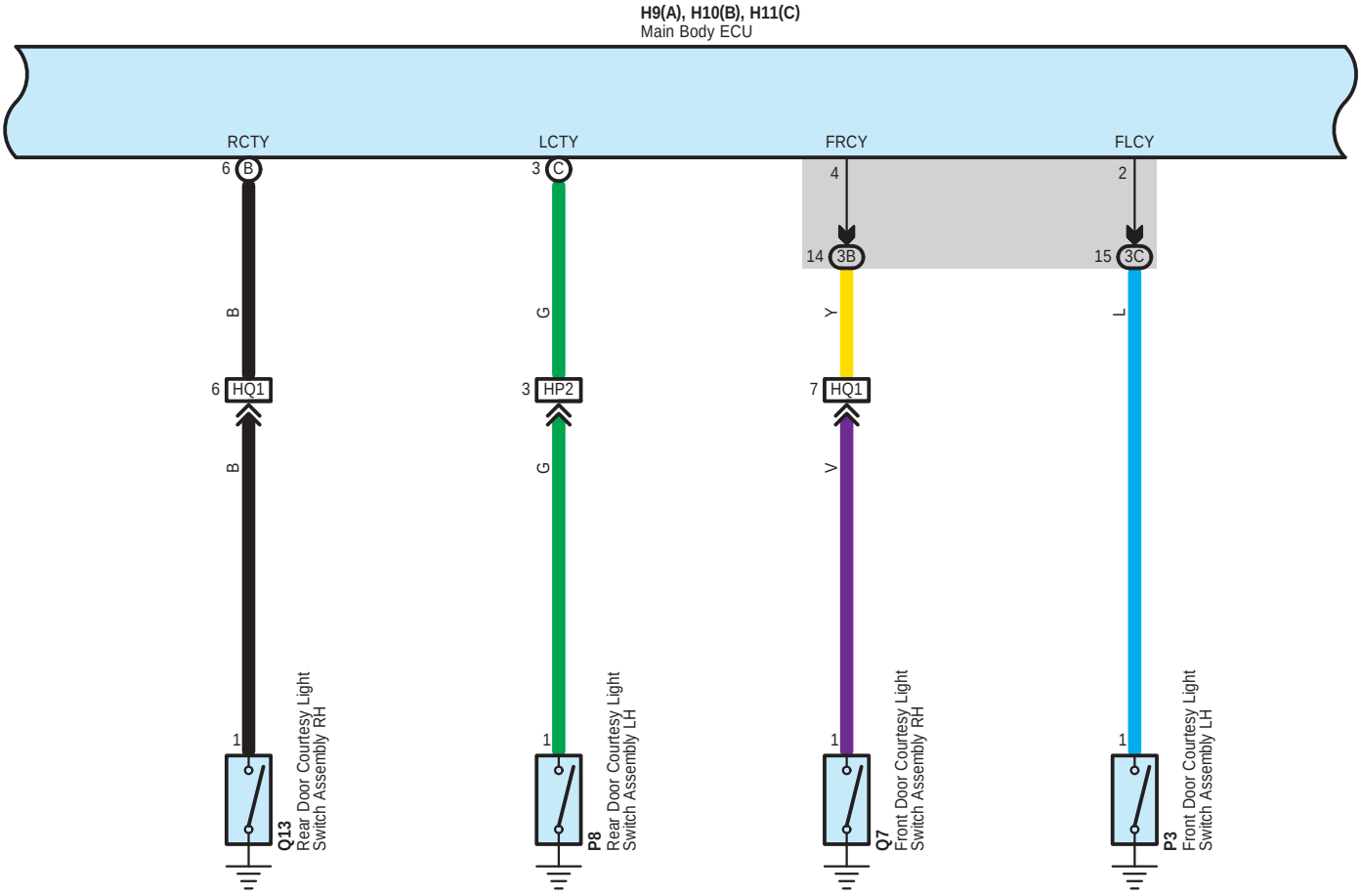

∗ 1 : Before Aug. 2013 Production
∗ 2 : From Aug. 2013 Production
∗30 : w/ Seat Position Memory
∗31 : w/o Seat Position Memory

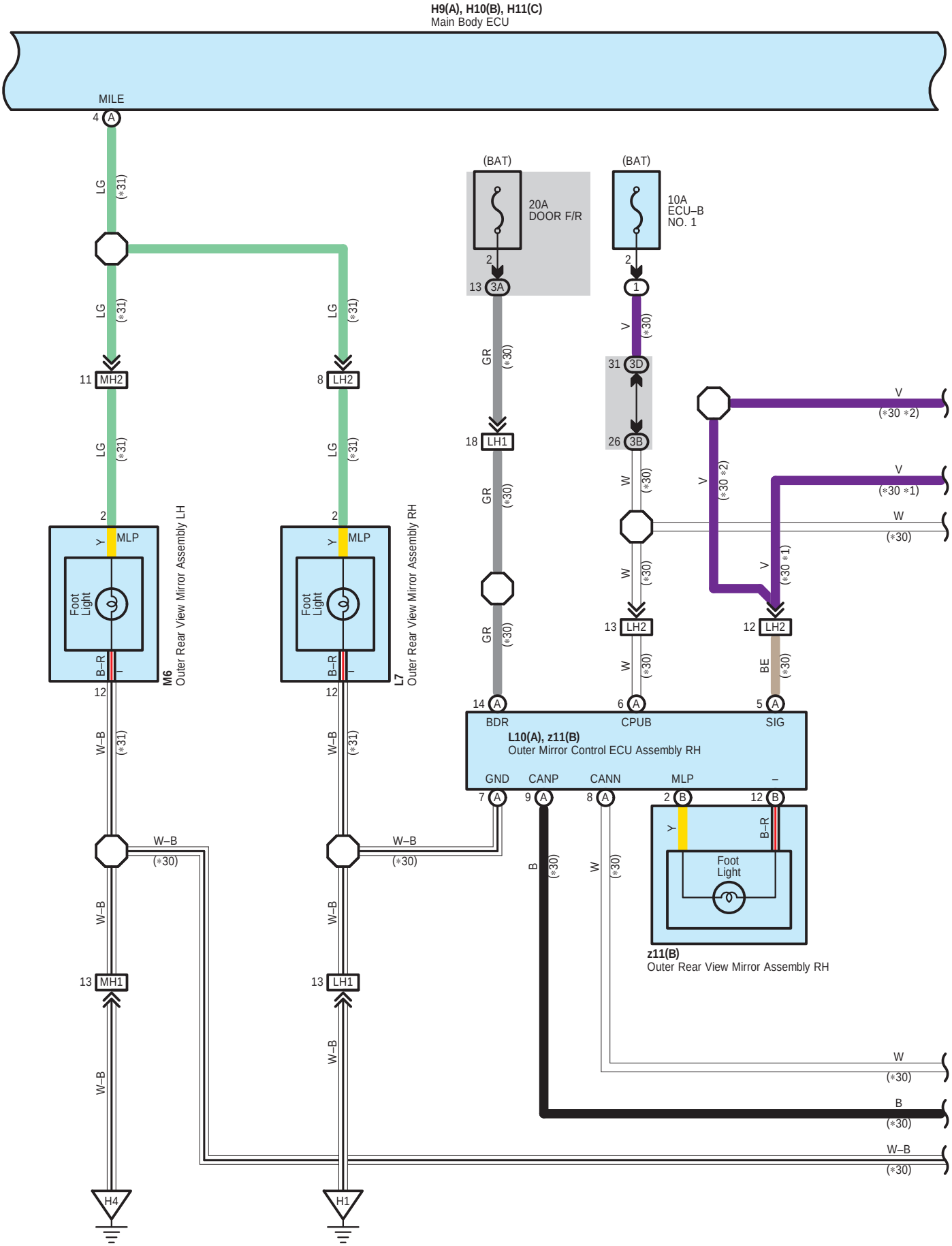
H9(A), H10(B), H11(C)
Main Body ECU
MILE
4 A
LG
(*31)
11 MH2
8 LH2
2
MLP
Y
Foot Light
B–R
12
M6
Outer Rear View Mirror Assembly LH
L7
Outer Rear View Mirror Assembly RH
W–B
13 MH1
13 LH1
H4
H1
(BAT)
20A
DOOR F/R
13 3A
GR
(*30)
18 LH1
14 A
BDR
10A
ECU–B
NO. 1
1
V
31 3D
26 3B
W
13 LH2
12 LH2
BE
6 A
CPUB
5 A
SIG
L10(A), z11(B)
Outer Mirror Control ECU Assembly RH
GND
CANP
CANN
MLP
–
7 A
9 A
8 A
2 B
12 B
B
z11(B)
Outer Rear View Mirror Assembly RH
(*30 *2)
(*30 *1)

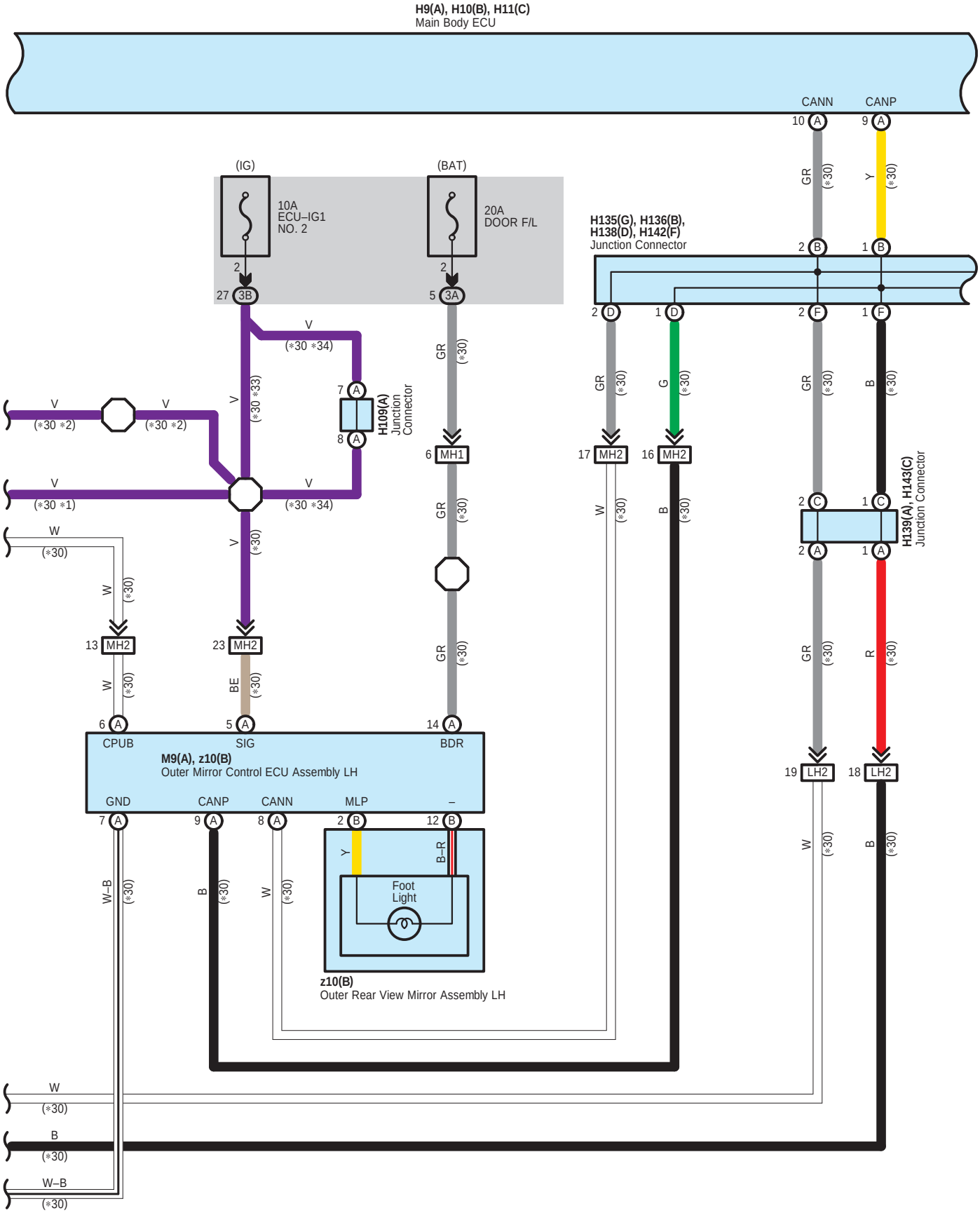
H9(A), H10(B), H11(C)
Main Body ECU
CANN
CANP
(IG)
(BAT)
10A
ECU–IG1
NO. 2
20A
DOOR F/L
H135(G), H136(B),
H138(D), H142(F)
Junction Connector
H109(A)
Junction
Connector
H139(A), H143(C)
Junction Connector
MH1
MH2
LH2
M9(A), z10(B)
Outer Mirror Control ECU Assembly LH
CPUB
SIG
BDR
GND
CANP
CANN
MLP
–
Foot
Light
z10(B)
Outer Rear View Mirror Assembly LH

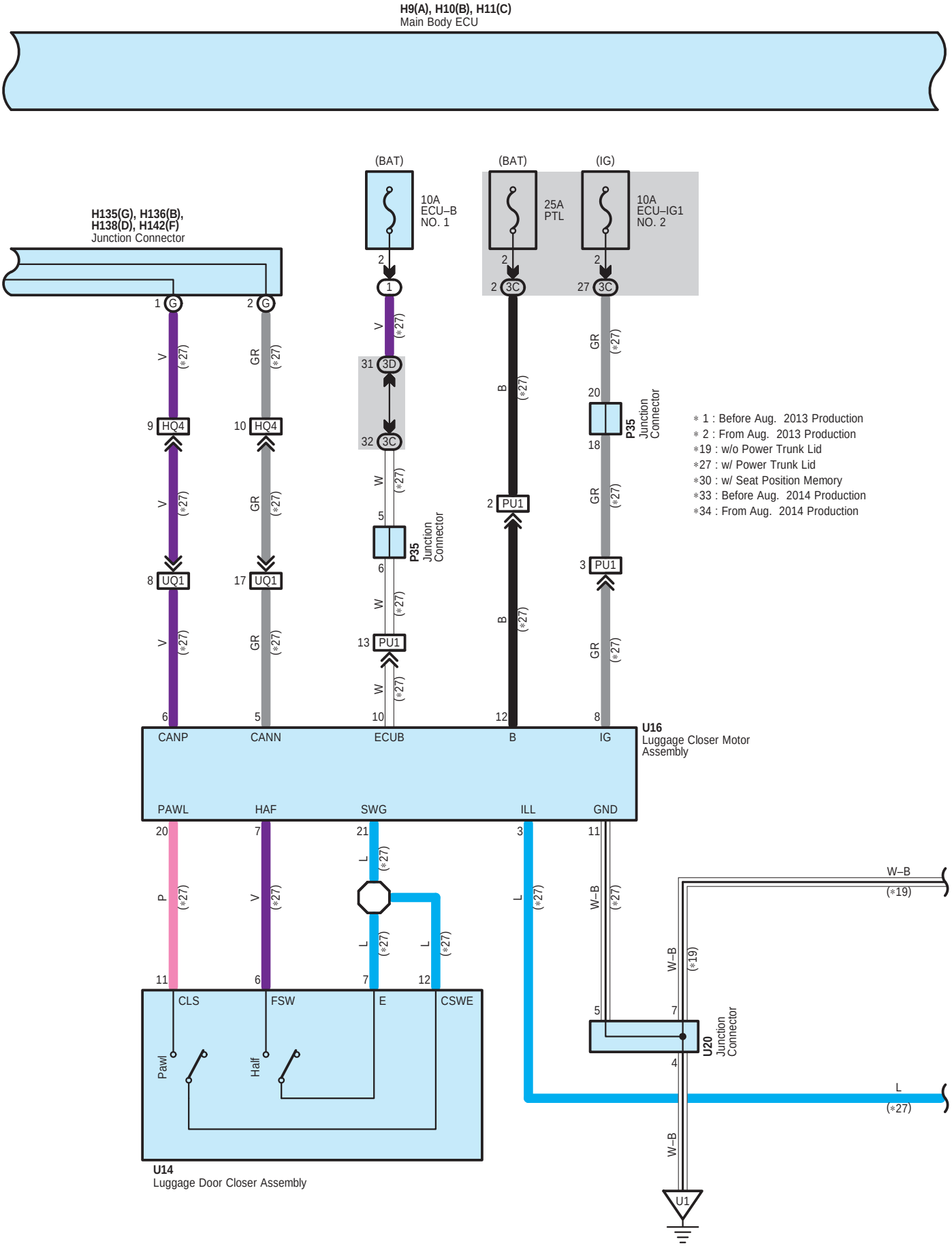
H9(A), H10(B), H11(C)
Main Body ECU
H135(G), H136(B), H138(D), H142(F)
Junction Connector
(BAT)
10A ECU–B NO. 1
(BAT)
25A PTL
(IG)
10A ECU–IG1 NO. 2
P35 Junction Connector
U16
Luggage Closer Motor Assembly
CANP
CANN
ECUB
B
IG
PAWL
HAF
SWG
ILL
GND
CLS
FSW
E
CSWE
Pawl
Half
U14
Luggage Door Closer Assembly
U20 Junction Connector
U1
W–B
(*19)
L
(*27)
∗ 1 : Before Aug. 2013 Production
∗ 2 : From Aug. 2013 Production
∗19 : w/o Power Trunk Lid
∗27 : w/ Power Trunk Lid
∗30 : w/ Seat Position Memory
∗33 : Before Aug. 2014 Production
∗34 : From Aug. 2014 Production

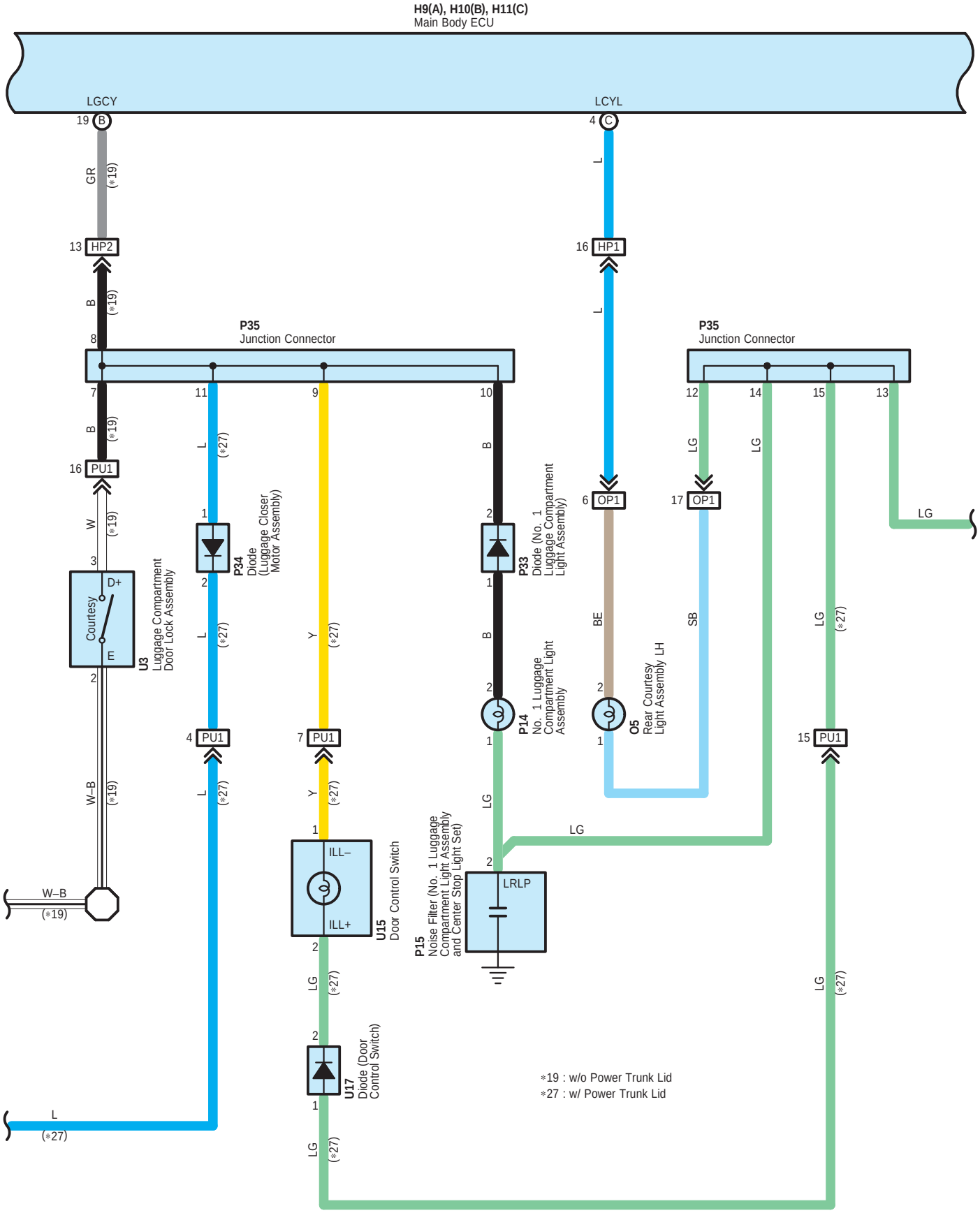
H9(A), H10(B), H11(C)
Main Body ECU
LGCY
LCYL
P35
Junction Connector
P35
Junction Connector
P34
Diode
(Luggage Closer
Motor Assembly)
P33
Diode (No. 1
Luggage Compartment
Light Assembly)
U3
Luggage Compartment
Door Lock Assembly
Courtesy
D+
E
P14
No. 1 Luggage
Compartment Light
Assembly
O5
Rear Courtesy
Light Assembly LH
U15
Door Control Switch
ILL–
ILL+
P15
Noise Filter (No. 1 Luggage
Compartment Light Assembly
and Center Stop Light Set)
LRLP
U17
Diode (Door
Control Switch)
*19 : w/o Power Trunk Lid
*27 : w/ Power Trunk Lid

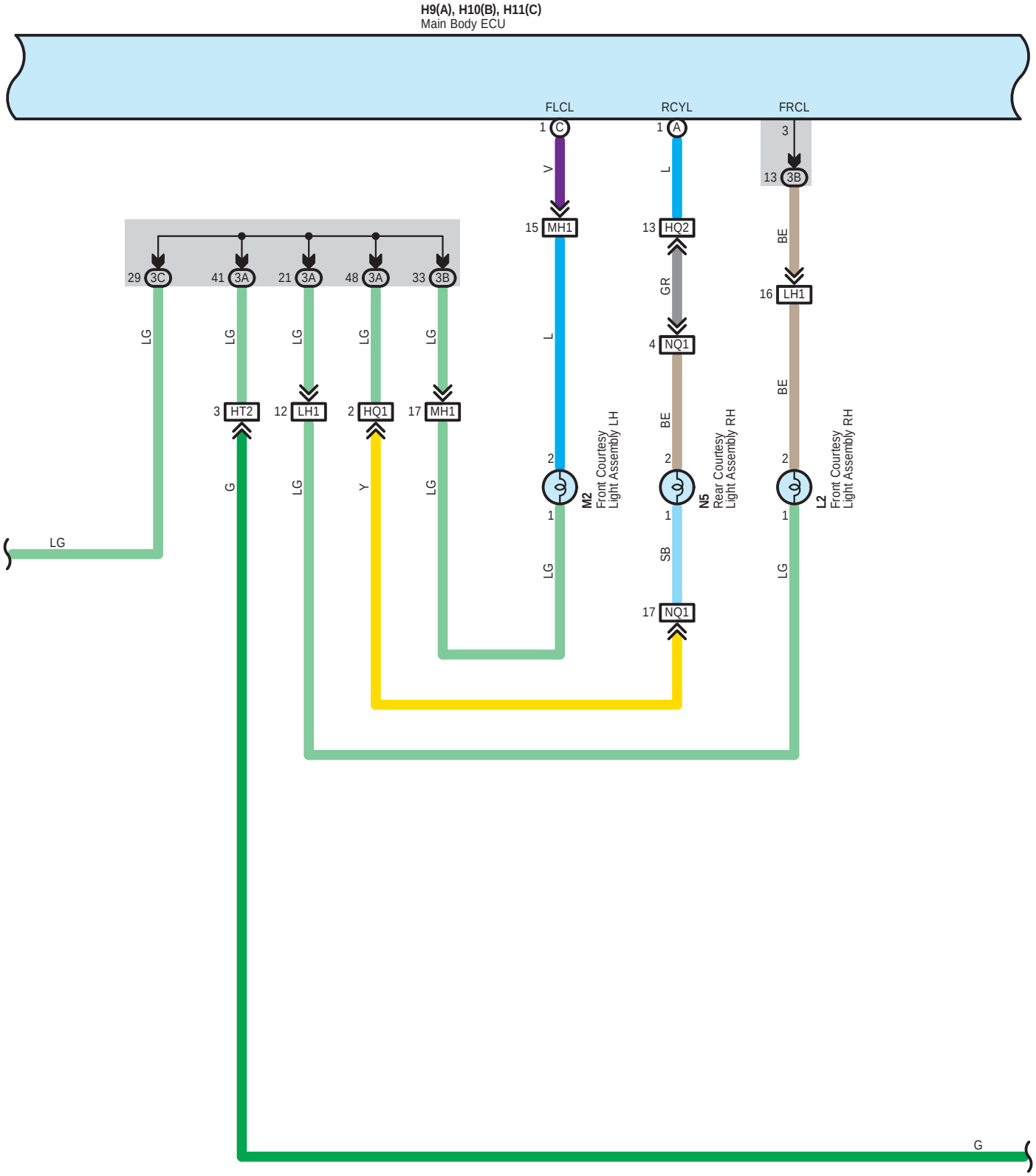
H9(A), H10(B), H11(C)
Main Body ECU
FLCL
RCYL
FRCL
1 C
1 A
3
13 3B
V
L
BE
15 MH1
13 HQ2
16 LH1
GR
4 NQ1
29 3C
41 3A
21 3A
48 3A
33 3B
LG
LG
LG
LG
LG
L
BE
3 HT2
12 LH1
2 HQ1
17 MH1
2
2
2
M2
Front Courtesy
Light Assembly LH
N5
Rear Courtesy
Light Assembly RH
L2
Front Courtesy
Light Assembly RH
G
LG
Y
LG
1
1
1
LG
SB
LG
17 NQ1
LG
G

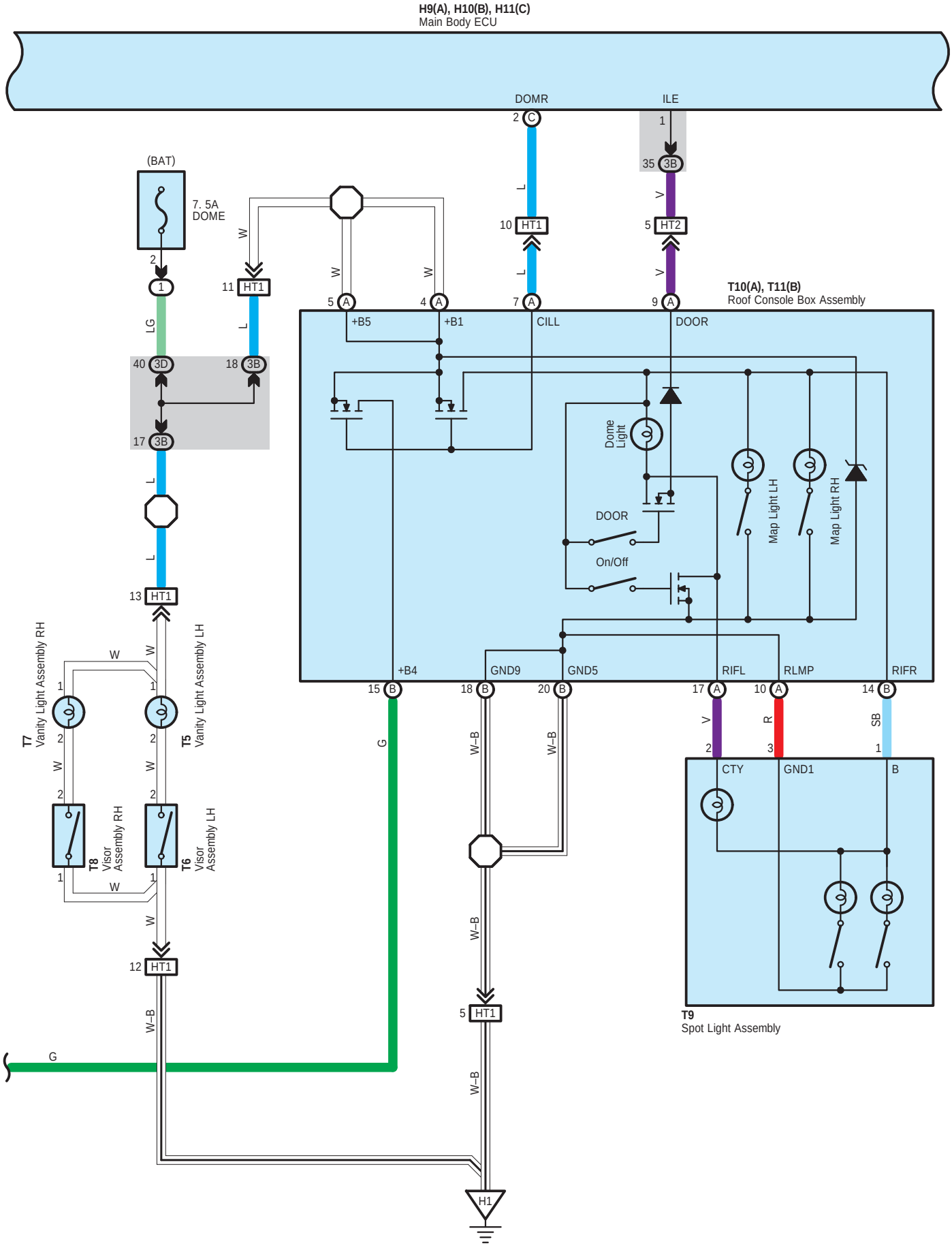
H9(A), H10(B), H11(C)
Main Body ECU
DOMR
ILE
(BAT)
7. 5A
DOME
T10(A), T11(B)
Roof Console Box Assembly
+B5
+B1
CILL
DOOR
Dome Light
DOOR
On/Off
Map Light LH
Map Light RH
+B4
GND9
GND5
RIFL
RLMP
RIFR
CTY
GND1
B
T7
Vanity Light Assembly RH
T5
Vanity Light Assembly LH
T8
Visor Assembly RH
T6
Visor Assembly LH
T9
Spot Light Assembly
H1

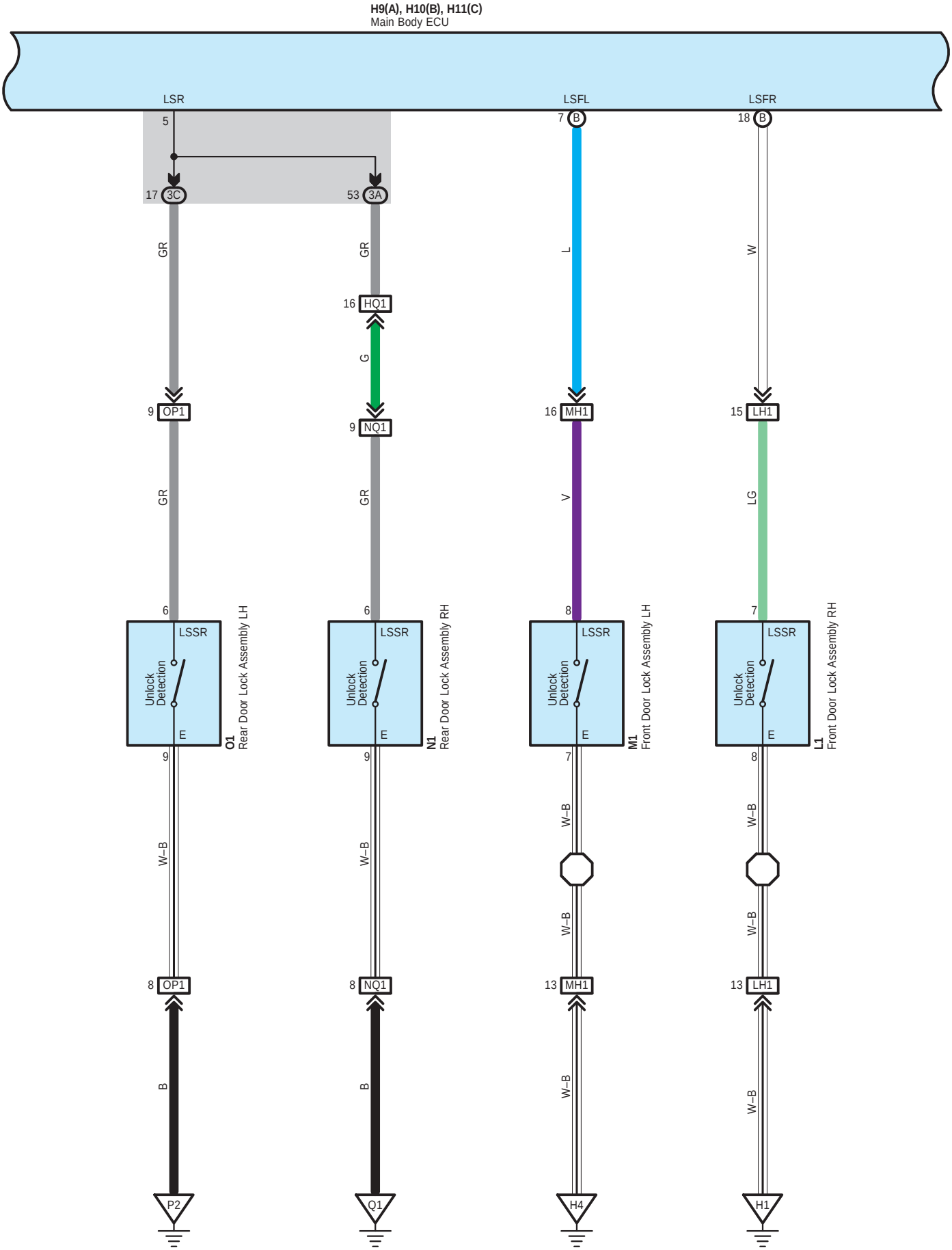
H9(A), H10(B), H11(C)
Main Body ECU
LSR
LSFL
LSFR
5
7 B
18 B
17 3C
53 3A
GR
GR
L
W
16 HQ1
G
9 OP1
9 NQ1
16 MH1
15 LH1
GR
GR
V
LG
6
6
8
7
LSSR
Unlock Detection
E
Q1 Rear Door Lock Assembly LH
N1 Rear Door Lock Assembly RH
M1 Front Door Lock Assembly LH
L1 Front Door Lock Assembly RH
9
7
8
W–B
8 OP1
8 NQ1
13 MH1
13 LH1
B
P2
Q1
H4
H1

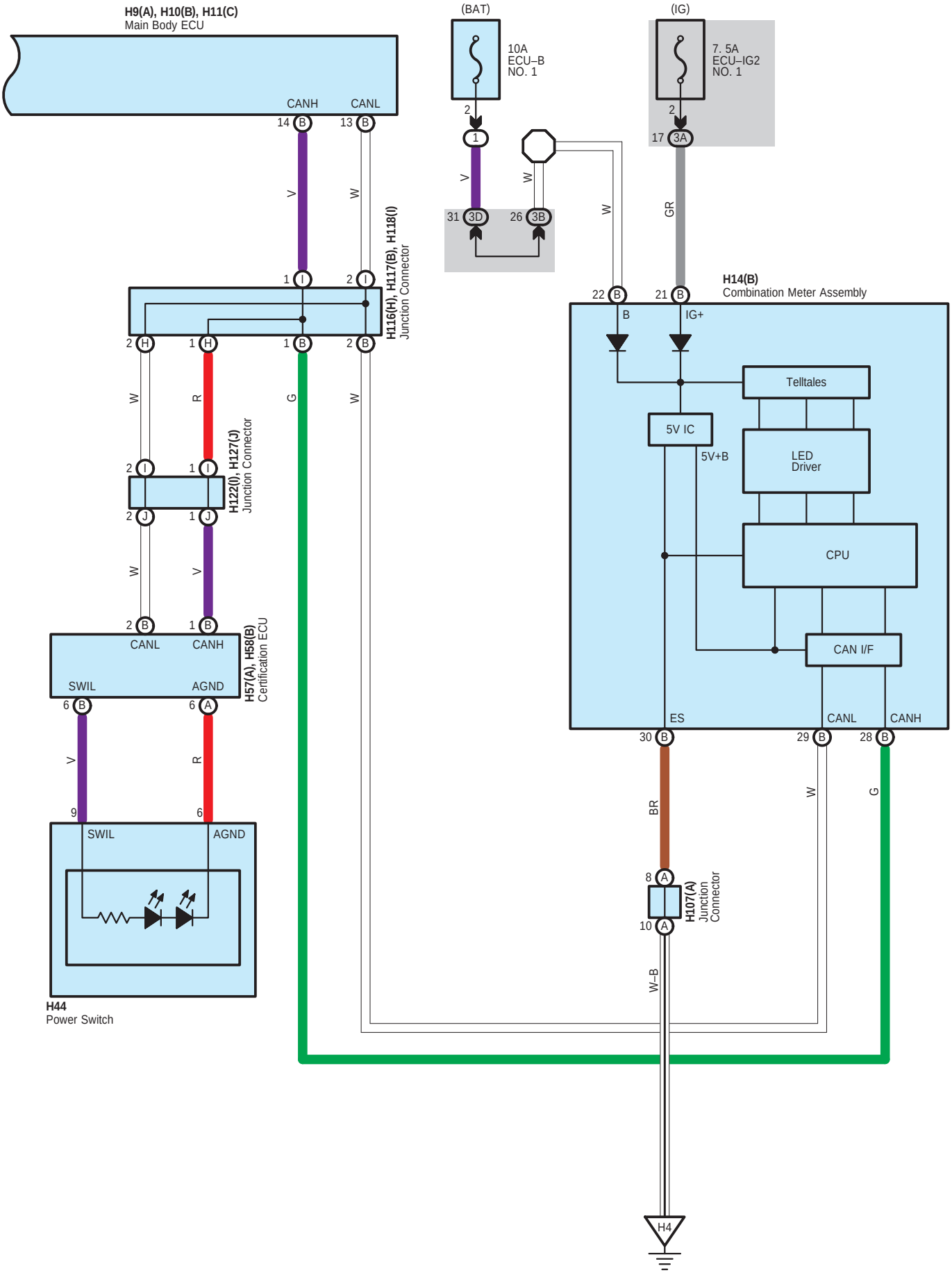
H9(A), H10(B), H11(C)
Main Body ECU
CANH
CANL
14 B
13 B
V
W
1 I
2 I
H116(H), H117(B), H118(I)
Junction Connector
2 H
1 H
1 B
2 B
W
R
G
W
H122(I), H127(J)
Junction Connector
2 I
1 I
2 J
1 J
W
V
2 B
1 B
CANL
CANH
H57(A), H58(B)
Certification ECU
SWIL
AGND
6 B
6 A
V
R
9
6
SWIL
AGND
H44
Power Switch
(BAT)
10A
ECU–B
NO. 1
2
1
V
W
31 3D
26 3B
(IG)
7. 5A
ECU–IG2
NO. 1
2
17 3A
GR
W
22 B
21 B
H14(B)
Combination Meter Assembly
B
IG+
Telltales
5V IC
5V+B
LED
Driver
CPU
CAN I/F
ES
CANL
CANH
30 B
29 B
28 B
BR
W
G
8 A
10 A
H107(A)
Junction
Connector
W–B
H4

H 9
White

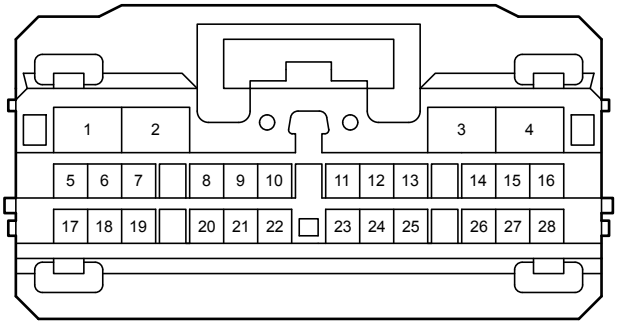

H 10
White

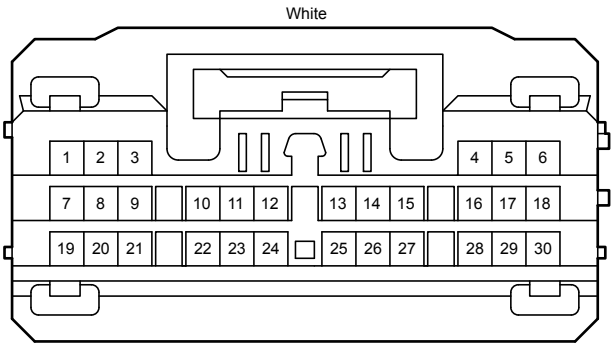

H 11
White

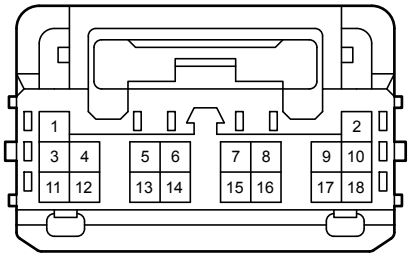

H 14
Black

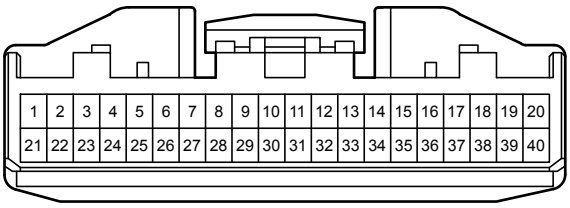

H 44
Black

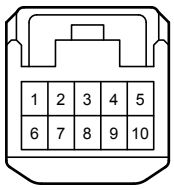

H 47
White

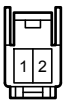

H 48
White



H 57
White

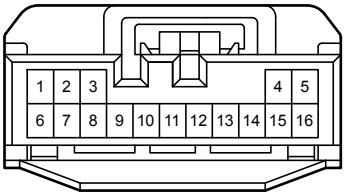

H 58
White

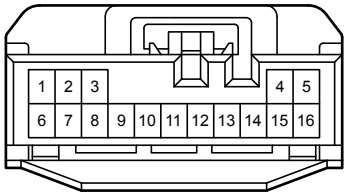

H107
Gray

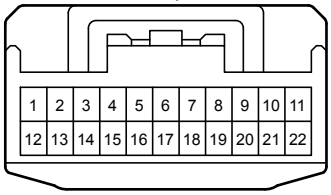

H109
Black

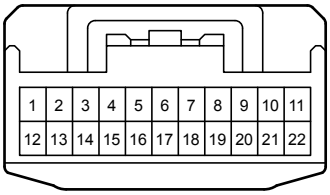

H113
White

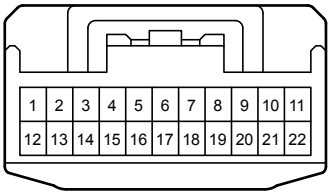

H116
White

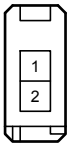

H117
White

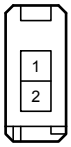

H118
White

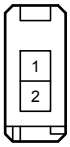


H122
White
H127
White
H135
White
H136
White
H138
White
H139
White
H142
White
H143
White
L 1
White
L 2
Gray
L 7
White
L 10
White
M 1
White
M 2
Gray
M 6
White
M 9
White
N 1
White
N 5
Gray
O 1
White
O 5
Gray
P 3
Black
P 8
White
P 14
White
P 15
Black
P 33
Black
P 34
Black
P 35
White
Q 7
Black
Q 13
White
T 5
Gray
T 6
White
T 7
Gray

T 8
White

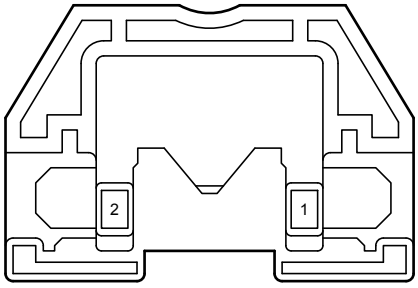

T 9
White

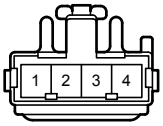

T 10
White

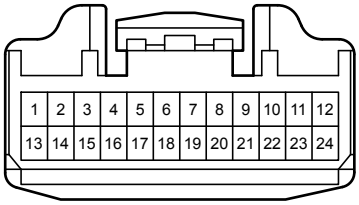

T 11
White

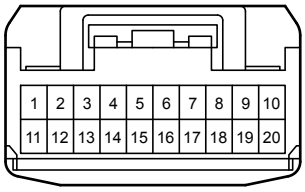

U 3
Black



U 14
White

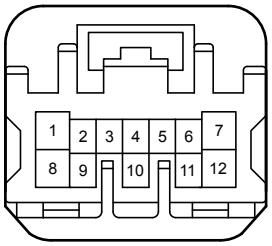

U 15
Black

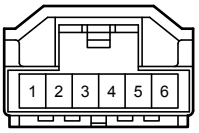

U 16
White

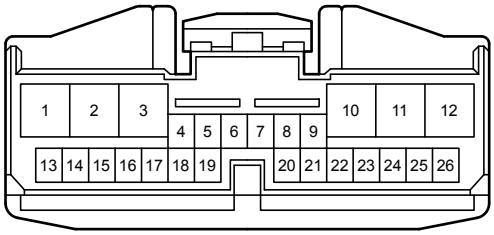

U 17
Black

U 20
White

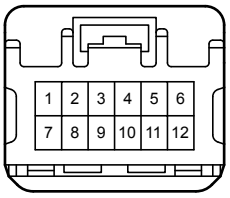

W 13
White

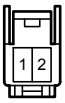

X 14
White



z 10
White

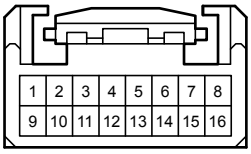

z 11
White

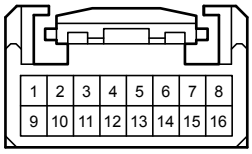

3A
White

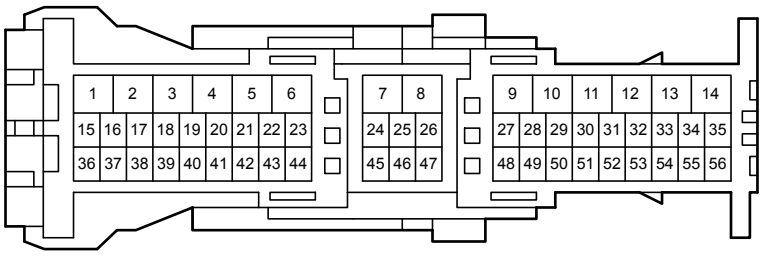

3B
White

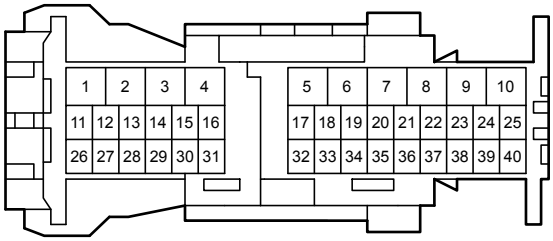

3C
White

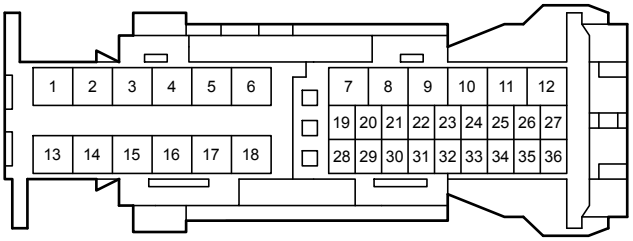

3D
White

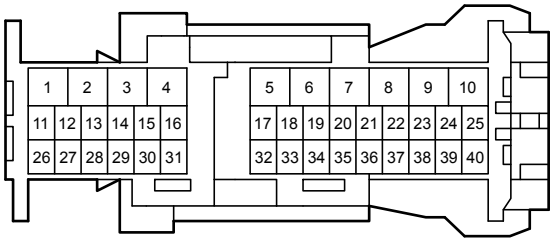

HP1
White

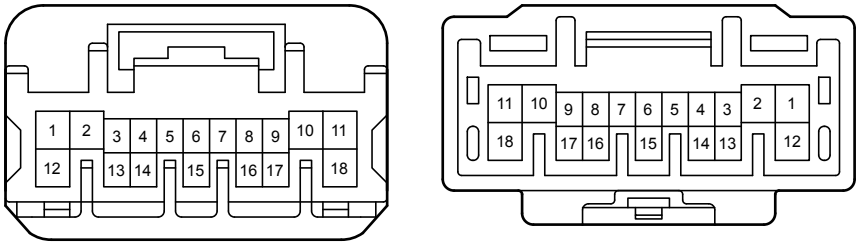

HP2
White

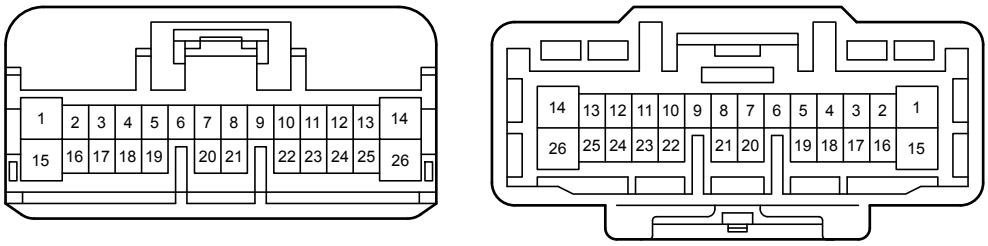

HQ1
White

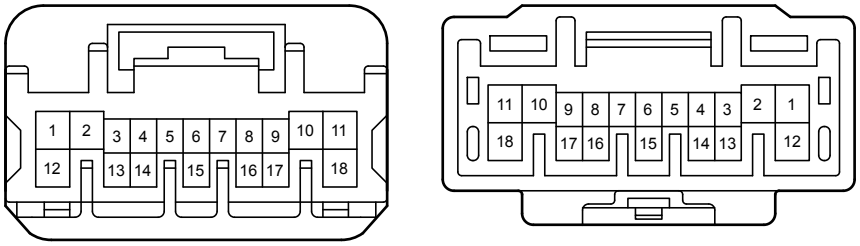

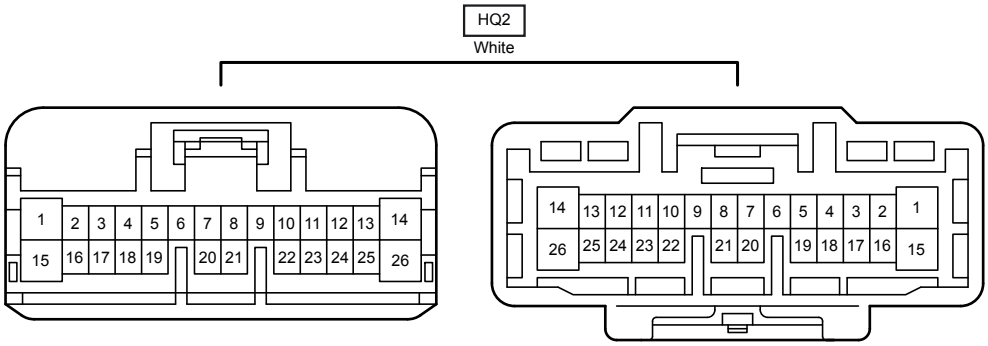
HQ2
White
1 2 3 4 5 6 7 8 9 10 11 12 13 14
15 16 17 18 19 20 21 22 23 24 25 26
14 13 12 11 10 9 8 7 6 5 4 3 2 1
26 25 24 23 22 21 20 19 18 17 16 15

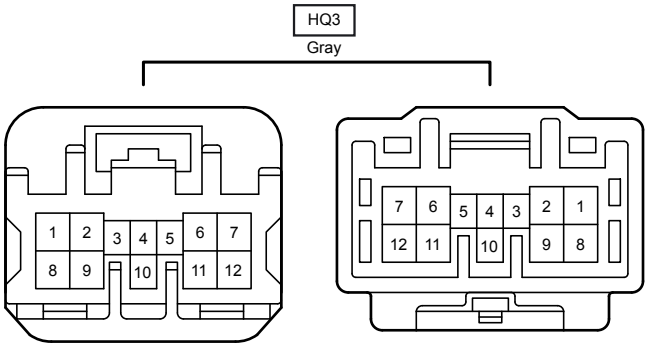
HQ3
Gray
1 2 3 4 5 6 7
8 9 10 11 12
7 6 5 4 3 2 1
12 11 10 9 8

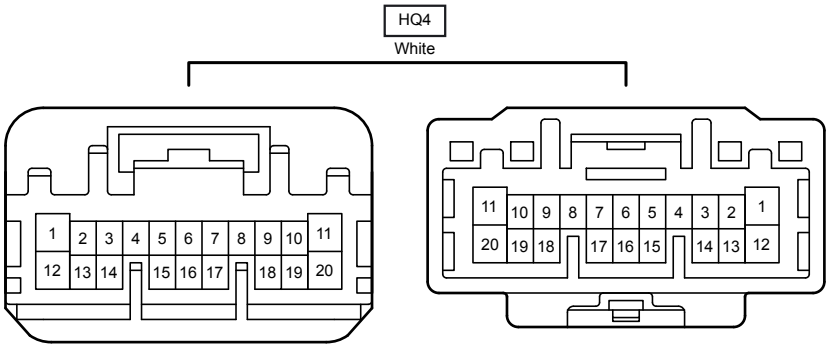
HQ4
White
1 2 3 4 5 6 7 8 9 10 11
12 13 14 15 16 17 18 19 20
11 10 9 8 7 6 5 4 3 2 1
20 19 18 17 16 15 14 13 12

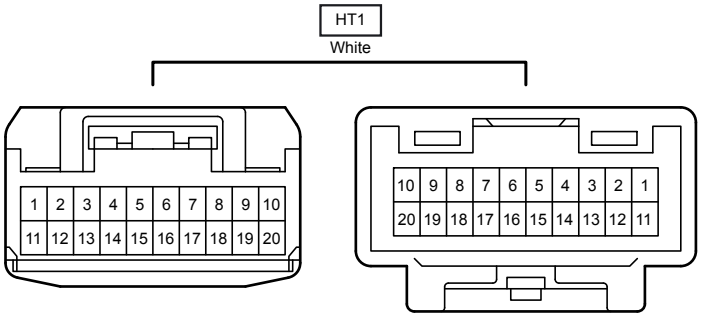
HT1
White
1 2 3 4 5 6 7 8 9 10
11 12 13 14 15 16 17 18 19 20
10 9 8 7 6 5 4 3 2 1
20 19 18 17 16 15 14 13 12 11

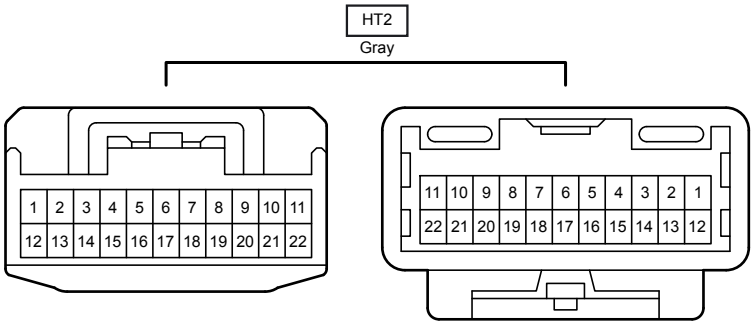
HT2
Gray
1 2 3 4 5 6 7 8 9 10 11
12 13 14 15 16 17 18 19 20 21 22
11 10 9 8 7 6 5 4 3 2 1
22 21 20 19 18 17 16 15 14 13 12

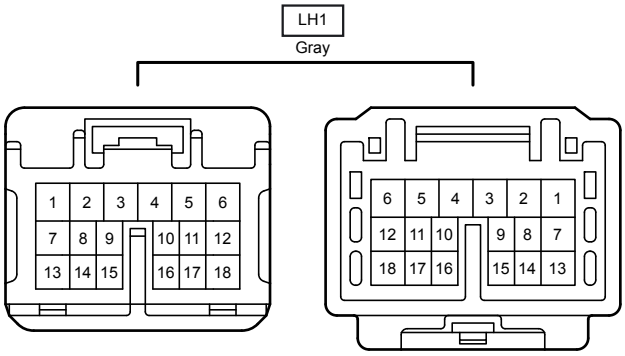
LH1
Gray
1 2 3 4 5 6
7 8 9 10 11 12
13 14 15 16 17 18
6 5 4 3 2 1
12 11 10 9 8 7
18 17 16 15 14 13

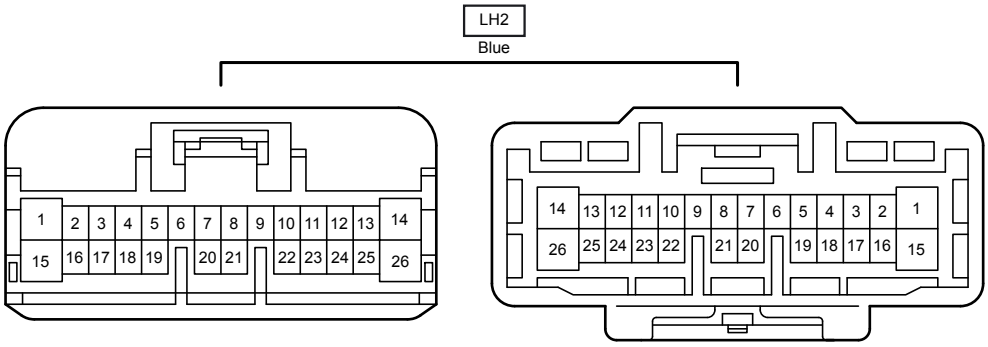
LH2
Blue
1 2 3 4 5 6 7 8 9 10 11 12 13 14
15 16 17 18 19 20 21 22 23 24 25 26
14 13 12 11 10 9 8 7 6 5 4 3 2 1
26 25 24 23 22 21 20 19 18 17 16 15

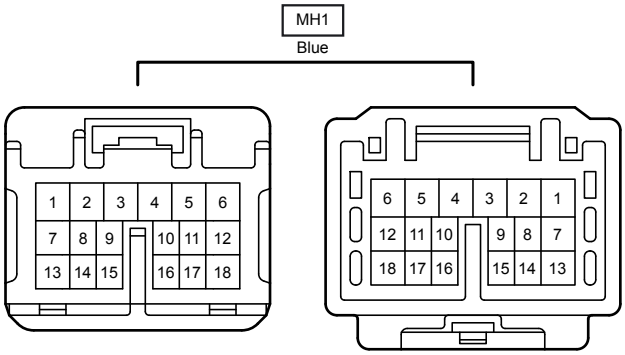
MH1
Blue
1 2 3 4 5 6
7 8 9 10 11 12
13 14 15 16 17 18
6 5 4 3 2 1
12 11 10 9 8 7
18 17 16 15 14 13

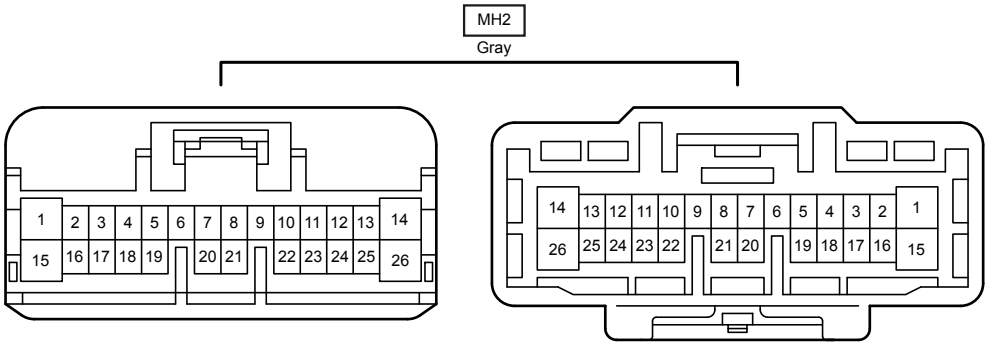
MH2
Gray
1 2 3 4 5 6 7 8 9 10 11 12 13 14
15 16 17 18 19 20 21 22 23 24 25 26
14 13 12 11 10 9 8 7 6 5 4 3 2 1
26 25 24 23 22 21 20 19 18 17 16 15

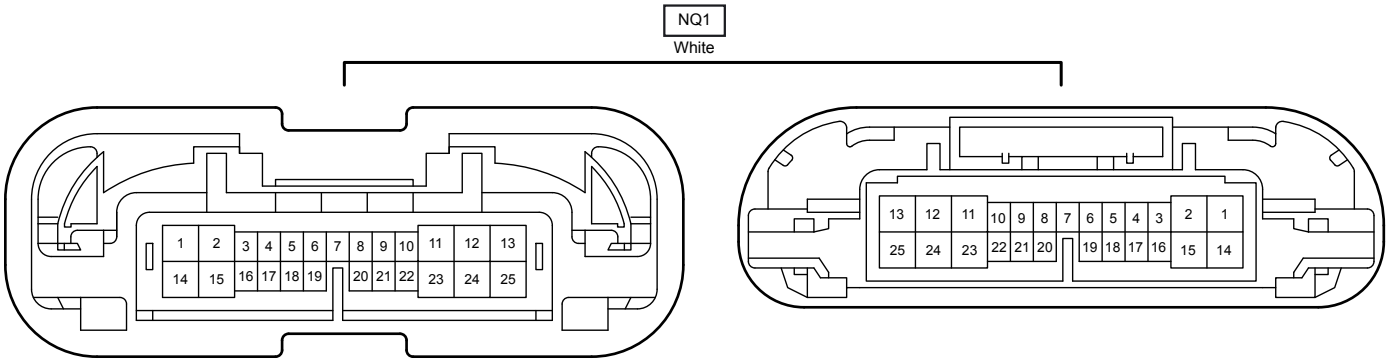
NQ1
White
1 2 3 4 5 6 7 8 9 10 11 12 13
14 15 16 17 18 19 20 21 22 23 24 25
13 12 11 10 9 8 7 6 5 4 3 2 1
25 24 23 22 21 20 19 18 17 16 15 14

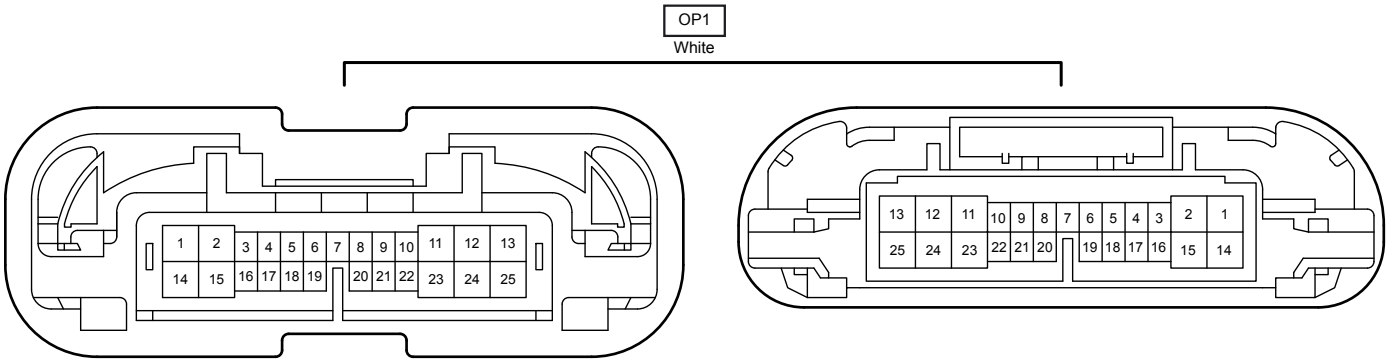
OP1
White
1 2 3 4 5 6 7 8 9 10 11 12 13
14 15 16 17 18 19 20 21 22 23 24 25
13 12 11 10 9 8 7 6 5 4 3 2 1
25 24 23 22 21 20 19 18 17 16 15 14

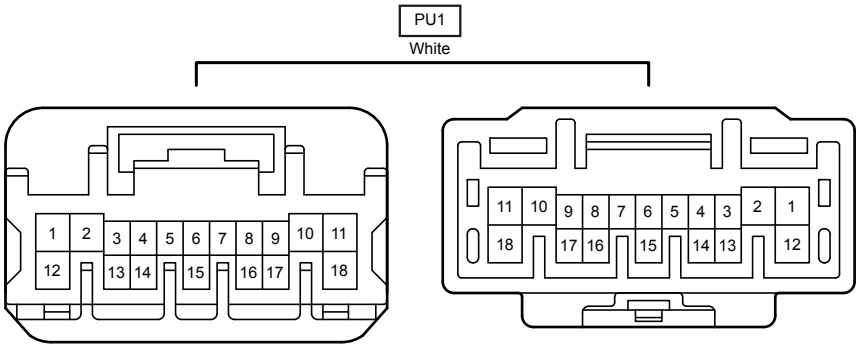
PU1
White
1 2 3 4 5 6 7 8 9 10 11
12 13 14 15 16 17 18
11 10 9 8 7 6 5 4 3 2 1
18 17 16 15 14 13 12

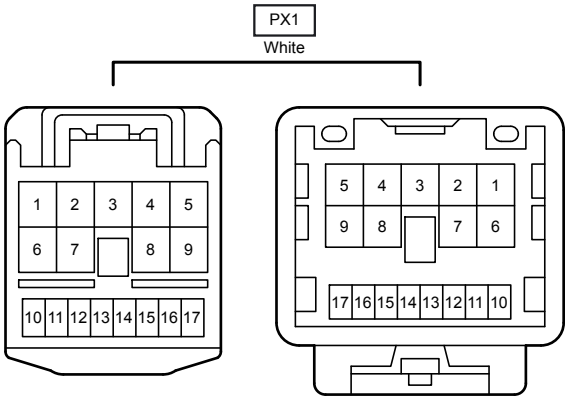
PX1
White
1 2 3 4 5
6 7 8 9
10 11 12 13 14 15 16 17
5 4 3 2 1
9 8 7 6
17 16 15 14 13 12 11 10

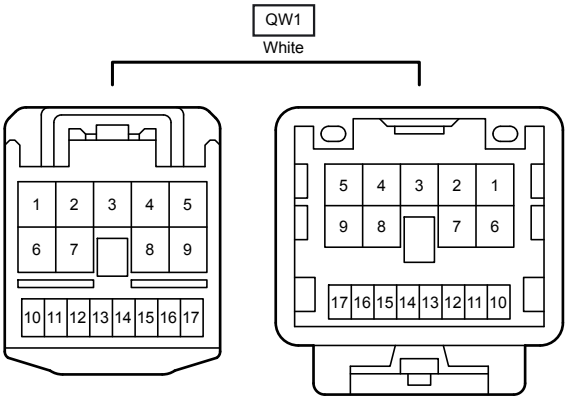
QW1
White
1 2 3 4 5
6 7 8 9
10 11 12 13 14 15 16 17
5 4 3 2 1
9 8 7 6
17 16 15 14 13 12 11 10

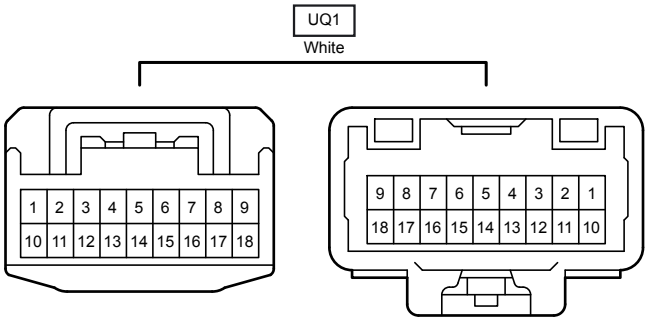
UQ1
White
1 2 3 4 5 6 7 8 9
10 11 12 13 14 15 16 17 18
9 8 7 6 5 4 3 2 1
18 17 16 15 14 13 12 11 10