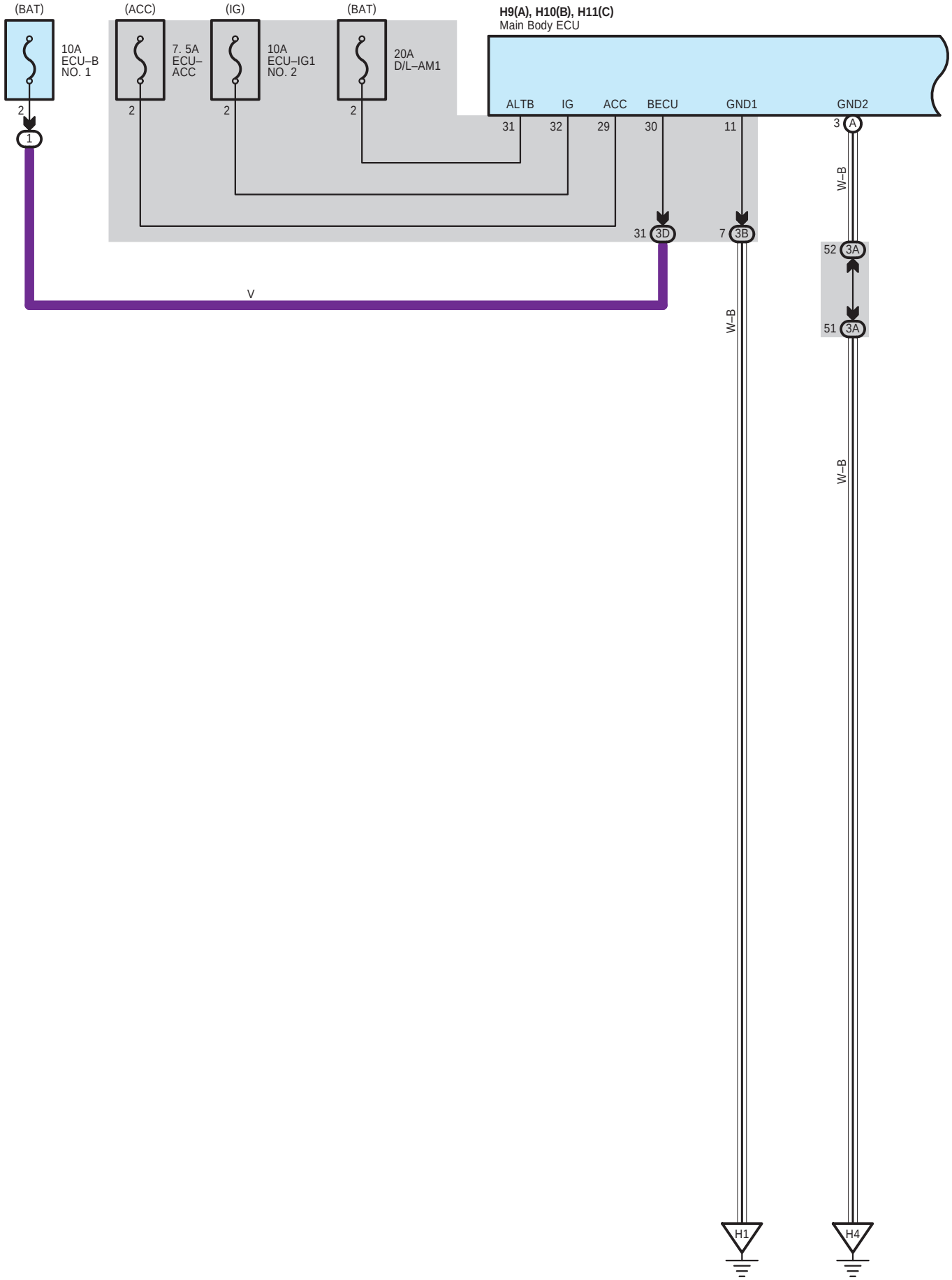
(BAT)
10A
ECU–B
NO. 1
(ACC)
7. 5A
ECU–
ACC
(IG)
10A
ECU–IG1
NO. 2
(BAT)
20A
D/L–AM1
H9(A), H10(B), H11(C)
Main Body ECU
ALTB
IG
ACC
BECU
GND1
GND2
31
32
29
30
11
3
A
2
1
31
3D
7
3B
52
3A
51
3A
V
W–B
W–B
W–B
H1
H4

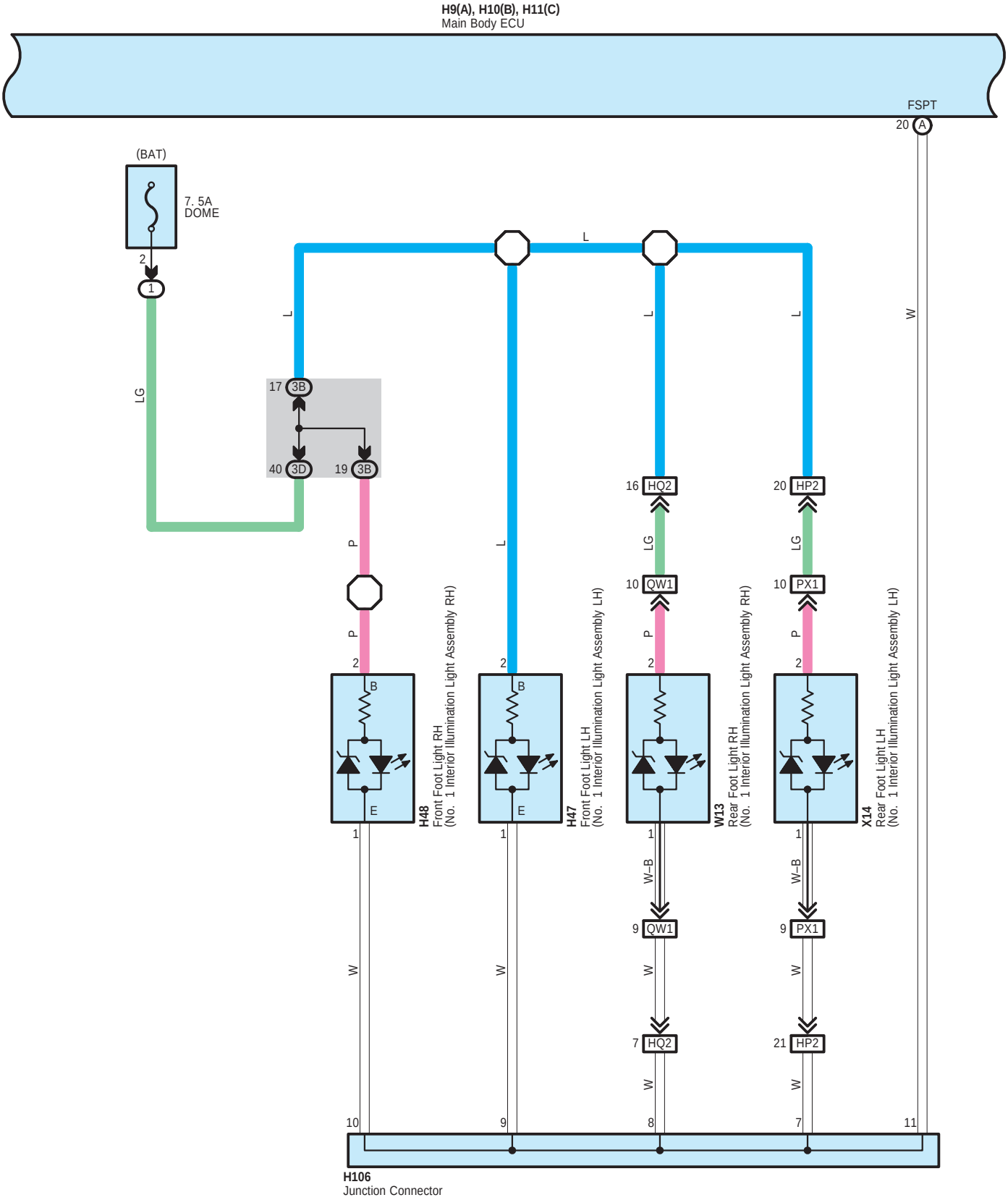
H9(A), H10(B), H11(C)
Main Body ECU
FSPT
20 A
(BAT)
7. 5A
DOME
2
1
LG
L
17 3B
40 3D
19 3B
P
16 HQ2
20 HP2
10 QW1
10 PX1
2
B
E
1
H48
Front Foot Light RH
(No. 1 Interior Illumination Light Assembly RH)
H47
Front Foot Light LH
(No. 1 Interior Illumination Light Assembly LH)
W13
Rear Foot Light RH
(No. 1 Interior Illumination Light Assembly RH)
X14
Rear Foot Light LH
(No. 1 Interior Illumination Light Assembly LH)
W–B
9 QW1
9 PX1
W
7 HQ2
21 HP2
10
9
8
7
11
H106
Junction Connector

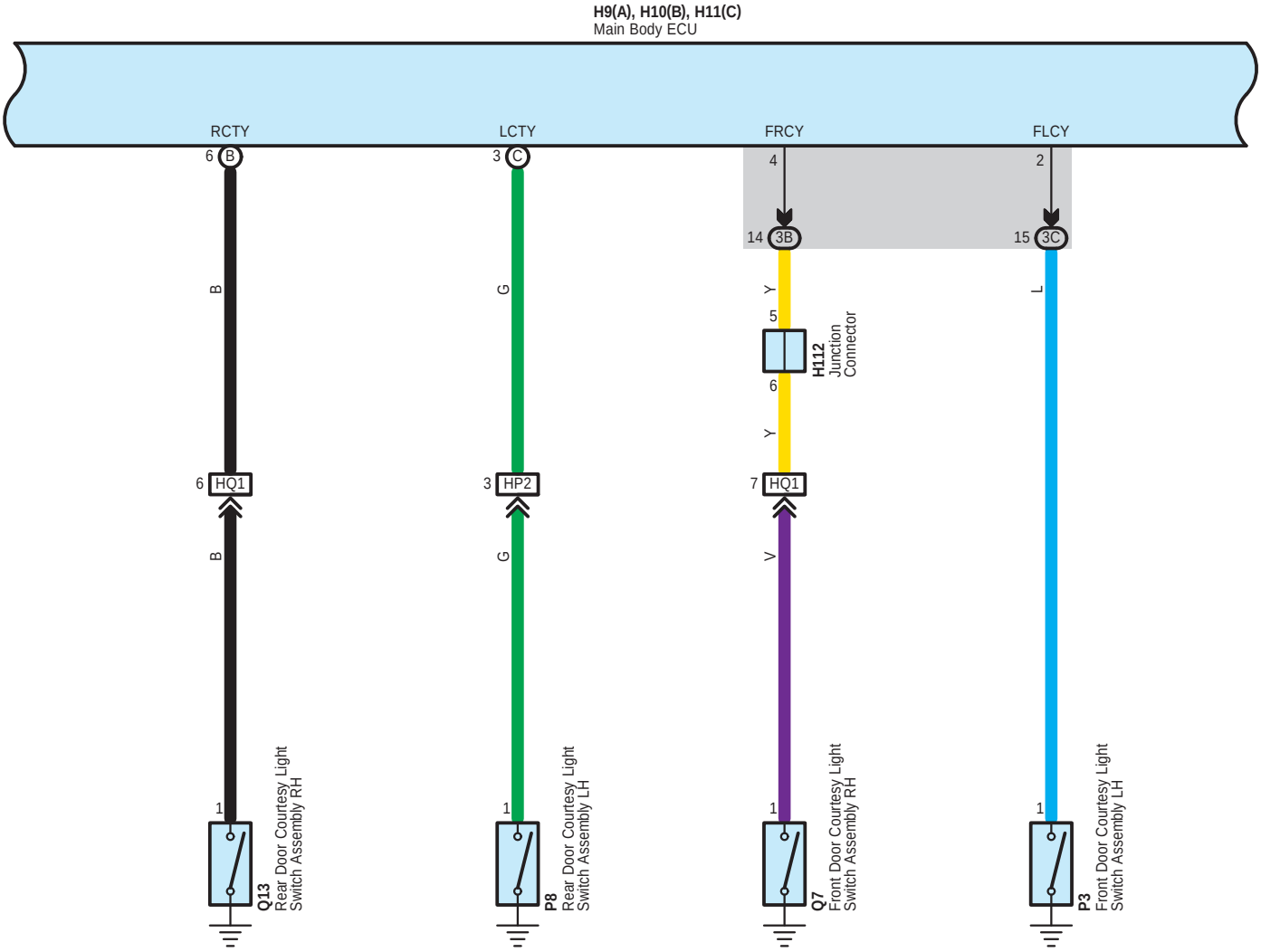

∗30 : w/ Seat Position Memory
∗31 : w/o Seat Position Memory

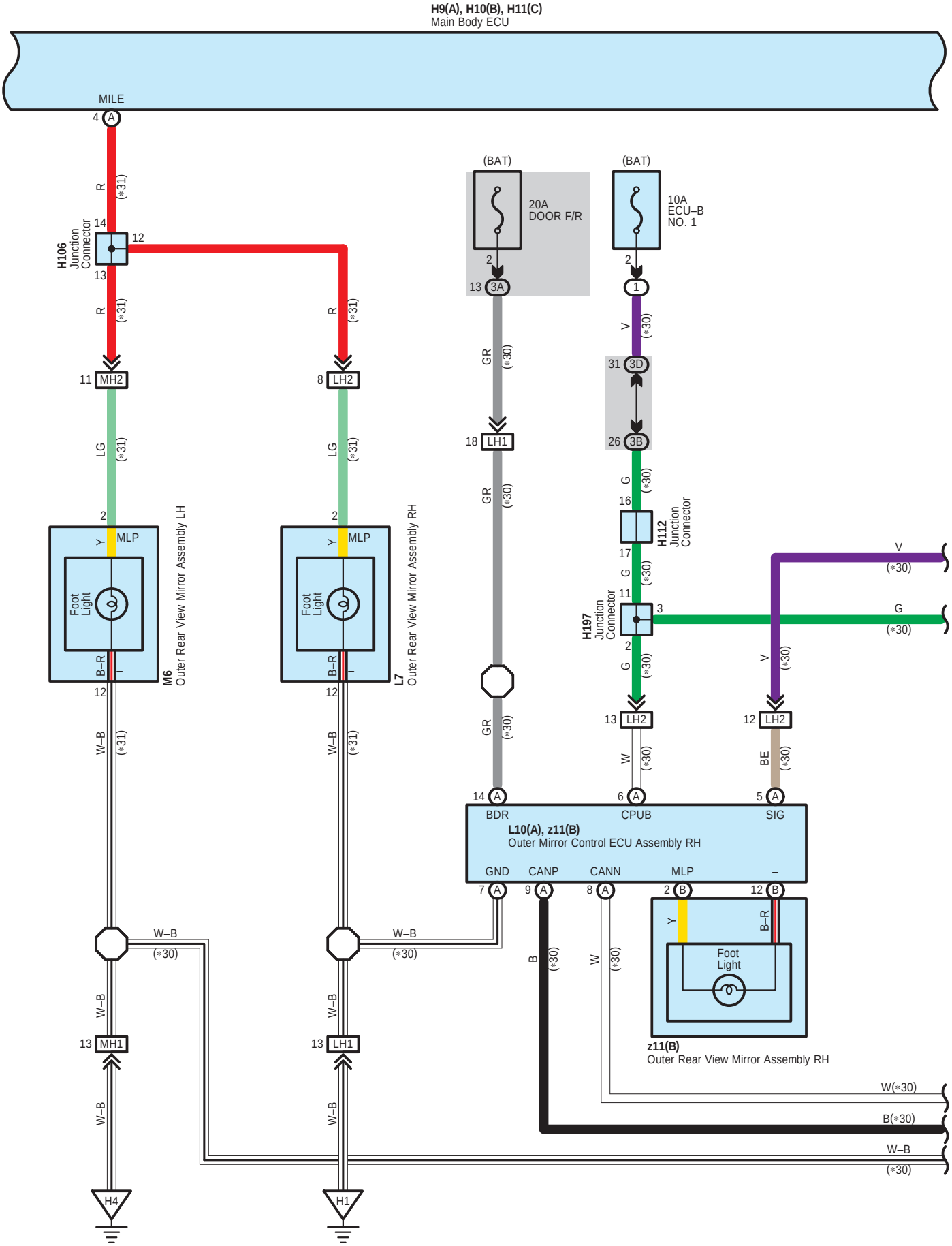
H9(A), H10(B), H11(C)
Main Body ECU
MILE
4 A
R
(*31)
H106
Junction
Connector
14
12
13
R
(*31)
R
(*31)
11 MH2
8 LH2
LG
(*31)
LG
(*31)
2
Y
MLP
Foot
Light
B–R
12
M6
Outer Rear View Mirror Assembly LH
L7
Outer Rear View Mirror Assembly RH
W–B
(*31)
W–B
(*30)
13 MH1
13 LH1
H4
H1
(BAT)
20A
DOOR F/R
13 3A
GR
(*30)
18 LH1
14 A
BDR
(BAT)
10A
ECU–B
NO. 1
1
V
(*30)
31 3D
26 3B
G
(*30)
16
H112
Junction
Connector
17
11
H197
Junction
Connector
3
13 LH2
12 LH2
W
(*30)
BE
(*30)
6 A
CPUB
5 A
SIG
L10(A), z11(B)
Outer Mirror Control ECU Assembly RH
GND
CANP
CANN
MLP
–
7 A
9 A
8 A
2 B
12 B
B
(*30)
z11(B)
Outer Rear View Mirror Assembly RH
W(*30)
B(*30)
W–B
(*30)

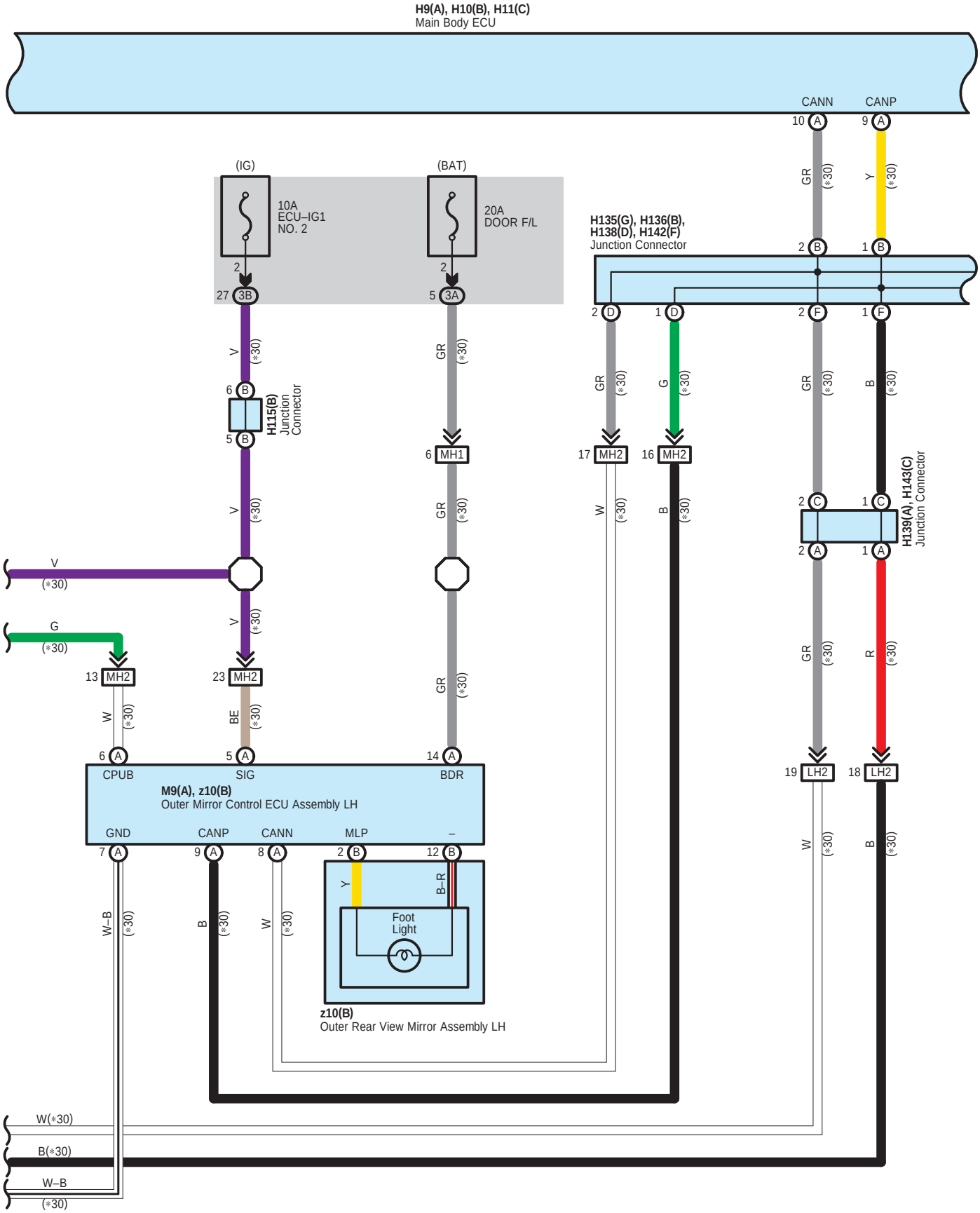
H9(A), H10(B), H11(C)
Main Body ECU
CANN
CANP
(IG)
(BAT)
10A
ECU–IG1
NO. 2
20A
DOOR F/L
H135(G), H136(B),
H138(D), H142(F)
Junction Connector
H115(B)
Junction
Connector
H139(A), H143(C)
Junction Connector
MH1
MH2
LH2
M9(A), z10(B)
Outer Mirror Control ECU Assembly LH
CPUB
SIG
BDR
GND
CANP
CANN
MLP
Foot
Light
z10(B)
Outer Rear View Mirror Assembly LH
W(*30)
B(*30)
W–B
(*30)

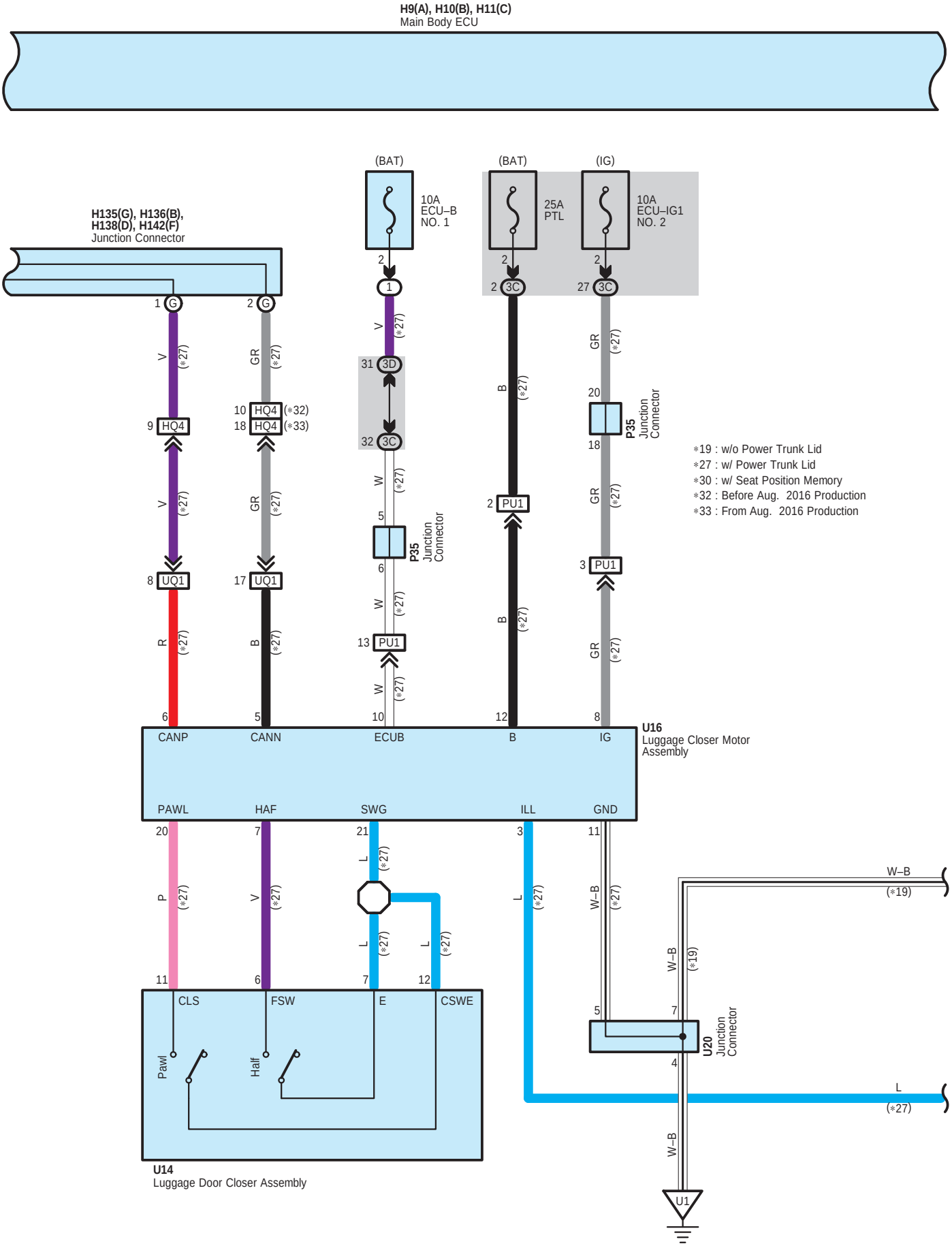
H9(A), H10(B), H11(C)
Main Body ECU
H135(G), H136(B), H138(D), H142(F)
Junction Connector
(BAT)
10A ECU–B NO. 1
(BAT)
25A PTL
(IG)
10A ECU–IG1 NO. 2
HQ4
UQ1
PU1
P35 Junction Connector
U16
Luggage Closer Motor Assembly
CANP
CANN
ECUB
B
IG
PAWL
HAF
SWG
ILL
GND
CLS
FSW
E
CSWE
Pawl
Half
U14
Luggage Door Closer Assembly
U20 Junction Connector
U1
W–B
L
∗19 : w/o Power Trunk Lid
∗27 : w/ Power Trunk Lid
∗30 : w/ Seat Position Memory
∗32 : Before Aug. 2016 Production
∗33 : From Aug. 2016 Production

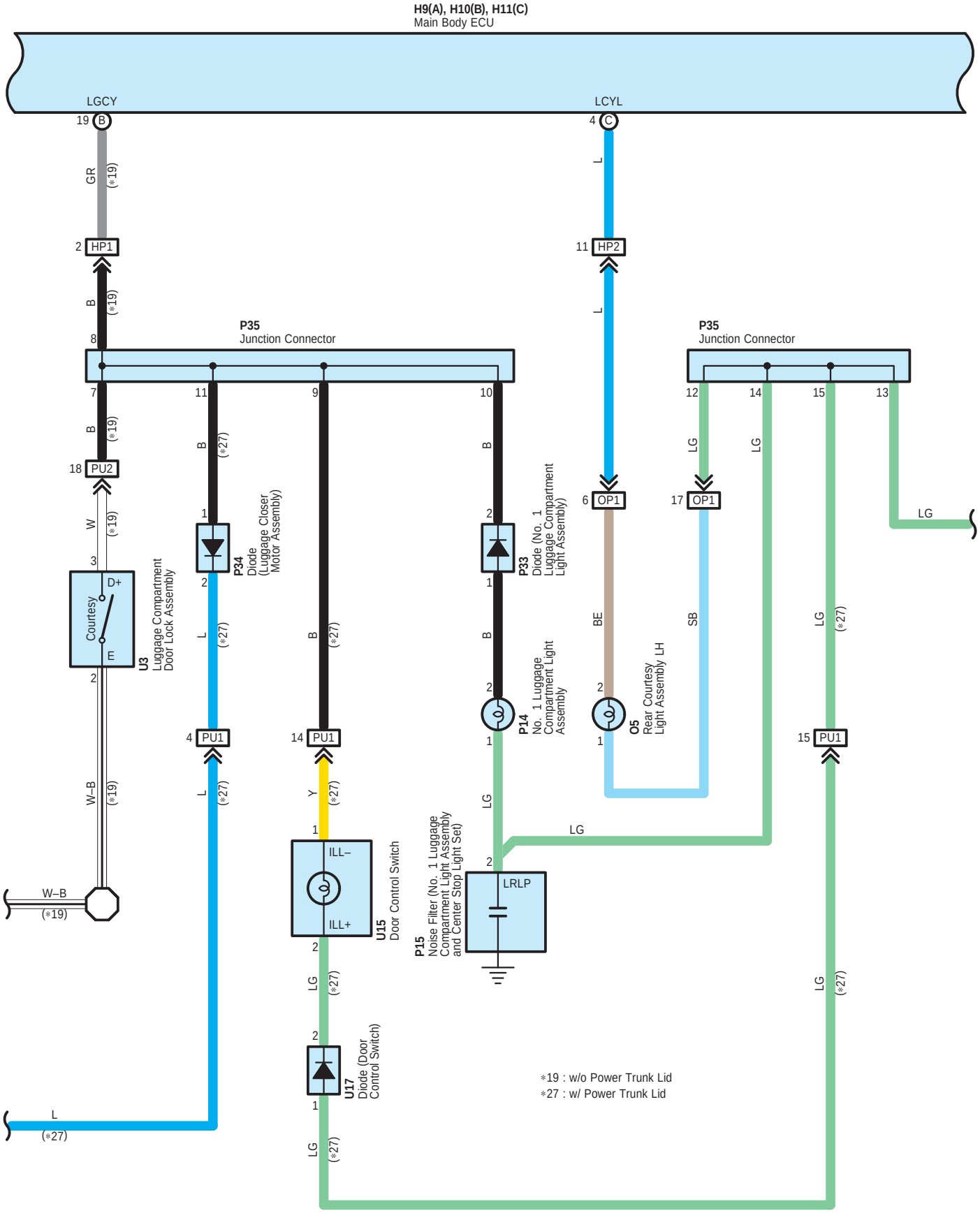
H9(A), H10(B), H11(C)
Main Body ECU
LGCY
LCYL
19 B
4 C
GR (*19)
L
2 HP1
11 HP2
B (*19)
L
8
P35
Junction Connector
P35
Junction Connector
7
11
9
10
12
14
15
13
B (*19)
B (*27)
B
LG
LG
18 PU2
6 OP1
17 OP1
LG
W (*19)
1
2
1
2
P34
Diode
(Luggage Closer
Motor Assembly)
P33
Diode (No. 1
Luggage Compartment
Light Assembly)
3
D+
Courtesy
E
U3
Luggage Compartment
Door Lock Assembly
L (*27)
B (*27)
B
BE
SB
LG (*27)
2
2
2
1
1
P14
No. 1 Luggage
Compartment Light
Assembly
O5
Rear Courtesy
Light Assembly LH
4 PU1
14 PU1
15 PU1
W–B (*19)
L (*27)
Y (*27)
LG
LG
1
ILL–
ILL+
U15
Door Control Switch
2
P15
Noise Filter (No. 1 Luggage
Compartment Light Assembly
and Center Stop Light Set)
LRLP
W–B
(*19)
2
LG (*27)
LG (*27)
2
U17
Diode (Door
Control Switch)
1
L
(*27)
LG (*27)
*19 : w/o Power Trunk Lid
*27 : w/ Power Trunk Lid

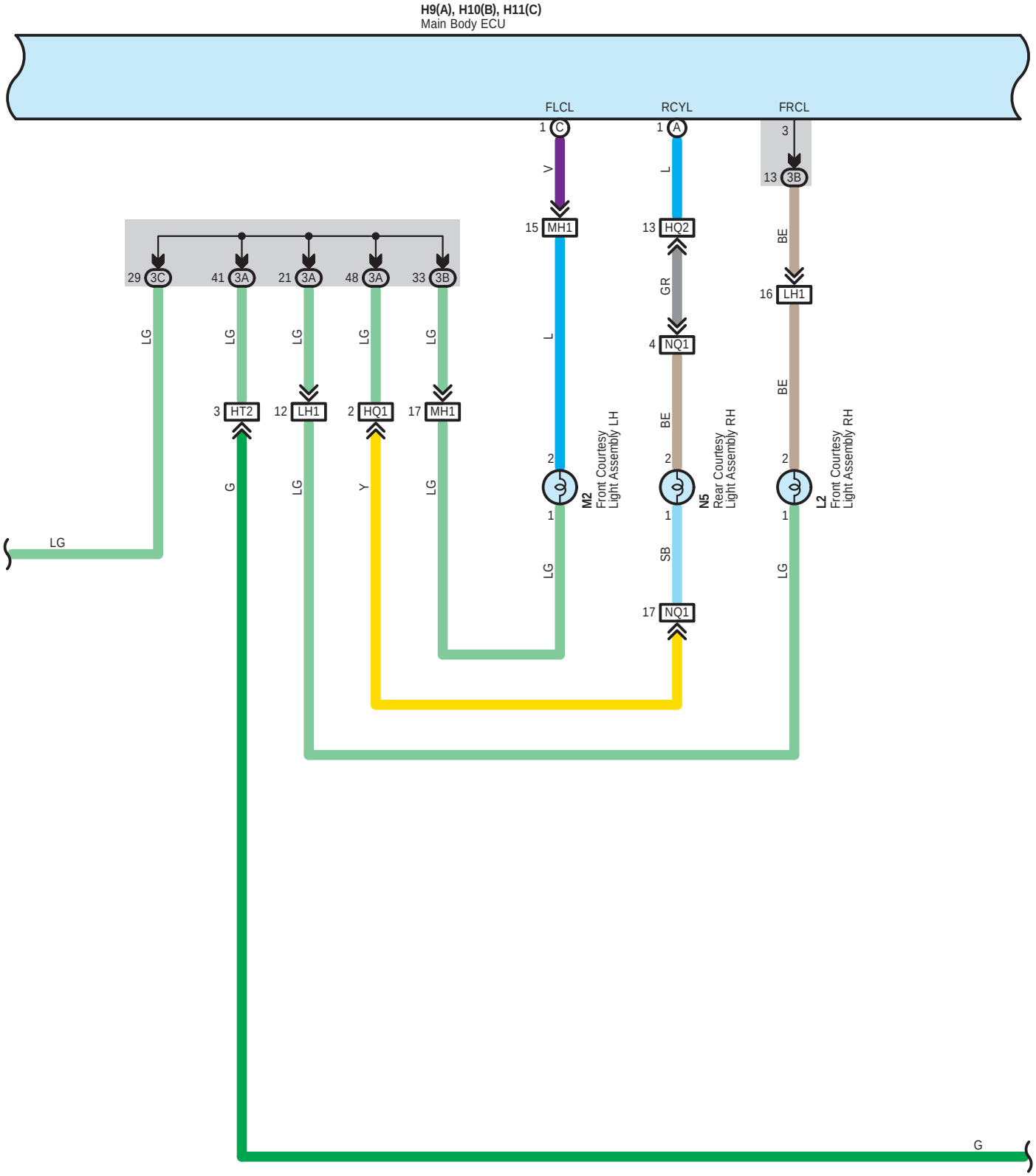
H9(A), H10(B), H11(C)
Main Body ECU
FLCL
RCYL
FRCL
1 C
1 A
3
13 3B
V
L
BE
15 MH1
13 HQ2
16 LH1
GR
4 NQ1
29 3C
41 3A
21 3A
48 3A
33 3B
LG
LG
LG
LG
LG
L
3 HT2
12 LH1
2 HQ1
17 MH1
BE
BE
2
2
2
M2
Front Courtesy
Light Assembly LH
N5
Rear Courtesy
Light Assembly RH
L2
Front Courtesy
Light Assembly RH
G
LG
Y
LG
1
1
1
LG
SB
LG
17 NQ1
LG
G

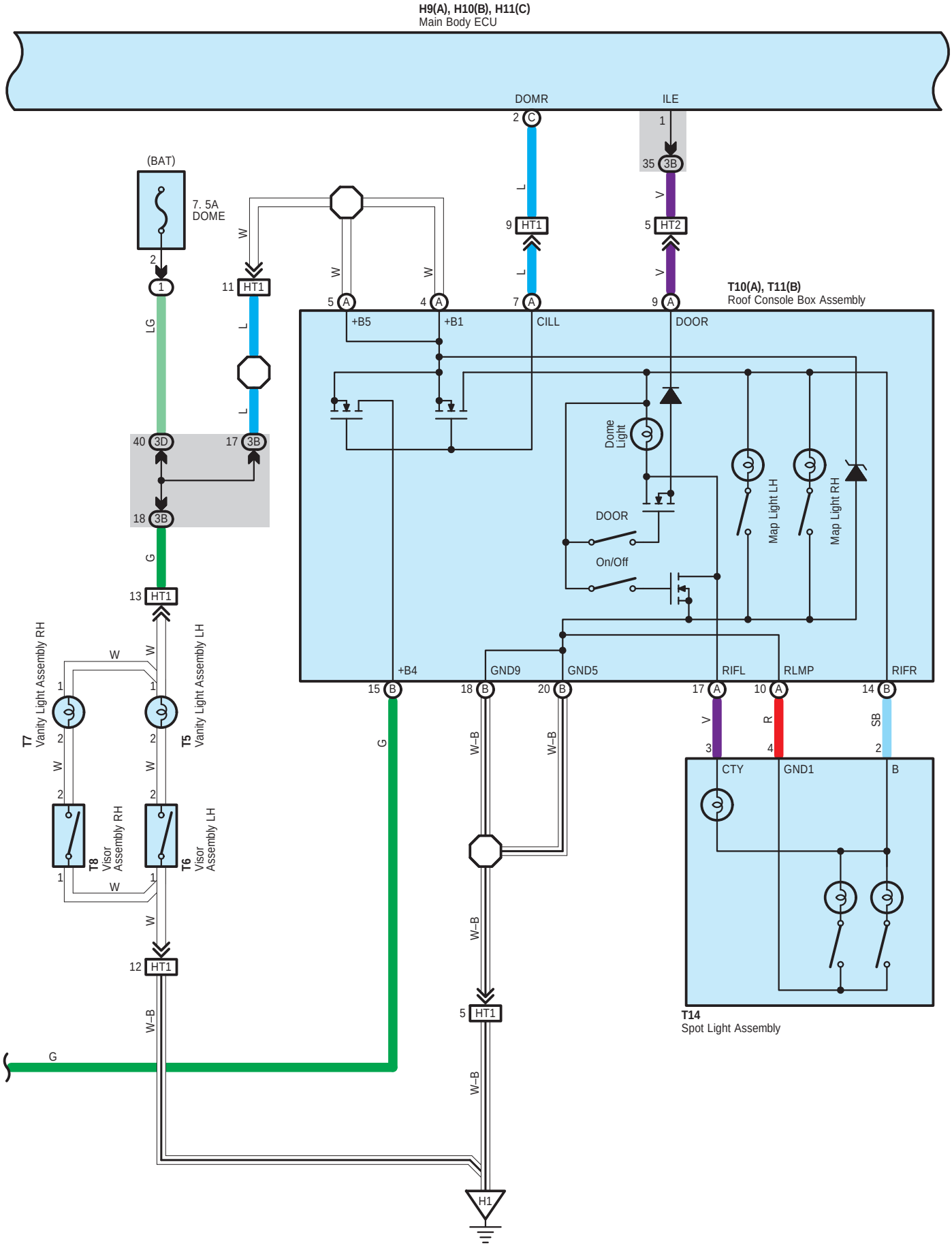
H9(A), H10(B), H11(C)
Main Body ECU
DOMR
ILE
(BAT)
7. 5A
DOME
T10(A), T11(B)
Roof Console Box Assembly
+B5
+B1
CILL
DOOR
Dome Light
DOOR
On/Off
Map Light LH
Map Light RH
+B4
GND9
GND5
RIFL
RLMP
RIFR
CTY
GND1
B
T14
Spot Light Assembly
T7
Vanity Light Assembly RH
T5
Vanity Light Assembly LH
T8
Visor Assembly RH
T6
Visor Assembly LH
HT1
HT2
H1

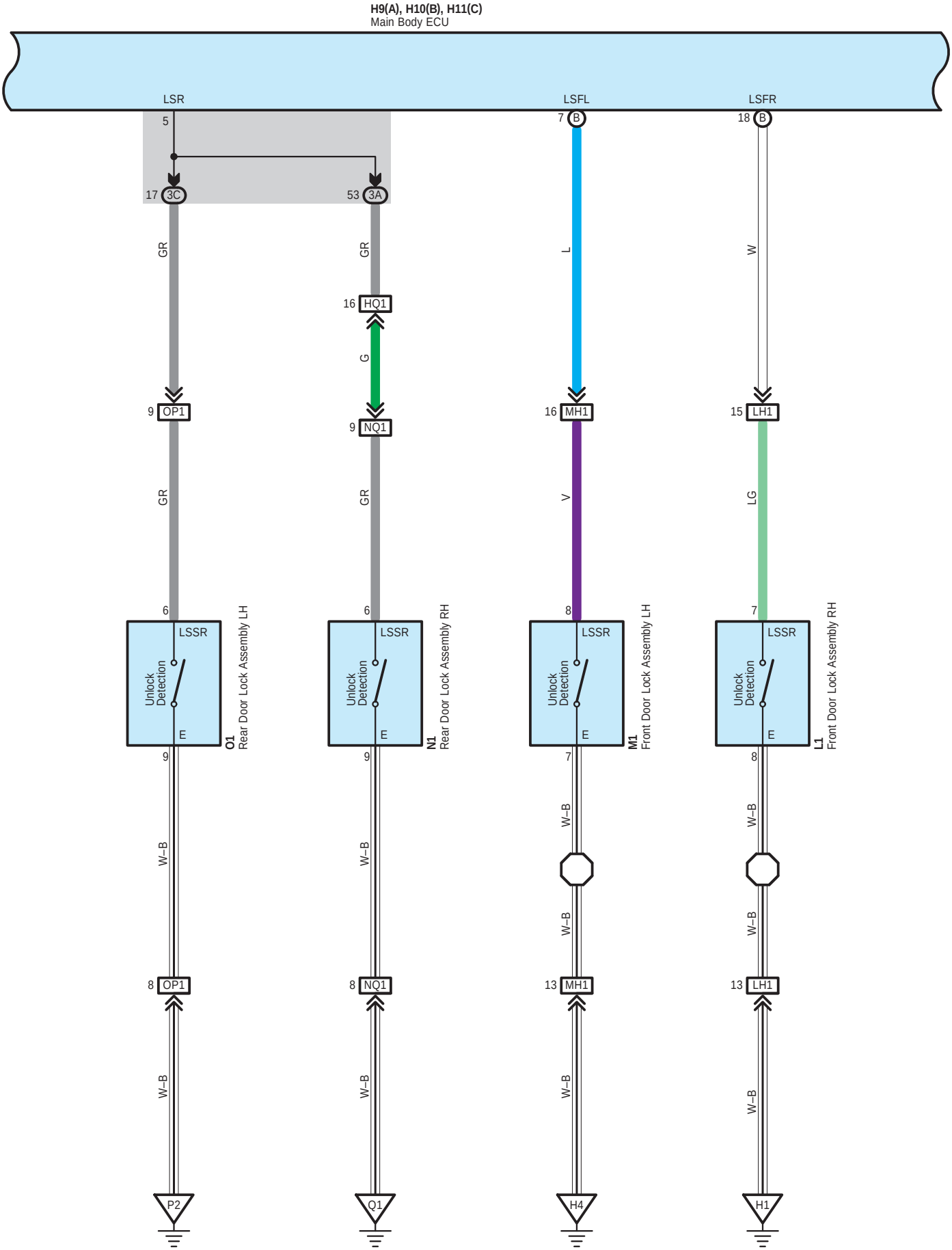
H9(A), H10(B), H11(C)
Main Body ECU
LSR
LSFL
LSFR
5
7 B
18 B
17 3C
53 3A
GR
GR
L
W
16 HQ1
G
9 OP1
9 NQ1
16 MH1
15 LH1
GR
GR
V
LG
6
6
8
7
LSSR
Unlock Detection
E
O1 Rear Door Lock Assembly LH
N1 Rear Door Lock Assembly RH
M1 Front Door Lock Assembly LH
L1 Front Door Lock Assembly RH
9
7
8
W–B
8 OP1
8 NQ1
13 MH1
13 LH1
P2
Q1
H4
H1

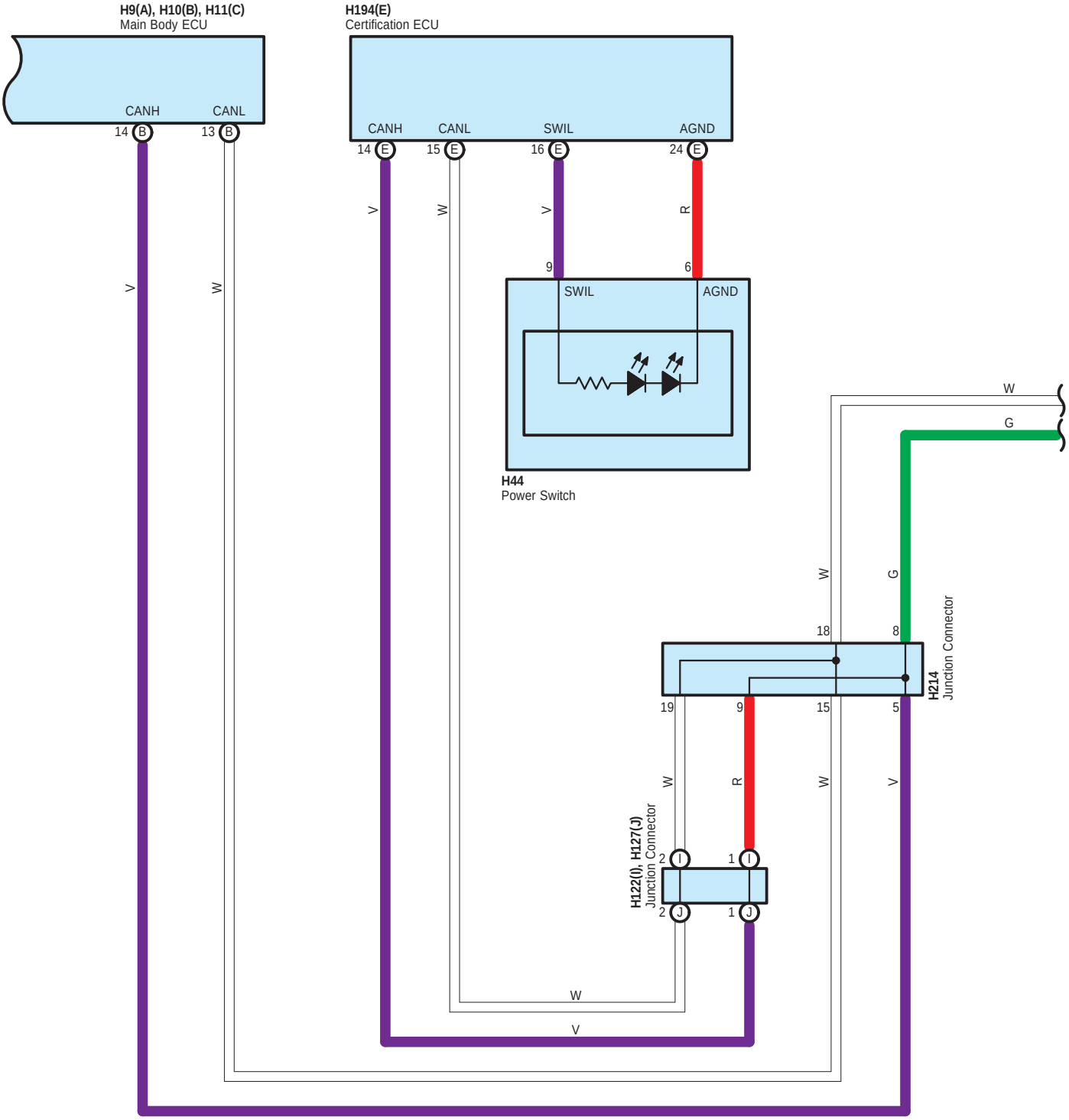
H9(A), H10(B), H11(C)
Main Body ECU
CANH
CANL
14 B
13 B
H194(E)
Certification ECU
CANH
CANL
SWIL
AGND
14 E
15 E
16 E
24 E
V
W
V
R
9
6
SWIL
AGND
H44
Power Switch
W
G
W
G
18
8
H214
Junction Connector
19
9
15
5
W
R
W
V
H122(I), H127(J)
Junction Connector
2 I
1 I
2 J
1 J
W
V

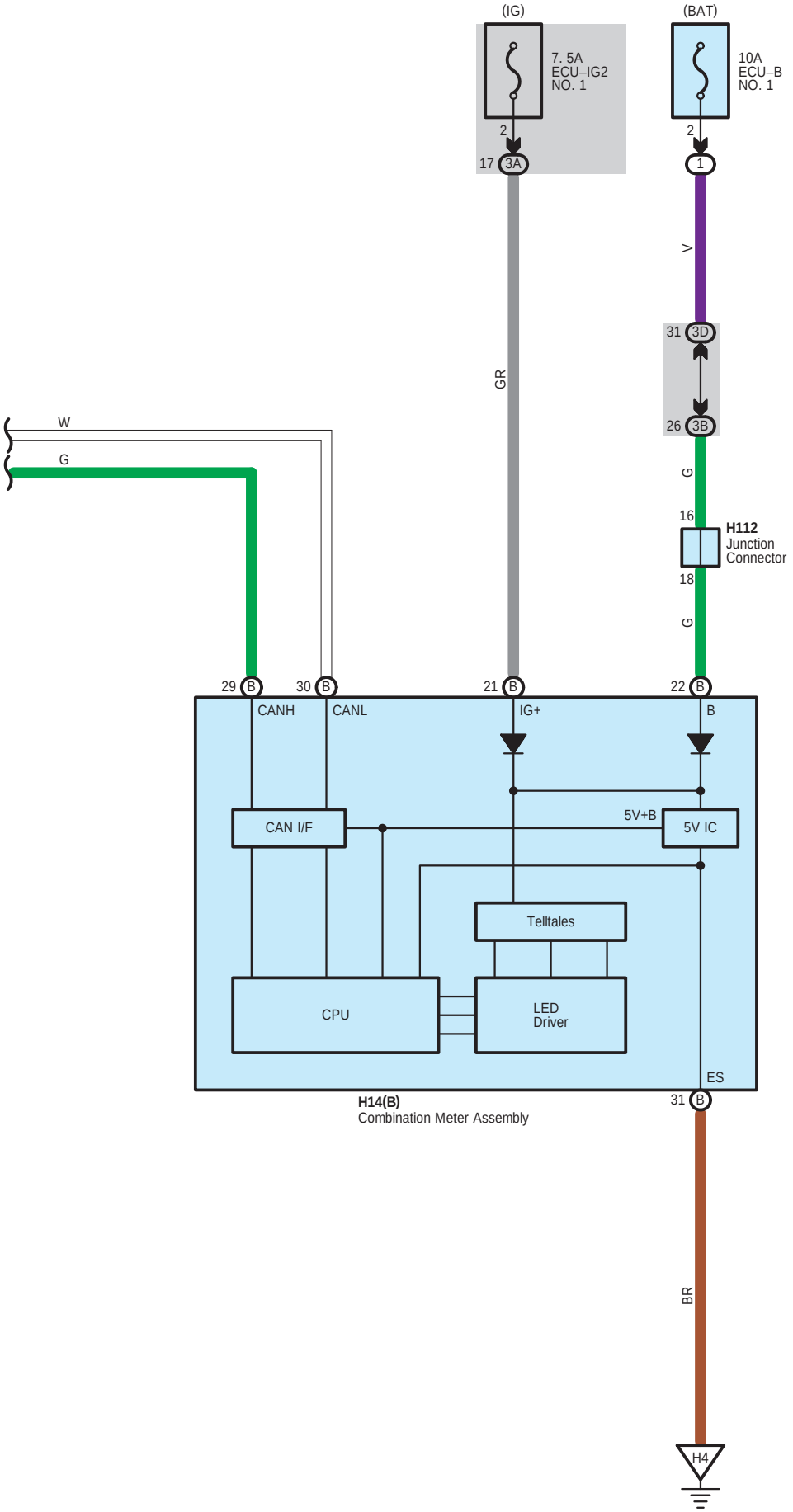
(IG)
7. 5A
ECU–IG2
NO. 1
2
17 3A
(BAT)
10A
ECU–B
NO. 1
2
1
V
31 3D
26 3B
G
16
H112
Junction
Connector
18
G
GR
W
G
29 B
30 B
21 B
22 B
CANH
CANL
IG+
B
CAN I/F
5V+B
5V IC
Telltales
CPU
LED
Driver
ES
31 B
H14(B)
Combination Meter Assembly
BR
H4

H 9
White

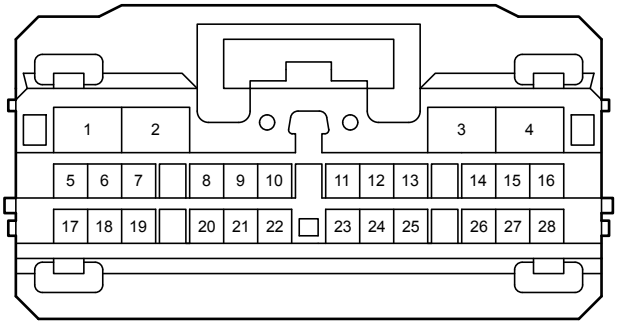

H 10
White

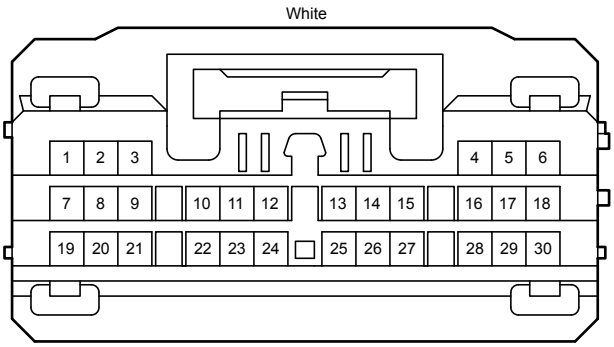

H 11
White

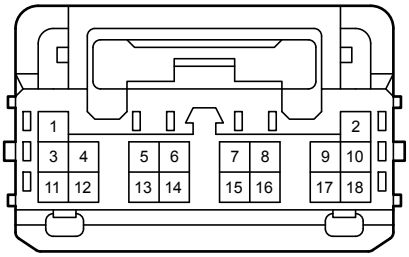

H 14
Black

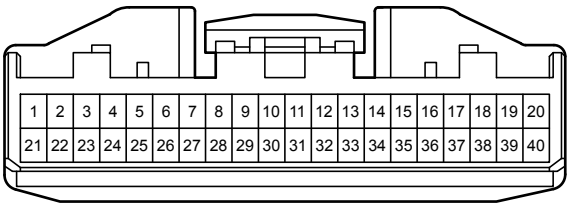

H 44
Black

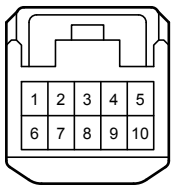

H 47
White

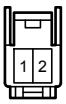

H 48
White



H106
Blue

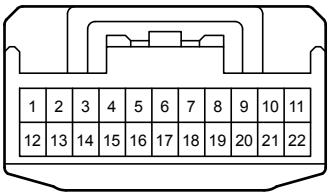

H112
White

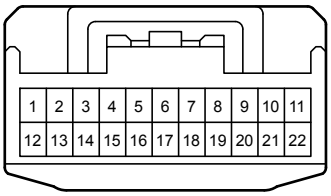

H115
Black

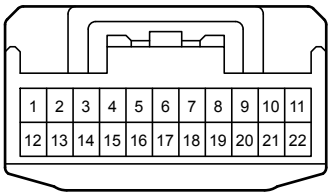

H122
White

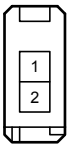

H127
White

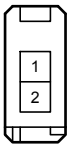

H135
White

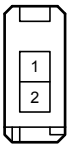

H136
White

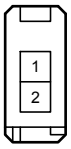

H138
White

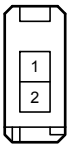

H139
White

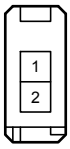

H142
White

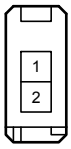

H143
White

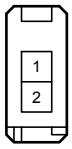

H194
White

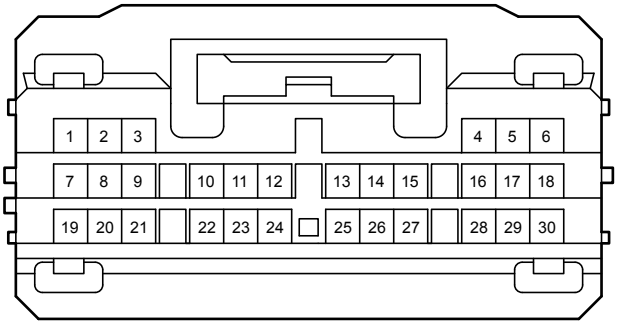

H197
White

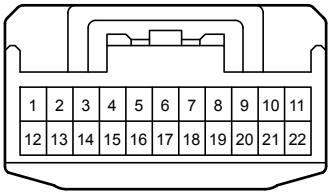

H214
White

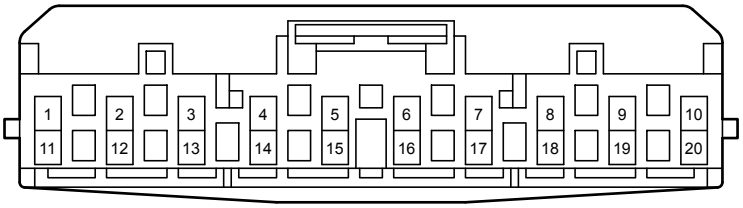

L 1
White

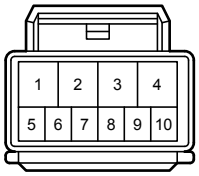

L 2
Gray

L 7
White

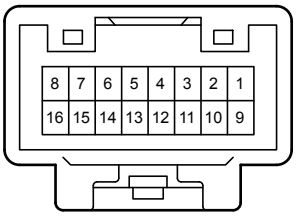

L 10
White

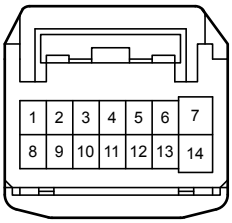

M 1
White

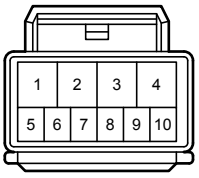

M 2
Gray

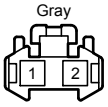

M 6
White

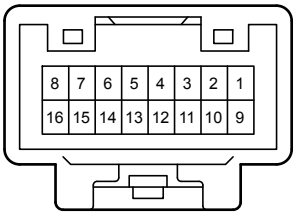

M 9
White

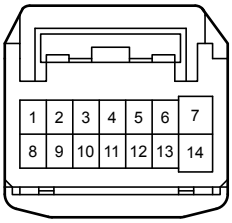

N 1
White

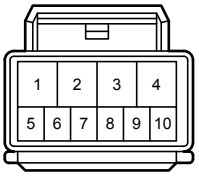

N 5
Gray

O 1
White

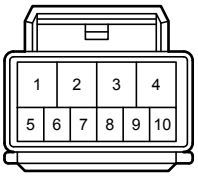

O 5
Gray

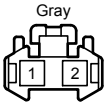

P 3
Black

P 8
White

P 14
White

P 15
Black

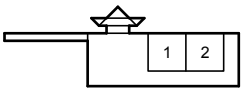

P 33
Black

P 34
Black

P 35
White

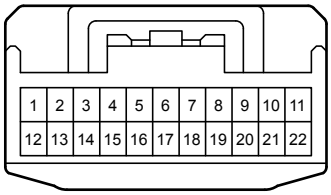

Q 7
Black

Q 13
White

T 5
Gray

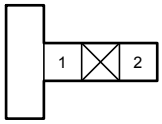

T 6
White

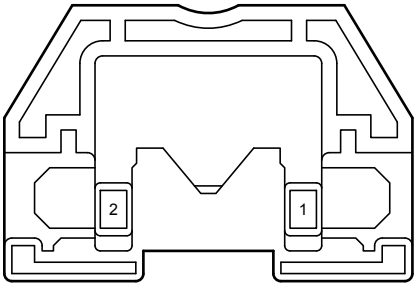

T 7
Gray

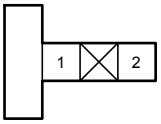

T 8
White

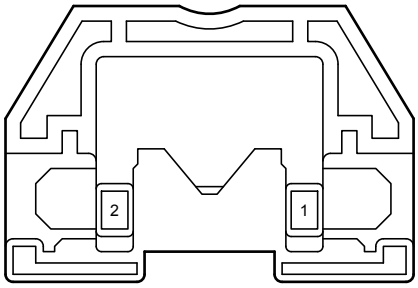

T 10
White

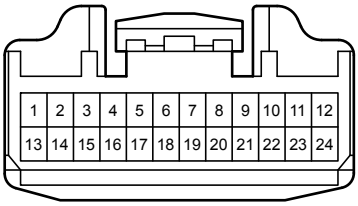

T 11
White

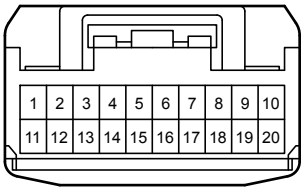

T 14
White

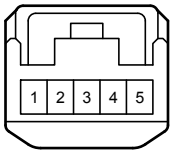

U 3
Black



U 14
White

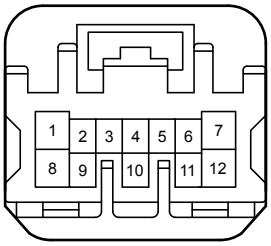

U 15
Black

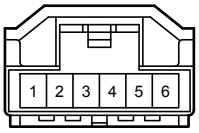

U 16
White

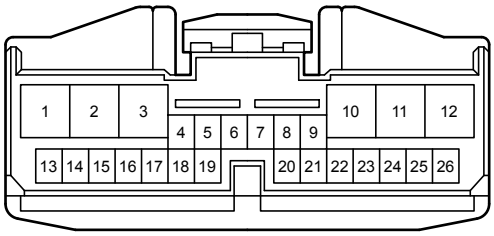

U 17
Black

U 20
White

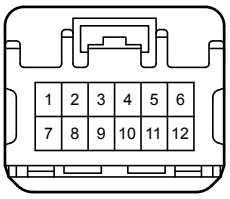

W 13
White

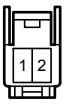

X 14
White

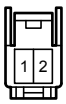

z 10
White

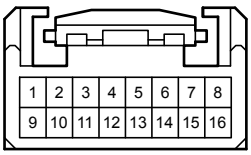

z 11
White

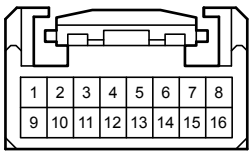

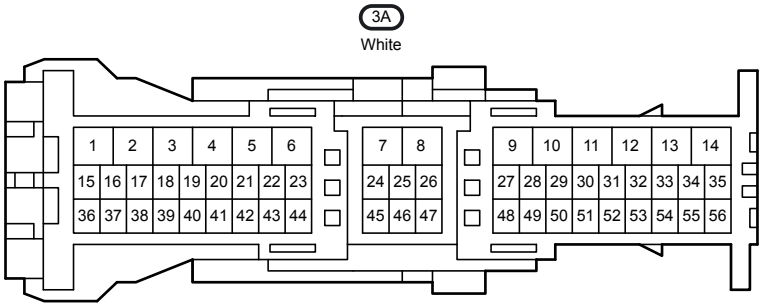
3A
White
1 2 3 4 5 6 7 8 9 10 11 12 13 14
15 16 17 18 19 20 21 22 23 24 25 26 27 28 29 30 31 32 33 34 35
36 37 38 39 40 41 42 43 44 45 46 47 48 49 50 51 52 53 54 55 56

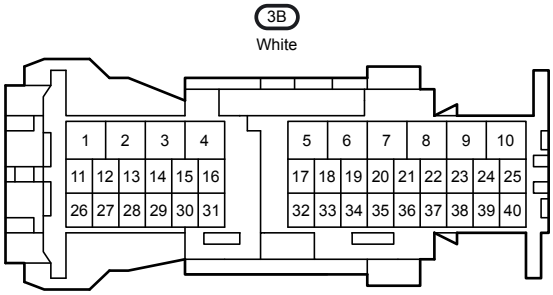
3B
White
1 2 3 4 5 6 7 8 9 10
11 12 13 14 15 16 17 18 19 20 21 22 23 24 25
26 27 28 29 30 31 32 33 34 35 36 37 38 39 40

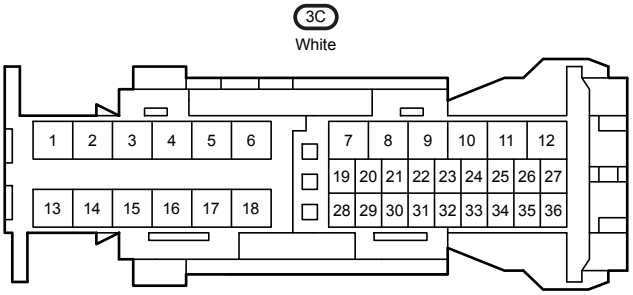
3C
White
1 2 3 4 5 6 7 8 9 10 11 12
13 14 15 16 17 18 19 20 21 22 23 24 25 26 27
28 29 30 31 32 33 34 35 36

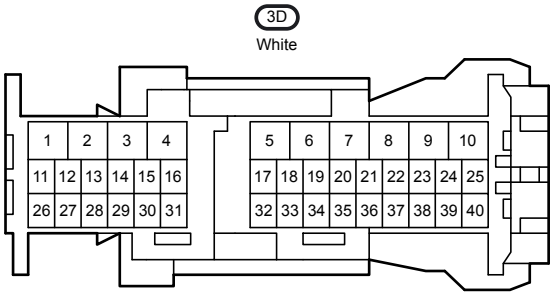
3D
White
1 2 3 4 5 6 7 8 9 10
11 12 13 14 15 16 17 18 19 20 21 22 23 24 25
26 27 28 29 30 31 32 33 34 35 36 37 38 39 40

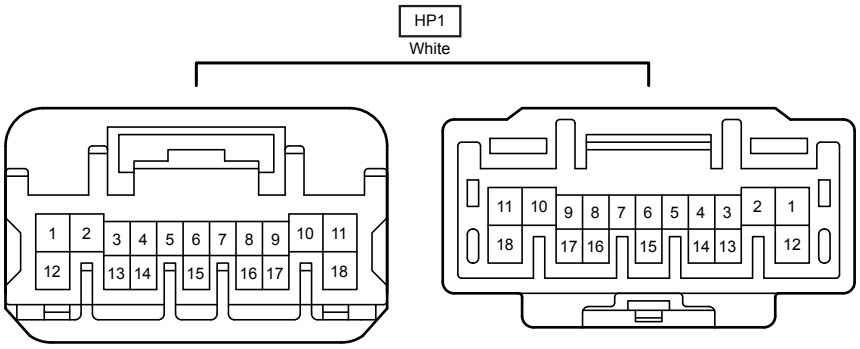
HP1
White
1 2 3 4 5 6 7 8 9 10 11
12 13 14 15 16 17 18
11 10 9 8 7 6 5 4 3 2 1
18 17 16 15 14 13 12

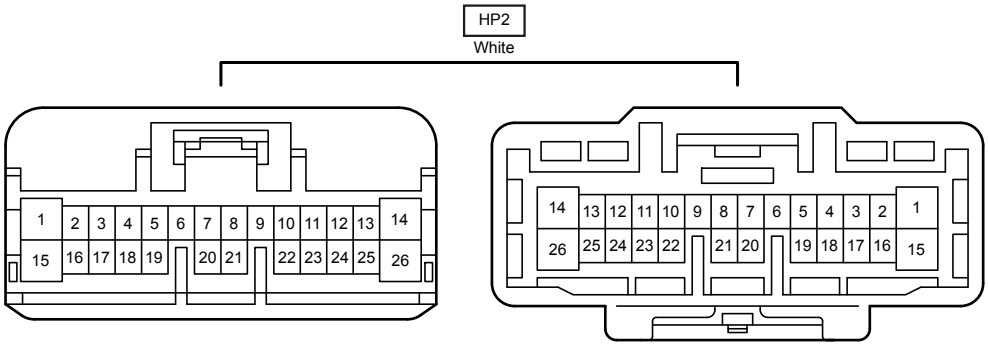
HP2
White
1 2 3 4 5 6 7 8 9 10 11 12 13 14
15 16 17 18 19 20 21 22 23 24 25 26
14 13 12 11 10 9 8 7 6 5 4 3 2 1
26 25 24 23 22 21 20 19 18 17 16 15

HQ1
White

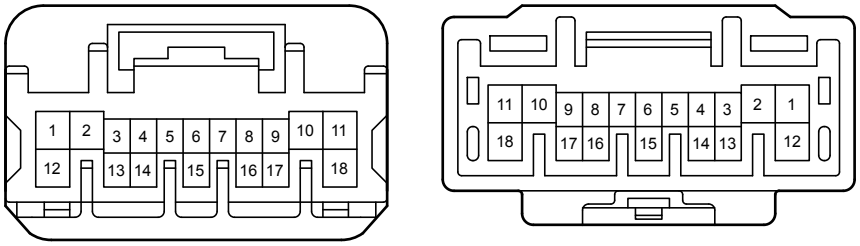

HQ2
White

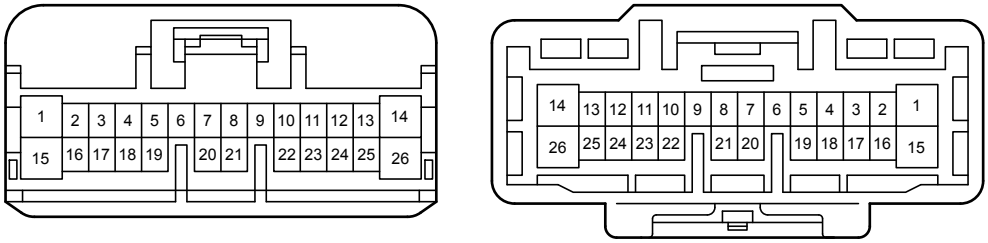

HQ4
White

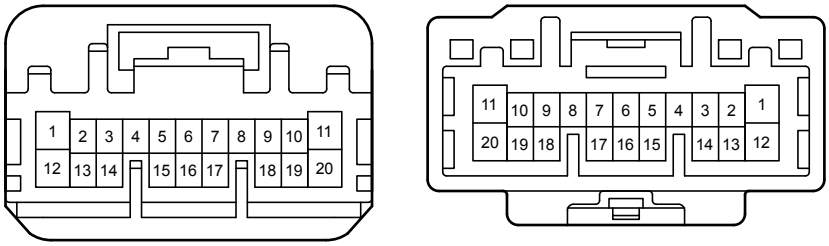

HT1
White

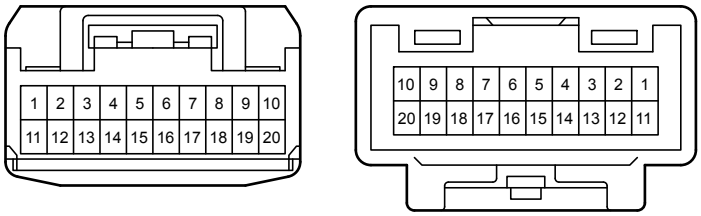

HT2
Gray

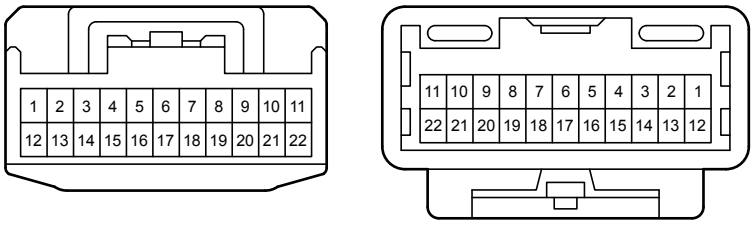

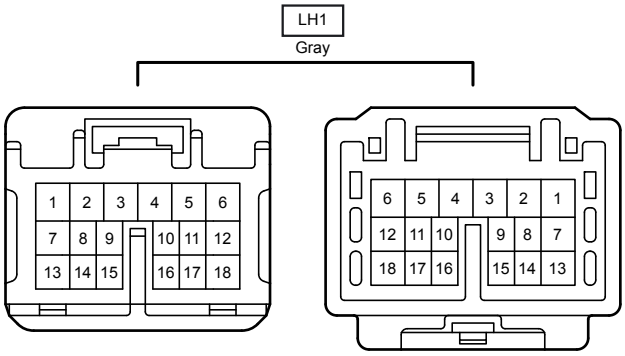
LH1
Gray
1 2 3 4 5 6
7 8 9 10 11 12
13 14 15 16 17 18
6 5 4 3 2 1
12 11 10 9 8 7
18 17 16 15 14 13

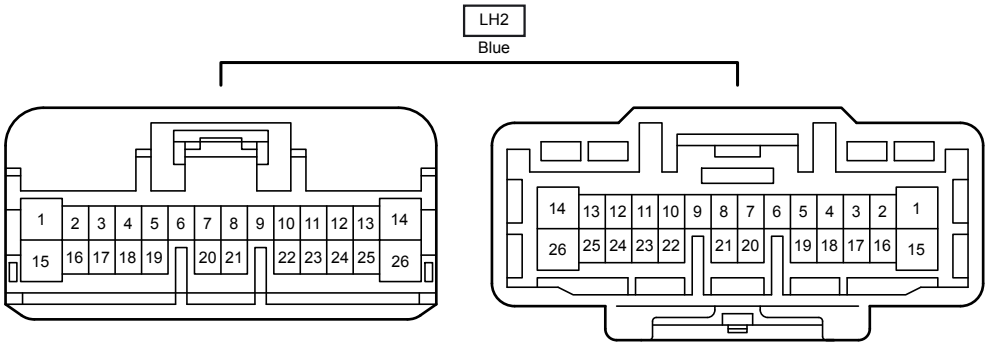
LH2
Blue
1 2 3 4 5 6 7 8 9 10 11 12 13 14
15 16 17 18 19 20 21 22 23 24 25 26
14 13 12 11 10 9 8 7 6 5 4 3 2 1
26 25 24 23 22 21 20 19 18 17 16 15

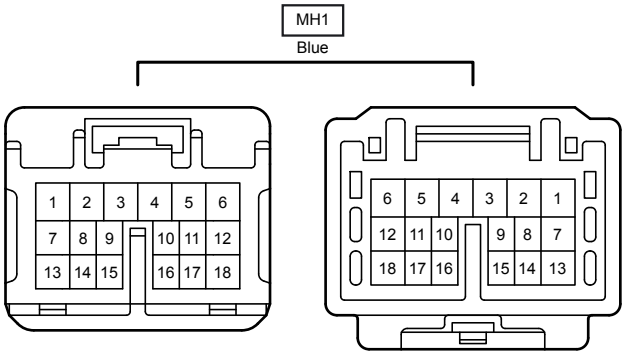
MH1
Blue
1 2 3 4 5 6
7 8 9 10 11 12
13 14 15 16 17 18
6 5 4 3 2 1
12 11 10 9 8 7
18 17 16 15 14 13

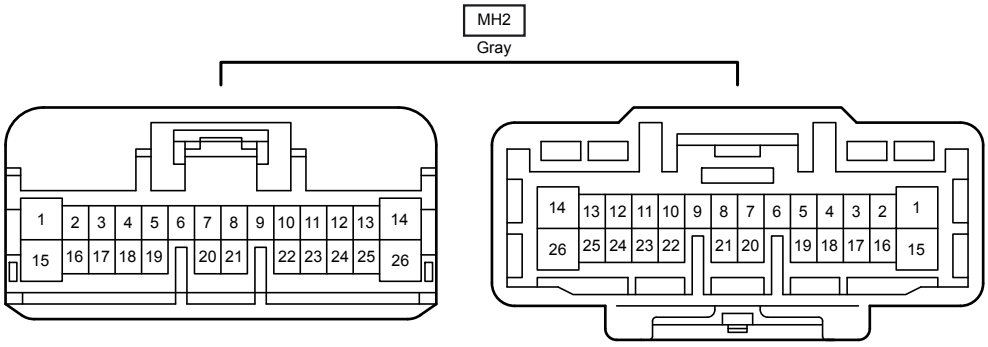
MH2
Gray
1 2 3 4 5 6 7 8 9 10 11 12 13 14
15 16 17 18 19 20 21 22 23 24 25 26
14 13 12 11 10 9 8 7 6 5 4 3 2 1
26 25 24 23 22 21 20 19 18 17 16 15

NQ1
White

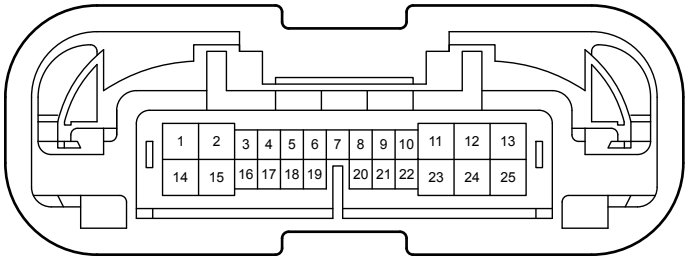

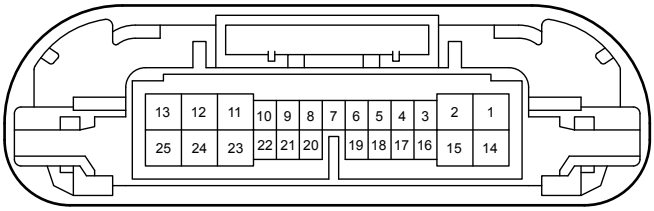

OP1
White

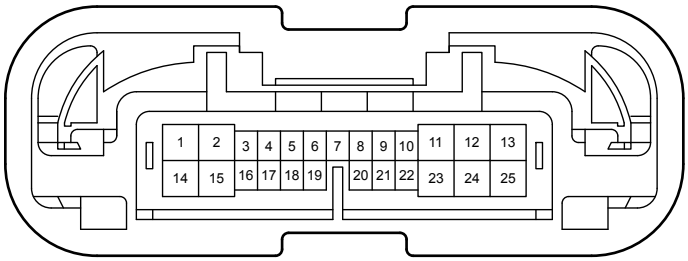

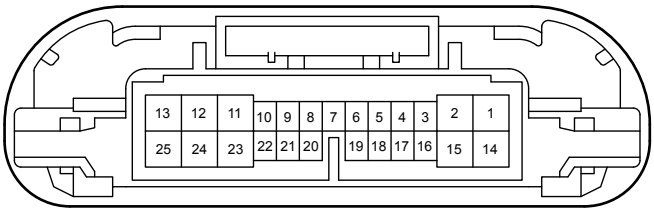

PU1
White

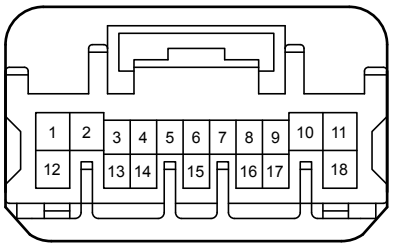

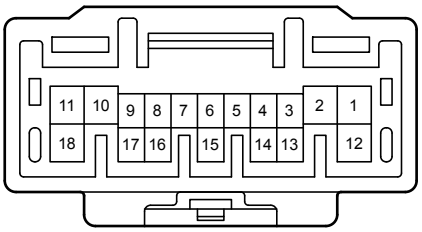

PU2
Gray

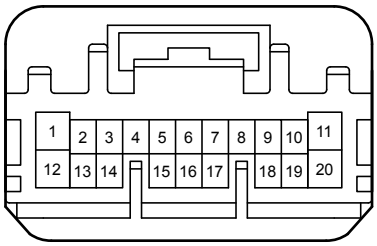

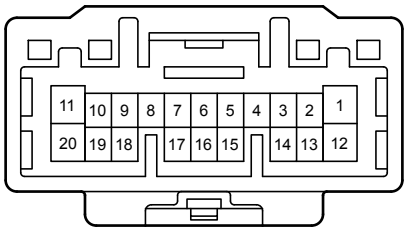

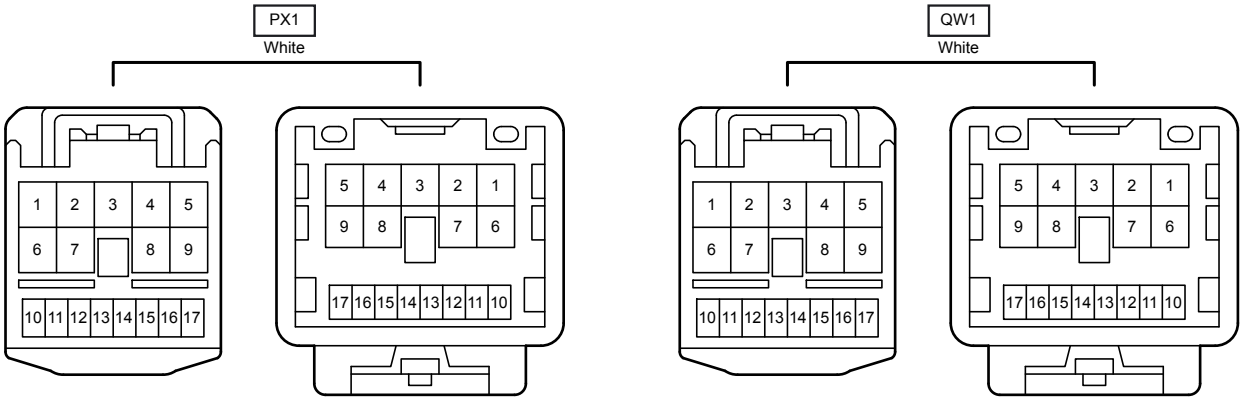
PX1
White
1 2 3 4 5
6 7 8 9
10 11 12 13 14 15 16 17
5 4 3 2 1
9 8 7 6
17 16 15 14 13 12 11 10
QW1
White
1 2 3 4 5
6 7 8 9
10 11 12 13 14 15 16 17
5 4 3 2 1
9 8 7 6
17 16 15 14 13 12 11 10

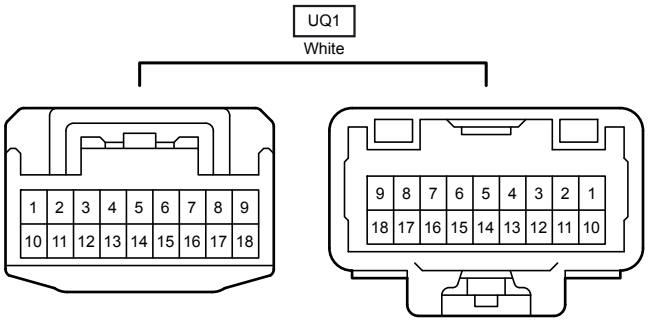
UQ1
White
1 2 3 4 5 6 7 8 9
10 11 12 13 14 15 16 17 18
9 8 7 6 5 4 3 2 1
18 17 16 15 14 13 12 11 10